



FUJITSU GENERAL LIMITED
 1116, Suenaga, Takatsu-ku, Kawasaki 213-8502, Japan
<http://www.fujitsu-general.com/>



ISO 9001 Certified number : 01 100 89394
 ISO 14001 Certified number : 01 104 9245101
 Fujitsu General (Thailand) Co., Ltd.



ISO 9001 Certified number : 01 100 79269
 ISO 14001 Certified number : 272043
 Fujitsu General (Shanghai) Co., Ltd.



ISO 9001 Certified number : 00608G11061R2M
 ISO 14001 Certified number : 00609E20454R2M
 Fujitsu General Central Air-conditioner (Wuxi) Co., Ltd.

Notice for specifications

I.U.=Indoor Unit O.U.=Outdoor Unit Qu=Quiet * =Not decided yet
 •Specifications and design are subject to change without notice for future improvement.
 •For further details, please check with our authorised dealer.
 •Cooling/Heating capacities are based on the following conditions.

Cooling	Indoor temp. : 27°C DB/19°C WB	Heating	Indoor temp. : 20°C DB/15°C WB
	Outdoor temp. : 35°C DB/24°C WB		Outdoor temp. : 7°C DB/6°C WB

•“AIRSTAGE”™ and “WATERSTAGE”™ are worldwide trademarks of FUJITSU GENERAL LIMITED and are registered trademarks in Japan and other countries or areas.
 •“nocria”™ is a worldwide trademark of FUJITSU GENERAL LIMITED
 •Other company and product names mentioned herein may be registered trademarks, trademarks or trade names of their respective owners.

•Actual products' colors may be different from the colors shown in this printed material.

Distributed by :

The Intelligent Choice in Comfort

2012 Air Conditioners Lineup
PRODUCT CATALOGUE

Split | Multi Split | VRF | Energy Recovery Ventilator | Air to Water | Deodoriser



12 Overseas Sales Companies and
6 Overseas Manufacturing Companies

Over the World

- • Head Office
- • Sales Companies
- • Manufacturing Companies

Creation of Comfort

Fujitsu General creates high-quality and environmentally-friendly products that provide good comfort in accordance with our basic policy to a “create comfortable environment” by utilizing the air conditioning technology and creativity we have fostered over many years.

High Quality Development and Production Environment

The Headquarters R&D Center is equipped with a wide range of testing equipment envisioning a variety of operating conditions. This includes a testing tower with a 60m height difference for buildings. We provide high quality & reliable products that meet the customers’ needs from all over the world through this advanced R&D center and 6 production companies based in China and Thailand.



Fujitsu General (Thailand) Co., Ltd.
Fujitsu General Engineering (Thailand) Co., Ltd.



Fujitsu General (Shanghai) Co., Ltd.



FGA (Thailand) Co., Ltd.



Fujitsu General Central Air-conditioner (Wuxi) Co., Ltd.



F.G.L.S. Electric Co., Ltd.

R&D Center
And 60m Height Difference Testing Tower



Our History

Since 1936

Overseas Air Conditioning Business since 1971

1936:
Established as Yaou Shouten Ltd.

1960:
Air conditioning business start.
Japan-domestic business start

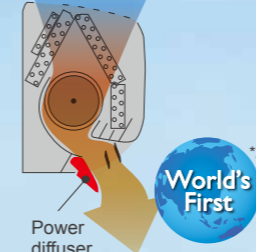
1971:
Air conditioner exports to Middle East.

1977:
"Super Power, Super Quiet" series

1985:
Large wall mounted and multi air conditioner introduced.
AL/AX series



1991:
Air conditioner with the world's first lambda heat exchanger



1994:
Air conditioner with the world's first power diffuser



2001:
VRF air conditioners
AIRSTAGE

2003:
Air conditioner with the world's first automatic self-cleaning filter system
nocria™



2009:
VRF combination type
AIRSTAGE V-II

WATERSTAGE™
Air to Water system



2011:
Hi-spec Design model
LT LU Series

AIRSTAGE J-II
Small VRF series

Sales Company Establishment

1976:
North America sales company,

1977:
Europe sales company (UK).

1978:
Australia sales company
Europe sales company (Germany).

1980:
Brazil sales company

1997:
Asia sales company (Singapore).

1998:
Middle East sales company (UAE)
New Zealand sales company

2002:
Taiwan sales company

2006:
China sales company



1991:
Air conditioner manufacturing company in Thailand.



1994:
Air conditioner manufacturing company in Shanghai, China.



1998:
Air conditioner motor manufacturing company in Thailand.



2006:
VRF air conditioner manufacturer, sale, and service company in China.



2007:
Air conditioner technology building completed on Main Office group.



2009:
Operation of compressor factory begins in Thailand.

Harmony between Global Environmental Protection and Company Activities

The Fujitsu General Group strives for business activities that achieve harmony between contributing to protecting the global environment and company activities while making environmental protection activities an important issue in company management. The Fujitsu General Group is working to improve its environmental friendliness by building an environmental management system (EMS); taking environmental protection measures throughout the product life cycle of materials procurement, product development and design, manufacturing, and recycling; and by taking the environment into consideration during business activities such as by saving energy and resources and reducing waste.



*1. Announced 1991. In room air conditioner for the home (our company's investigation)
*2. Announced 1994. In room air conditioner for the home (our company's investigation)
*3. Announced 2002. In room air conditioner for the home (our company's investigation)

Creating Top-class Products

With Core Technology

Fujitsu General air conditioners bring quality air to people and provide true comfort, energy saving, and clean environment through our core technology

High Efficiency Technology

Energy Saving Control

More Comfort

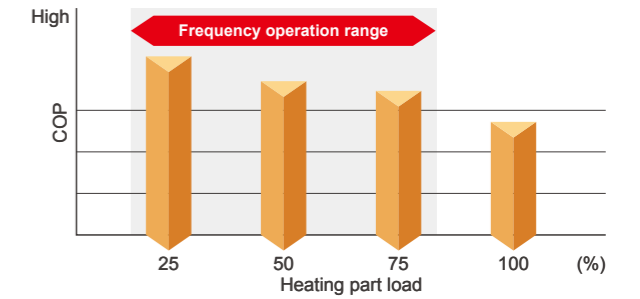
High Air Quality

User Friendly Control

High Efficiency Technology

High Efficiency Technology

Over 90% of actual operation time, air conditioners are operated at partial capacity instead of rated capacity. We focused on high seasonal efficiency by all DC inverter control and high efficiency technology.



ALL DC All DC Inverter Technology

DC Twin Rotary Compressor

The high efficiency DC inverter type "2-cylinder rotary compressor" is used for large capacity of split system. It has achieved higher energy efficiency compared with equal class of compressors by optimizing the structure inside the compressor.



DC Fan Motor

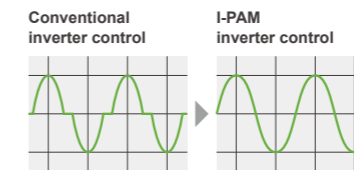
DC fan motor realizes high power, wide operation range, and high efficiency.



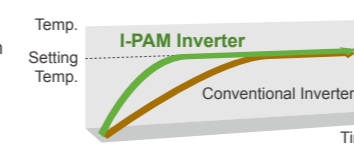
Optimized Inverter Control

i I-PAM (IPM*+PAM) Inverter control

I-PAM inverter control is a technology which reduces loss by adjusting the current waveform to a better sine waveform. This promotes the effective use of the input power supply to attain high performance.



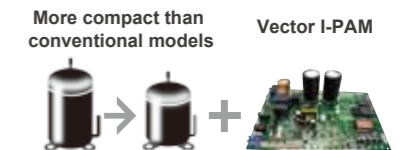
In addition, the voltage is raised at the start of operation and fast comfort is attainable by more powerful operation.



IPM*: Intelligent Power Module

V V-PAM (Vector+I-PAM) Inverter control

V-PAM inverter control reduces the effects of magnetic flux and increases the maximum speed and efficiency of the compressor by vector control technology. With this technology, further miniaturization, higher efficiency, and better performance are attained.

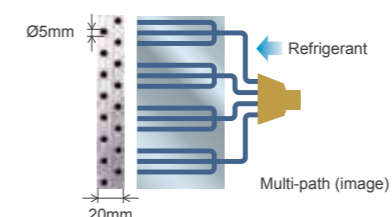


It becomes more powerful with the newly developed high efficient compressor motor control.

High Efficiency Heat Exchanger

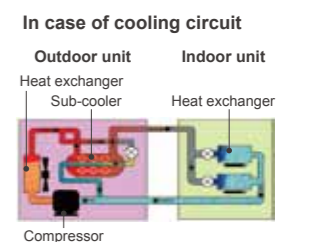
High density multi-path heat exchanger

Heat exchange performance is substantially improved by thin and high-density heat exchanger and multi-path efficiency technology.



High performance sub-cool heat exchanger

Higher performance achieved by mounting of counter type bypass circuit. (Large multi type, VRF)




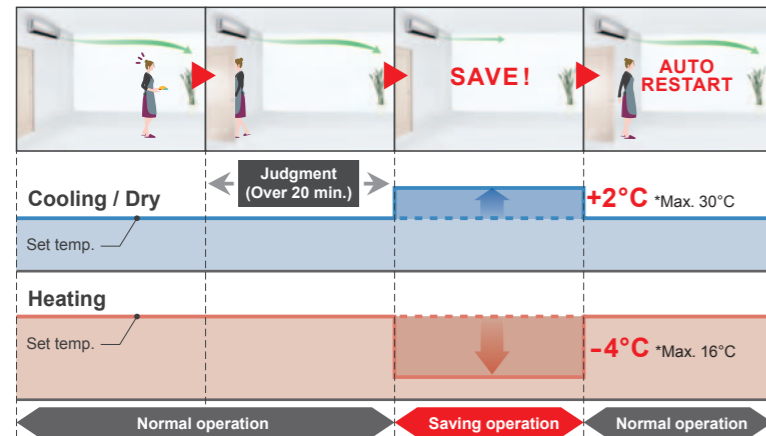
Energy Saving Control



Economical and comfortable air conditioning environment is realized by various energy saving technologies such as sensor technology, original automatic filter cleaning function, and economical set temperature control, etc.

Human sensor control


Human sensor catches movements of people in a room, and operates with lower capacity when people leave the room, which can save electric expense. When people come back to the room, it returns to previous operating mode.



Energy Saving Control

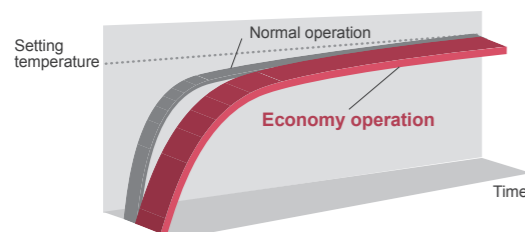
Automatic filter cleaning

This function allows an energy saving of more than 25% a year and maintains a smooth airflow by preventing the filters from being clogged with dust.



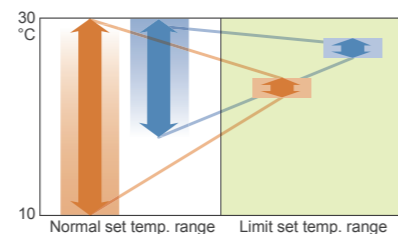
Economy operation

Limits the maximum operation current, and the power consumption is cut down and the maximum load is suppressed.



Room temperature set point limitation

The minimum and maximum temperature range can be set giving further energy saving while considering the comfort of the occupants.



*1. Announced September 9, 2002. In room air conditioner for the home (Our company's investigation)

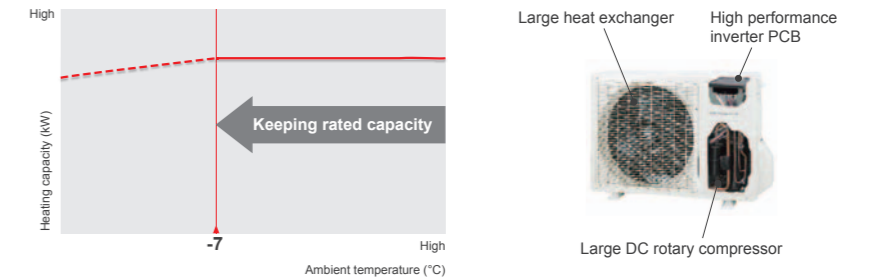
More Comfort



Fujitsu General realizes a comfortable environment at all times by developing original air flow control. In addition, we pursue the various control technologies to provide you with a pleasant air-conditioned life.

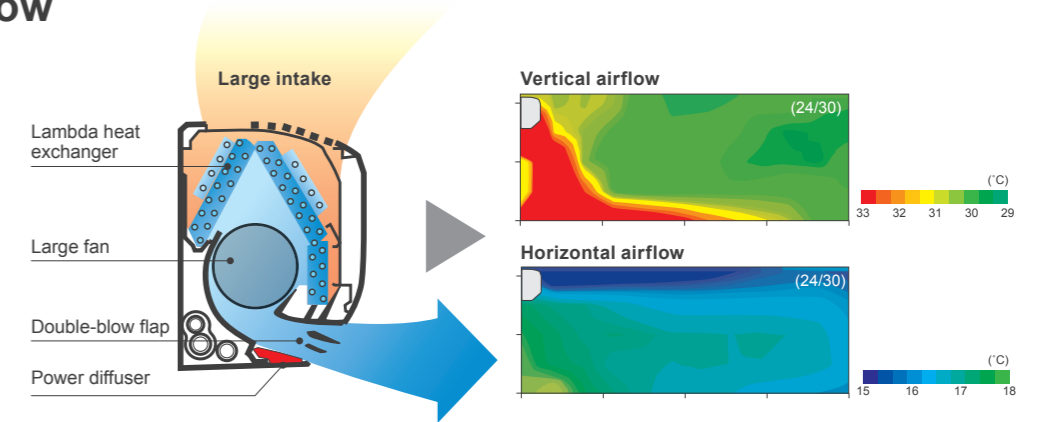
Powerful Heating

High heating capacity is realized even at low outdoor temperature by mounting the large heat exchanger or large DC rotary compressor and developing the high performance inverter PCB



Comfort Airflow

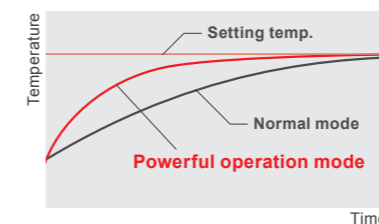
Precision wind direction control is realized and ventilation efficiency is also improved by 3 technologies. Our airflow control makes your environment more comfortable.



Quick Comfort

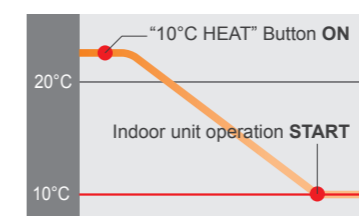
Powerful operation

Continuous operation by maximum air flow and maximum compressor speed after a certain period of time allows the temperature to reach the setting temp. quickly.



10°C Heat operation

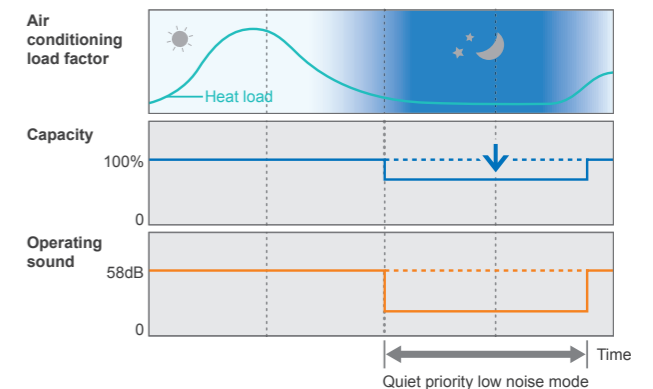
When you leave, minimum heating operation is performed to maintain the room temperature. (Maintain at 10°C)



Quiet Control

Outdoor unit low noise operation

Users can choose low noise levels, depending on the installation environment. The operation time can be set using the timer.



High Air Quality




Perfect comfort pursued by removal of dust and odors and bacteria, etc. in the air, intake of fresh air, and other clean air conditioning technologies which always take health into consideration.

Clean Function

Automatic filter cleaning

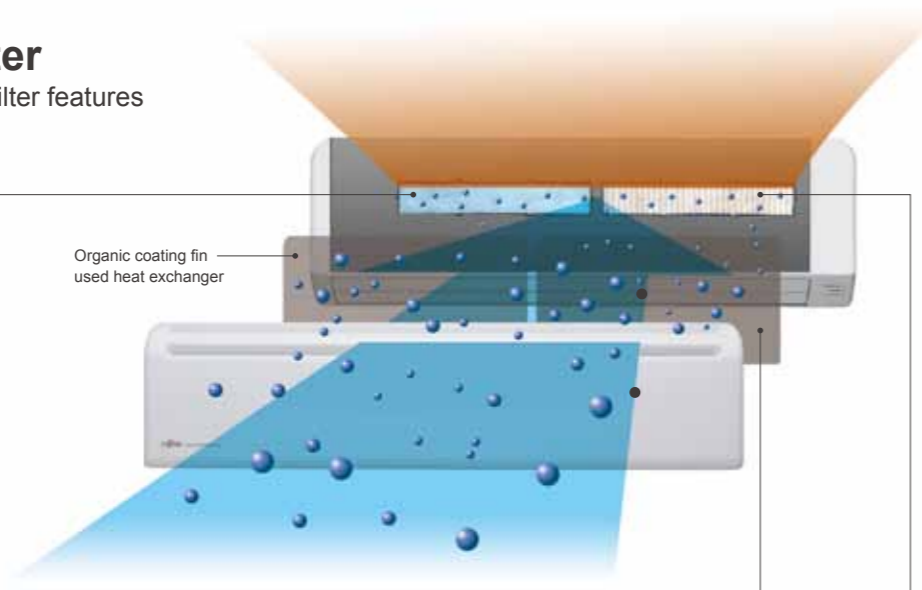
Drives away the bacteria and refreshes the air. The dirt and dust are bacteria-eliminated by photocatalytic filter. High density air filter surely catches the dust in the air. The collected dust is automatically removed, and the air is always cleaned in a clean state.



*1. Announced September 9, 2002. In room air conditioner for the home (Our company's investigation)

Clean Filter

Air conditioner filter features

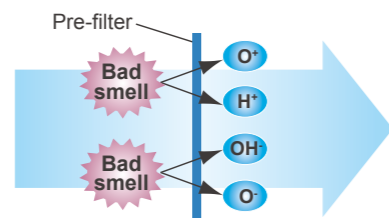


Long-life Ion Deodorization Filter



Drives away the bacteria and refreshes the air. The dirt and dust are bacteria-eliminated by photocatalytic filter. High density air filter surely catches the dust in the air. The collected dust is automatically removed, and the air is always cleaned in a clean state.

Deodorant & Anti-bacteria Filter



Deodorant and anti-bacteria filter can resolve the constituent of bad smell by the pre-filter mixed with special ceramic powder which gives near infrared rays effect.

Apple-catechin Filter



Fine dust, invisible mold spores, and harmful microorganisms are absorbed onto the filter by static electricity, and further growth is inhibited and deactivated by the polyphenol extracted from apples.

User Friendly Control



Fujitsu General is using ergonomics to expand the use of user friendly designs such as easy-to-read large LCD displays, easy-to-operate buttons, and displays with easily recognizable colors and icons.

We are producing control systems that provide greater convenience for both individual and centralized control with operability suitable for the application and such features as one-touch selection and a range of batch control operation methods.



Central & Individual Control
User-friendly operation
Multiple language support

Individual Friendly Control

New slim wireless remote controller



Wireless remote controller

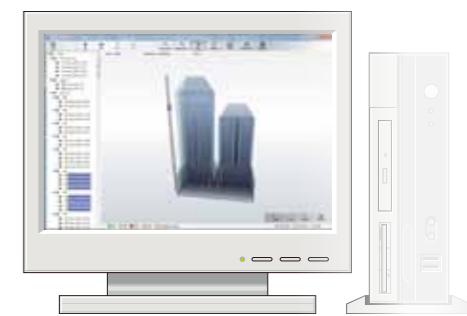


Central Management Control

Touch panel controller



System controller



Fujitsu General's Action

FUJITSU GENERAL provides the products which will meet the EU action plan 20/20/20¹ and the implementing measures for air-conditioners of the ECO-Design Directive (ErP)²

- FUJITSU GENERAL is focusing on the development of high seasonal efficiency products that are adapted to meet the new energy efficiency requirements³ starting from January 2013 and reinforcement demands starting from 2014. Highest energy class products are already available today.

*1. By 2020, CO₂ emission -20%, Renewable energy share 20%, Primary energy use -20%

*2. Under development (Dec.2011)

*3. New energy labeling requirement (EU) 626/2011

Approach to the New Energy Efficiency Standard



Pursuit of better seasonal efficiency
Improving total operation performance



Product development that is optimum for the European area environment and lifestyle
Strengthened heating performance and efficiency, low noise level, etc.



New CLASS A products line-up expanding
From residential to commercial use
Development of a series of new Class A products

Energy Efficiency Classifications

CLASS A Our models are reaching the "Class A" ranking, the highest energy efficiency level that is now shown on energy labels in Europe.

New Energy Labeling Requirement (EU) 626 / 2011

Current Energy Label

Energy		Air-conditioner
Manufacturer		FUJITSU
Outside unit		AO-***
Inside unit		AS-***
More efficient		
A		A
B		
C		
D		
E		
F		
G		
Less efficient		
Annual energy consumption, kWh in cooling mode	(Actual consumption + 8% deposit on the appliance is used)	***
Cooling output	kW	***
Energy efficiency ratio	Full load (the higher the better)	***
Cooling only		
Type	Cooling + Heating	←
	Air cooled	←
	Water cooled	—
Heat output	kW	***
Heating performance	A: higher G: lower	A
Noise	(dB(A) re 1 pW)	**
Further information is contained in product brochures		
Norm EN 14181 Air-conditioner Energy Label Directive 2002/31/EC		

- Performance notation based on multiple points calculations that better match the actual operation
- Energy labeling revision
- Raising of the CLASS A level

There are seven classifications of energy efficiency, from A to G. The most efficient level is "A" and the least efficient level is "G".

New Energy Label⁴

ENERG		Y	UA
енергия - енергетика		IE	IA
I			
SEER		SCOP	
A		A	
B		B	
C		C	
D		D	
E		E	
F		F	
G		G	
kW XY,Z	SEER X,Y	XY,Z	XY,Z
kWh/annum XY	kWh/annum XY	XY	XY
ZYdB		ZYdB	
ENERGIA - ΕΝΕΡΓΙΑ - ΕΝΕΡΓΕΙΑ - ENERGIJA - ENERGY - ENERGIE - ENERGI			
626/2011			

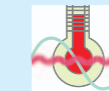
- Three climate zone for heating (Average zone : mandatory) (Warmer and colder zone are optional)
- Seasonal efficiency
- Sound power level

*4. Enforcement on January 1, 2013
Air conditioners up to 12 kW

Current Energy labeling points

Rated efficiency
• Full capacity
• One point temperature condition
→ EER COP

Annual efficient operation



Operating power consumption
→

Reduce total power consumption



Sound pressure level
→

Low noise products



New Energy labeling points

Seasonal efficiency
• Integrates part load capacity
• Optimized for several rating temperatures
→ SEER SCOP

Total power consumption

- Operating power consumption
- Standby power consumption
- Crank case heater
- Thermo off

Sound power level


New criteria

2012 New Products

Design model



New Partner for Living



Thin & Slim Design with High COP & Powerful Heating
Simple flat design matches to various interior and energy saving operation is realized by Human Sensor*. Our advanced technology makes your life comfortable.
*LT series only



2012



GOOD DESIGN

LT Series



High COP & Powerful Heating model 9 / 12

LU Series



High COP model 7 / 9 / 12 / 14

26-29 page

Slim Duct type



Auto louver grill (Option)
Auto louver grille provides comfort and efficient heating with louver controlled ductable outlet.

Slim & High Performance Slim Duct



12 / 14

18



Compact Outdoor Unit

- Height 198mm Slim design with drain pump
- Flexible installation
- Selectable with a wide range of static pressure
- Dual concealed type

56-57 page

Small VRF system 4 / 5 / 6 HP



Better Energy Saving, Better Comfort

New Small VRF System for light commercial and home use



For Large Homes

For Small Office

AIRSTAGE J-II

- Wide lineup of indoor units and controllers to support a variety of properties.
- High energy saving
- Powerful heating & Low noise design
- More design flexibility

110-115 page

Large VRF system (Heat Recovery type)



AIRSTAGE VR-II

Feature Release



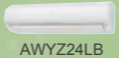







































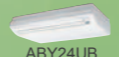
























- High energy saving & More comfort
- Space saving & High efficiency combination












Contents









022	Split
068	Multi Split
094	Optional Parts for Split & Multi Split
098	VRF
152	Optional Parts for VRF
156	Energy Recovery Ventilator
160	Window
162	Air to Water
170	Deodoriser
174	Feature Explanation


All Type Lineup Split & Multi Split



Split												
Capacity (kW)	2.0	2.6	3.5	4.1	5.3	7.1	8.8	10.6	13.2	15.8	17.6	26.4
Model Code	7	9	12	14	18	24	30	36	45	54	60	90
Ceiling Wall ▶ 024 page	INVERTER											
Wall Mounted ▶ 026 page	High COP & Powerful heating	INVERTER										
	High COP	INVERTER										
Wall Mounted ▶ 030 page	Standard	INVERTER										
		Constant										
Floor ▶ 038 page	INVERTER											
Compact Cassette / Cassette ▶ 040 page	INVERTER											
	Constant											
Floor/Ceiling Universal ▶ 048 page	INVERTER											
	Constant											
Ceiling ▶ 052 page	INVERTER											
	Constant											
Slim Duct ▶ 056 page	INVERTER											
Compact Duct / Medium Static Pressure Duct ▶ 058 page	INVERTER											
	Constant											
High Static Pressure Duct ▶ 064 page	INVERTER											
	Constant											


Multi Split												
Up to 2 Units ▶ 072 page	INVERTER											
Up to 3 Units ▶ 072 page	INVERTER											
Up to 4 Units ▶ 072 page	INVERTER											
Up to 8 Units ▶ 074 page	INVERTER											
Simultaneous Multi Twin / Triple ▶ 090 page	INVERTER											
Big Multi ▶ 092 page	Individual	Constant										
	Simultaneous	Constant										

All Type Lineup VRF & Window, Air to Water, Deodoriser

VRF																																
Capacity (kW)	11.2	14.0	15.5	22.4	28.0	33.5	40.0	45.0	50.4	55.9	61.5	67.0	73.5	78.5	85.0	90.0	95.0	100.5	107.0	112.0	118.5	123.5	130.0	135.0								
HP	4	5	6	8	10	12	14	16	18	20	22	24	26	28	30	32	34	36	38	40	42	44	46	48								
S series Heat Recovery ▶ 100 page	 AO90MPCMF																															
J-II series Heat Pump ▶ 110 page INVERTER	<div style="display: flex; justify-content: space-around;"> <div style="text-align: center;"> NEW  AJYA36LALH </div> <div style="text-align: center;"> NEW  AJYA45LALH </div> <div style="text-align: center;"> NEW  AJYA54LALH </div> </div>																															
V-II series Space saving Heat Pump ▶ 116 page INVERTER																																
Set Model					AJYA72LALH	AJYA90LALH	AJY108LALH	AJY126LALH	AJY144LALH	AJY162LALH	AJY180LALH	AJY198LALH					AJY216LALH	AJY234LALH	AJY252LALH	AJY270LALH	AJY288LALH	AJY306LALH	AJY324LALH	AJY342LALH	AJY360LALH	AJY378LALH	AJY396LALH	AJY414LALH	AJY432LALH			
Unit 1					AJYA72LALH	AJYA90LALH	AJY108LALH	AJY126LALH	AJY144LALH	AJYA90LALH	AJY108LALH	AJY108LALH					AJY108LALH	AJY126LALH	AJY144LALH	AJY144LALH	AJY144LALH	AJY108LALH	AJY108LALH	AJY126LALH	AJY144LALH	AJY144LALH	AJY144LALH	AJY144LALH	AJY144LALH	AJY144LALH		
Unit 2									AJYA72LALH	AJYA72LALH	AJYA90LALH																					
Unit 3																																
V-II series Energy efficiency Heat Pump ▶ 116 page INVERTER																																
Set Model									AJY144LALH	AJY198LALH					AJY216LALH	AJY234LALH	AJY252LALH	AJY270LALH	AJY288LALH	AJY306LALH	AJY324LALH					AJY360LALH	AJY378LALH	AJY396LALH				
Unit 1									AJYA72LALH	AJY126LALH					AJYA72LALH	AJYA90LALH	AJY108LALH	AJY126LALH	AJY108LALH	AJY126LALH	AJY126LALH	AJY126LALH					AJY126LALH	AJY126LALH	AJY144LALH			
Unit 2									AJYA72LALH	AJYA72LALH					AJYA72LALH	AJYA72LALH	AJYA72LALH	AJYA72LALH	AJY108LALH	AJY108LALH	AJY126LALH					AJY126LALH	AJY126LALH	AJY126LALH				
Unit 3													AJYA72LALH	AJYA72LALH	AJYA72LALH	AJYA72LALH	AJYA72LALH	AJYA72LALH	AJYA72LALH	AJYA72LALH					AJY108LALH	AJY126LALH	AJY126LALH					

Window	
Capacity (kW)	4.6
Model Code	16
▶ 160 page Constant	 AFY16UA

Air to Water								
Capacity (kW)	5	6	8	10	11	13	14	16
Model Code	50	65	80	95	128	155		
High Power model Single phase ▶ 164 page INVERTER								
Indoor Unit								WSYG140DB6
Outdoor Unit								WOYG112LBT
Three phase ▶ 164 page INVERTER								
Indoor Unit								WSYK160DA9
Outdoor Unit								WOYK112LAT
Comfort model ▶ 164 page INVERTER								
Indoor Unit	WSYA050DA	WSYA065DA	WSYA080DA	WSYA095DA	WSYA128DA	WSYA155DA		
Outdoor Unit	AOYA18LALL	AOYA18LALL	AOYA24LALL	AOYA30LBTL	AOYA45LBTL	AOY54LJBYL		
Compact model ▶ 165 page INVERTER								
								WPYA080LA
								WPYA100LA

Deodoriser	
Capacity (m³/h)	3.0
Model Code	30
▶ 172 page INVERTER	 DASY30S



Energy saving design to provide a comfortable indoor environment while being environment-friendly.

An air conditioner that is people-friendly is also environment-friendly. Fujitsu General offers a broad lineup of products from large living rooms to bedrooms and children's rooms. We make your room more comfortable with a wide range of air conditioner types from ceiling wall type with automatic filters and cleaning functions to wall mounted type that improve the air cleaning function. Of course these models feature highly efficient operation that conserves electricity.

Split

11 types 77 models

- 024** Ceiling Wall
- 026** Wall Mounted
- 038** Floor
- 040** Compact Cassette
- 044** Cassette
- 048** Floor/Ceiling Universal
- 052** Ceiling
- 056** Slim Duct
- 058** Compact Duct
- 060** Medium Static Pressure Duct
- 064** High Static Pressure Duct



The Intelligent Choice in Comfort
Split type Air Conditioners

Ceiling Wall

9th year of record achievements.
Automatic filter cleaning air conditioner

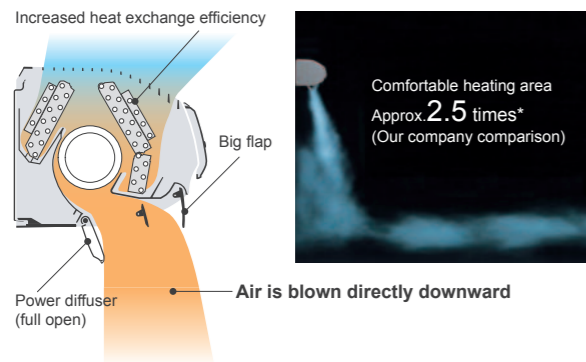


CLASS ALL
A DC
AWYZ14LB

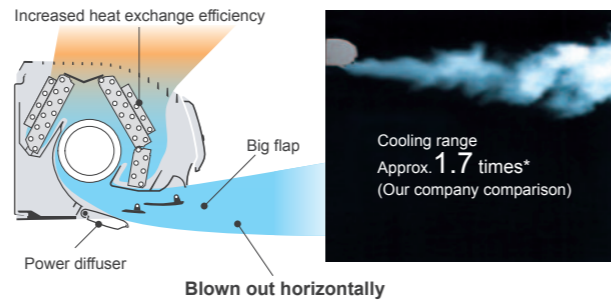
CLASS ALL
A DC
AWYZ18LB

CLASS ALL
A DC
AWYZ24LB

"Vertical airflow" provides powerful floor level heating



"Horizontal airflow" does not blow cool air directly at the occupants in the room



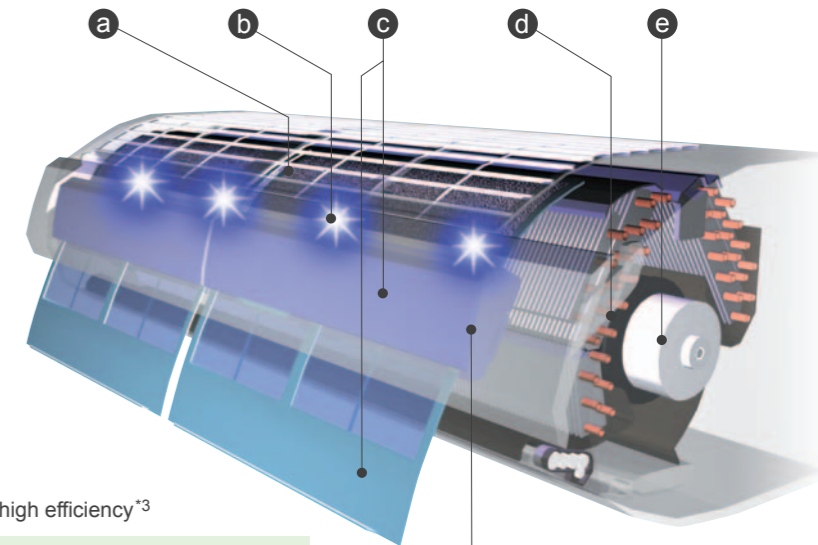
*Compared to our conventional model ASY13PSCCW

Automatic filter cleaner **WORLD FIRST**^{*1}

- Entire filter is cleaned automatically in approx. 2 minutes.
- Since the filter is cleaned automatically, energy saving capability is displayed without regard to the load on the air conditioner.
- Energy saving CLASS A cleared with a margin to spare.
- 2 exhaustive bacteria eliminating and deodorizing countermeasures keep the air in the room clean.

Clean & energy saving technology

- a** Dirt and dust are bacteria-eliminated by photocatalytic filter^{*2}
- b** Drives away bacteria and refreshes the air by UV (ultraviolet rays) illumination
- c** Energy saving by automatic filter cleaning function^{*1}
This function allows an energy saving of more than 25% a year and maintains a smooth airflow by preventing the filters from being clogged with dust.
- d** Computer-designed fan provides a larger airflow than conventional models
New air trunk, which provides a smooth airflow, and axial gap fan motor increase the max. airflow by 10% over that of conventional models.
- e** Axial gap fan motor enables nonconventional high power and high efficiency^{*3}



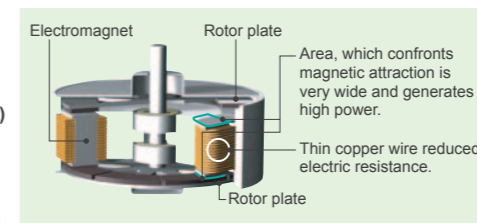
CAE (Computer aided engineering) analysis

Axial gap method

Rotor plates are installed above and below electromagnets.

Features (Compared to conventional models)

Compact size with 1.5 more power output
Self-driven method increases rotating efficiency by 10%. Our electromagnetic field simulation technology enables low vibration and low noise.



Antibacterial dust box

Removes dirt and dust by double brushes. Dust collection is approx. twice that in the past. (our company comparison) Maintenance: Only throwing into a trash bin once every 2 years

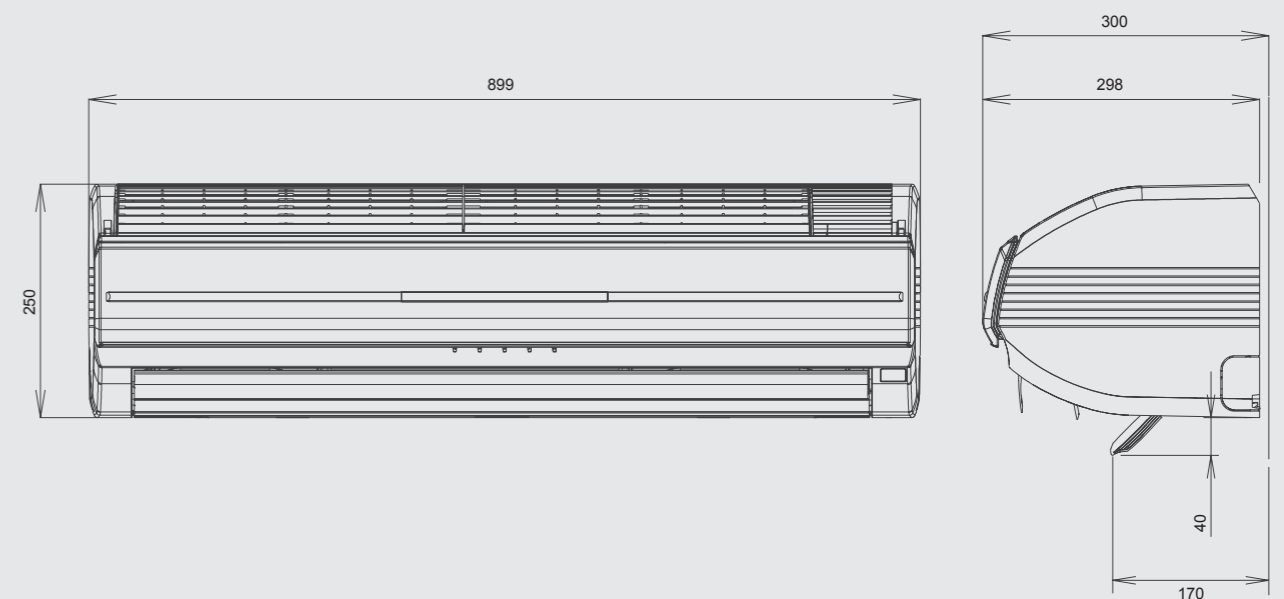
*1. Announced September 9, 2002. In room air conditioner for the home (Our company's investigation) *2. Displays double the effect of a conventional optical medium and retains its property for a long time to suck in and remove approx. 99.99% of cigarette odors and bacteria, etc. *3. Announced December 13, 2004. As fan motor for air conditioner (Our company's investigation)

Specifications

Model No.	Indoor unit		AWYZ14LB	AWYZ18LB	AWYZ24LB
	Outdoor unit		AOYZ14LB	AOYZ18LB	AOYZ24LB
Power Source	V/∅/Hz		230/1/50	230/1/50	230/1/50
Capacity	Cooling	kW	4.20(0.9~5.3)	5.20(0.9~5.9)	7.10(0.9~8.0)
	Heating	kW	6.00(0.9~9.1)	6.70(0.9~9.7)	8.50(0.9~11.0)
Input Power	Cooling/Heating	kW	1.02/1.35	1.58/1.63	2.21/2.24
EER - Energy Class	Cooling	W/W	4.12-A	3.29-A	3.21-A
COP - Energy Class	Heating		4.44-A	4.11-A	3.62-A
Running Current	Cooling/Heating	A	4.5/5.9	6.9/7.2	9.7/10.3
Moisture Removal		l/h	2.1	2.8	3.0
Noise (Indoor)	Cooling	H/M/L/Q/SQ	46/43/35/29/24	46/43/35/29/24	47/43/40/36/32
Noise (Outdoor)	Cooling		46	47	53
Airflow Rate (High)	Indoor / Outdoor	m ³ /h	850/1910	850/1910	880/3600
		mm	250x899x298	250x899x298	250x899x298
Net Dimension H x W x D	Indoor	kg(lbs)	13.5(30)	13.5(30)	14(31)
	Outdoor	mm	578x790x300	578x790x300	830x900x330
		kg(lbs)	39(86)	39(86)	62(137)
Piping Connections (Small / Large)		mm	6.35/12.70	6.35/12.70	6.35/15.88
Drain Pipe Diameter (I.D./O.D.)			13.8/15.8 to 16.7	13.8/15.8 to 16.7	13.8/15.8 to 16.7
Max Pipe Length (Pre-Charge)		m	20(15)	20(15)	30(15)
Max Height Difference			15	15	20
Operation Range	Cooling	°CDB	-10~43	-10~43	-10~43
	Heating		-15~24	-15~24	-15~24
Refrigerant			R410A	R410A	R410A

Dimensions Models: AWYZ14LB / AWYZ18LB / AWYZ24LB

(Unit : mm)



Wall Mounted

Thin & Slim Design with High COP & Powerful Heating



Wireless R.C.



For ASYG09LT



For ASYG12LT

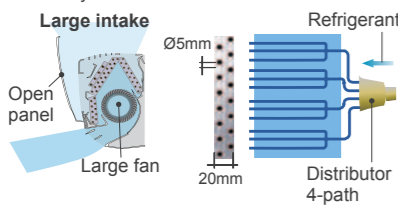
CLASS ALL
A DC
ASYG09LT

CLASS ALL
A DC
ASYG12LT



Thin & Slim design

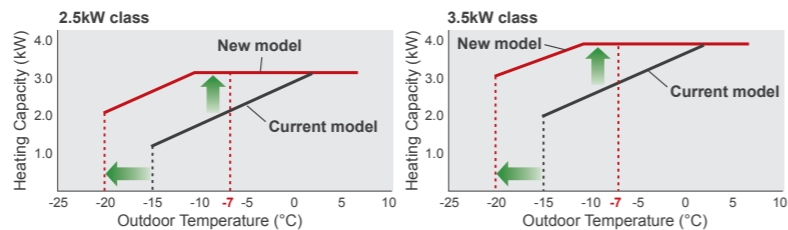
Thin and slim design is realized by high density multi-path heat exchanger and high efficiency wind blower.



Slimness 185 mm

Powerful heating

Rated heating capacity is maintained up to an outdoor temperature lower than -7 °C. This new model can operate even at -20 °C low outdoor temperature.



Powerful operation mode

20 minutes continuous operation by maximum airflow and maximum compressor speed is possible. Rapid cooling and heating makes the room comfortable quickly.

Energy saving control

Human sensor catches movements of people in a room, and operates with lower capacity when people leave the room. When people come back to the room, it automatically returns to previous operating mode.

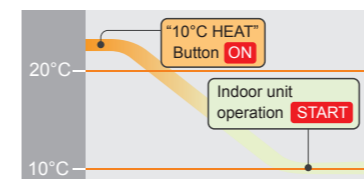
Energy saving operation by detecting someone's movement



10°C HEAT Operation

*Only available with Wireless RC.

The room temperature can be set to go no lower than 10°C, thus ensuring that the room does not get too cold when not occupied



Caution

•When the room temperature is higher than 10°C, "10°C HEAT" operation does not start. Operation starts and maintains the room temperature at 10°C when the temperature drops below 10°C.

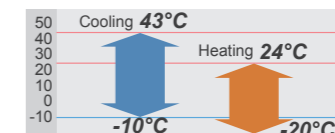
•When "10°C HEAT" operation stops, the room set temperature quickly returns to the preset temperature.

3 Mode timer (Weekly/Program/Sleep)

Weekly timer can be easily set by wireless remote controller. ON, OFF can be set up to 4 times in 1 day and up to 28 times in 1 week. For other modes, program timer and sleep timer can be also selected by one push.

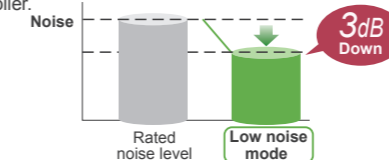


Low ambient operation



Low noise mode for outdoor unit

Low noise mode of outdoor unit can be selected by wireless remote controller.



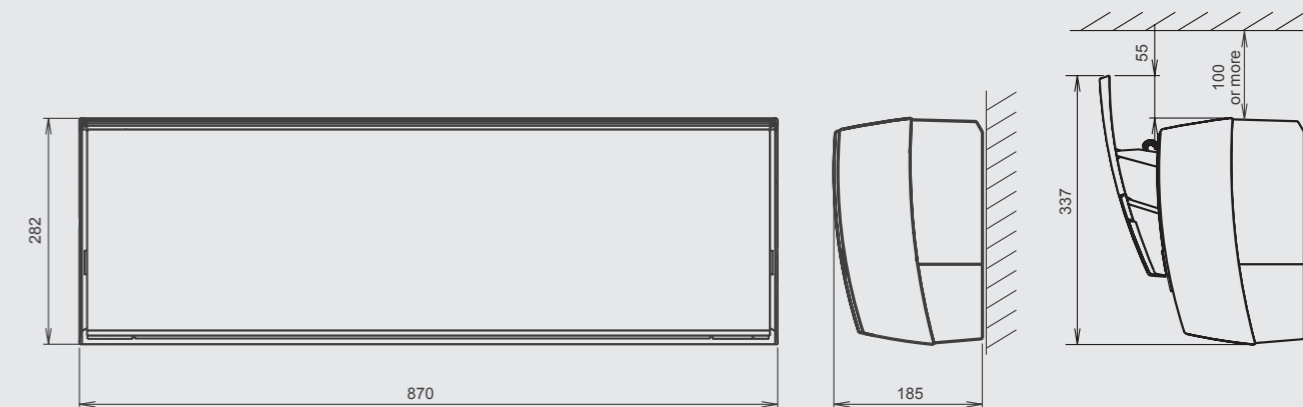
Optional parts

- Wired Remote Controller: UTY-RNNYM
- Simple Remote Controller: UTY-RSNYM
- Communication Kit: UTY-TWBXF
- External Connect Kit: UTY-XWZXZ5

Specifications

Model No.	Indoor unit		ASYG09LT	ASYG12LT
	Outdoor unit		AOYG09LT	AOYG12LT
Power Source	V/∅/Hz		230/1/50	230/1/50
Capacity	Cooling	kW	2.5(0.9-3.5)	3.5(1.1-4.0)
	Heating	kW	3.2(0.9-5.4)	4.0(0.9-6.5)
Input Power	Cooling/Heating	kW	0.505/0.660	0.850/0.910
EER - Energy Class	Cooling	W/W	4.95-A	4.12-A
COP - Energy Class	Heating		4.85-A	4.40-A
Running Current	Cooling/Heating	A	2.6/3.3	4.0/4.3
Moisture Removal		l/h	1.3	1.8
Noise (Indoor)	Cooling	H/M/L/Q	42/36/32/21	43/37/32/21
Noise (Outdoor)	Cooling		50	48
Airflow Rate (High)	Indoor / Outdoor	m³/h	800/1,700	850/2,050
		mm	282×870×185	282×870×185
Net Dimension H x W x D	Indoor	kg(lbs)	9.5(21)	9.5(21)
	Outdoor	mm	540×790×290	620×790×290
		kg(lbs)	33(73)	40(88)
Piping Connections (Small / Large)		mm	6.35/9.52	6.35/9.52
Drain Pipe Diameter (I.D./O.D.)		mm	13.8/15.8 to 16.7	13.8/15.8 to 16.7
Max Pipe Length (Pre-Charge)		m	20(15)	20(15)
Max Height Difference			15	15
Operation Range	Cooling	°CDB	-10~43	-10~43
	Heating		-20~24	-20~24
Refrigerant			R410A	R410A

Dimensions Models: ASYG09LT / ASYG12LT



Wireless R.C. For ASYG07/09LU For ASYG12/14LU

CLASS ALL A DC ASYG07LU CLASS ALL A DC ASYG09LU CLASS ALL A DC ASYG12LU CLASS ALL A DC ASYG14LU

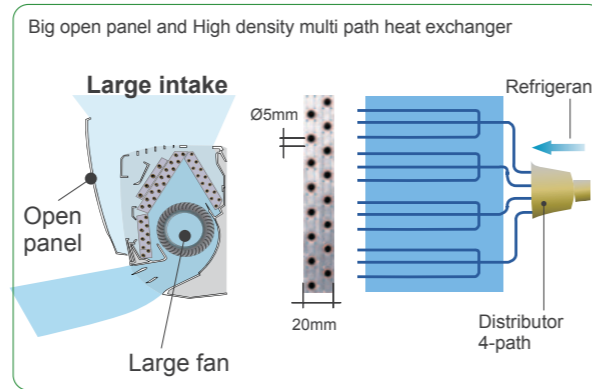
GOOD DESIGN

Thin & Slim design

Thin and slim design is realized by Ø5mm heat exchanger and high efficiency wind blower.

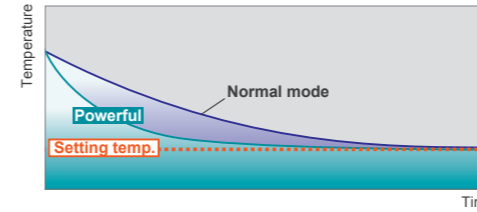


H282 X W870 X D185



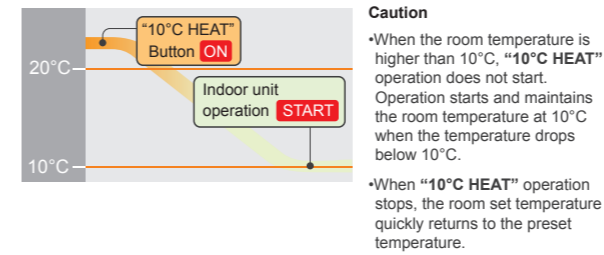
Powerful operation

20 minutes continuous operation by maximum airflow and maximum compressor speed is possible. Rapid cooling and heating makes the room comfortable quickly.



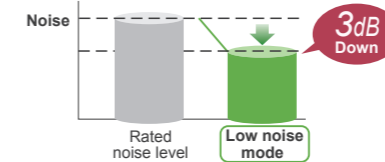
10°C HEAT Operation *Only available with Wireless RC.

The room temperature can be set to go no lower than 10°C, thus ensuring that the room does not get too cold when not occupied



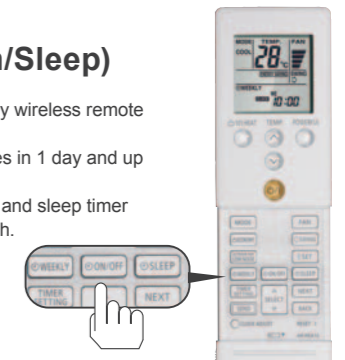
Low noise mode for outdoor unit

Low noise mode of outdoor unit can be selected by wireless remote controller.



3 Mode timer (Weekly/Program/Sleep)

Weekly timer can be easily set by wireless remote controller. ON, OFF can be set up to 4 times in 1 day and up to 28 times in 1 week. For other modes, program timer and sleep timer can be also selected by one push.

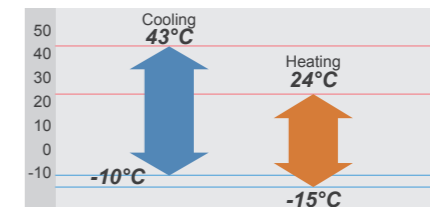


Filter sign display

Indicates the filter cleaning period by lamp.



Low ambient operation



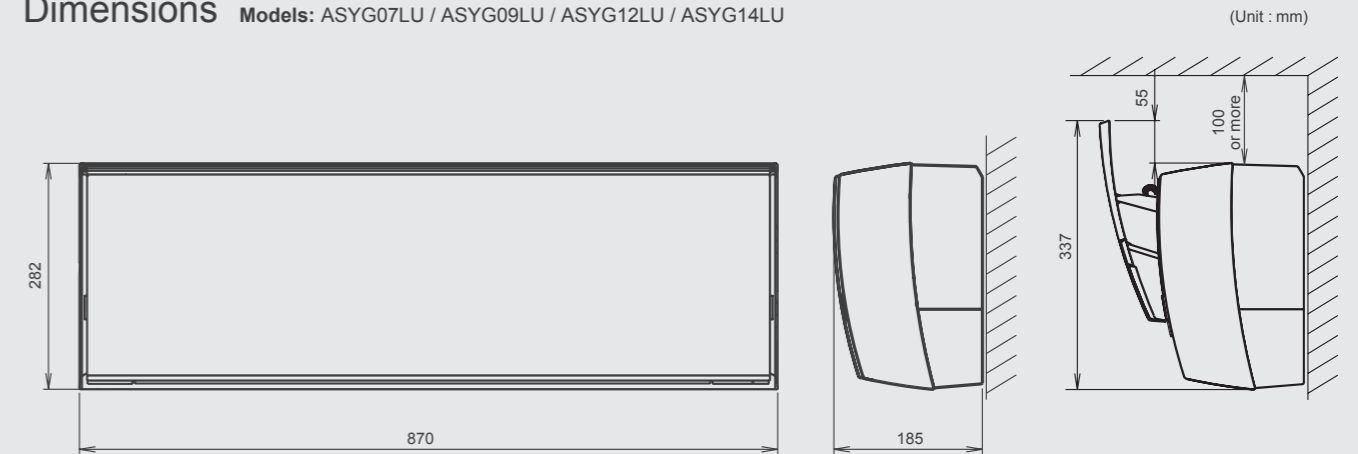
Optional parts

- Wired Remote Controller: UTY-RNNYM
- Simple Remote Controller: UTY-RSNYM
- Communication Kit: UTY-TWBXF
- External Connect Kit: UTY-XWZXZ5

Specifications

Model No.	Indoor unit		ASYG07LU	ASYG09LU	ASYG12LU	ASYG14LU
	Outdoor unit		AOYG07LU	AOYG09LU	AOYG12LU	AOYG14LU
Power Source	V/Ø/Hz		230/1/50	230/1/50	230/1/50	230/1/50
Capacity	Cooling	kW	2.0(0.5~3.0)	2.5(0.5~3.2)	3.5(0.9~4.0)	4.2(0.9~5.0)
	Heating	kW	3.0(0.5~4.0)	3.2(0.5~4.2)	4.0(0.9~5.6)	5.4(0.9~6.0)
Input Power	Cooling/Heating	kW	0.460/0.660	0.555/0.680	0.905/0.930	1.235/1.380
EER - Energy Class	Cooling	W/W	4.35-A	4.50-A	3.87-A	3.40-A
COP - Energy Class	Heating		4.55-A	4.71-A	4.30-A	3.91-A
Running Current	Cooling/Heating	A	2.6/3.4	3.1/3.4	4.6/4.7	5.8/6.3
Moisture Removal		l/h	1.0	1.3	1.8	2.1
Noise (Indoor)	Cooling	H/M/L/Q	38/35/31/21	42/36/32/21	43/37/32/21	45/40/33/25
	Cooling		46	48	50	50
Airflow Rate (High)	Indoor / Outdoor	m³/h	680/1,720	800/1,720	850/1,940	900/1,940
		mm	282x870x185	282x870x185	282x870x185	282x870x185
Net Dimension H x W x D	Indoor	kg(lbs)	9.5(21)	9.5(21)	9.5(21)	9.5(21)
	Outdoor	kg(lbs)	23(51)	25(55)	33(73)	34(75)
Piping Connections (Small / Large)		mm	6.35/9.52	6.35/9.52	6.35/9.52	6.35/12.7
Drain Pipe Diameter (I.D./O.D.)		mm	13.8/15.8 to 16.7	13.8/15.8 to 16.7	13.8/15.8 to 16.7	13.8/15.8 to 16.7
Max Pipe Length (Pre-Charge)		m	20(15)	20(15)	20(15)	20(15)
Max Height Difference			15	15	15	15
Operation Range	Cooling	°CDB	-10~43	-10~43	-10~43	-10~43
	Heating		-15~24	-15~24	-15~24	-15~24
Refrigerant			R410A	R410A	R410A	R410A

Dimensions Models: ASYG07LU / ASYG09LU / ASYG12LU / ASYG14LU



Simple design with energy saving.



ASYG07/09/12LE



ASYG14LE



Wireless R.C.



For ASYG14LE



For ASYG07/09/12LE

CLASS ALL
A DC
ASYG07LE

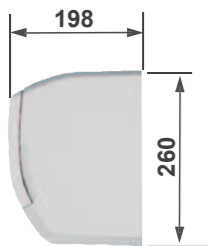
CLASS ALL
A DC
ASYG09LE

CLASS ALL
A DC
ASYG12LE

CLASS ALL
A DC
ASYG14LE

Compact design

Indoor unit



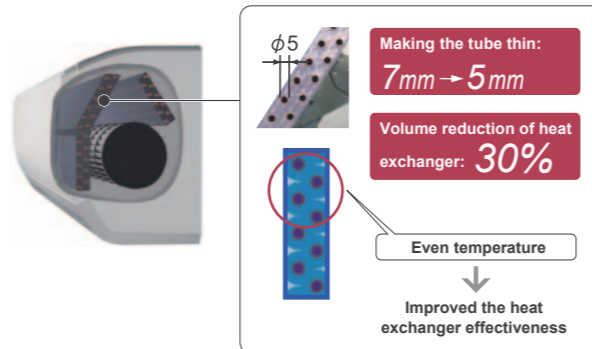
For ASYG07/09/12LE

Outdoor unit



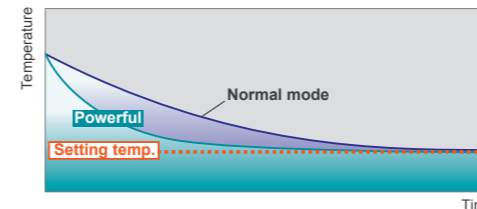
For AOYG07/09/12LE

High density heat exchanger arrangement



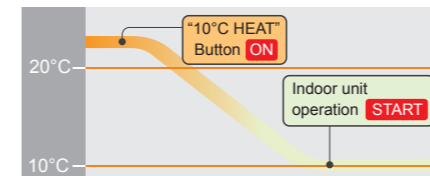
Powerful operation

20 minutes continuous operation by maximum airflow and maximum compressor speed is possible. Rapid cooling and heating makes the room comfortable quickly.



10°C HEAT Operation *Only available with Wireless RC.

The room temperature can be set to go no lower than 10°C, thus ensuring that the room does not get too cold when not occupied

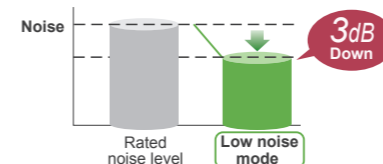


Caution

- When the room temperature is higher than 10°C, "10°C HEAT" operation does not start. Operation starts and maintains the room temperature at 10°C when the temperature drops below 10°C.
- When "10°C HEAT" operation stops, the room set temperature quickly returns to the preset temperature.

Low noise mode for outdoor unit

Low noise mode of outdoor unit can be selected by wireless remote controller.



Easy maintenance

Removable & washable panel



Filter sign display

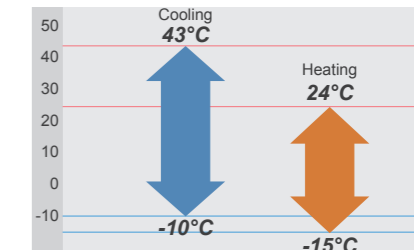
Indicates the filter cleaning period by lamp.

Quiet operation

Cooling mode (07/09/12 TYPE)

Fan speed **Quiet** Noise level **21dB(A)**

Low ambient operation



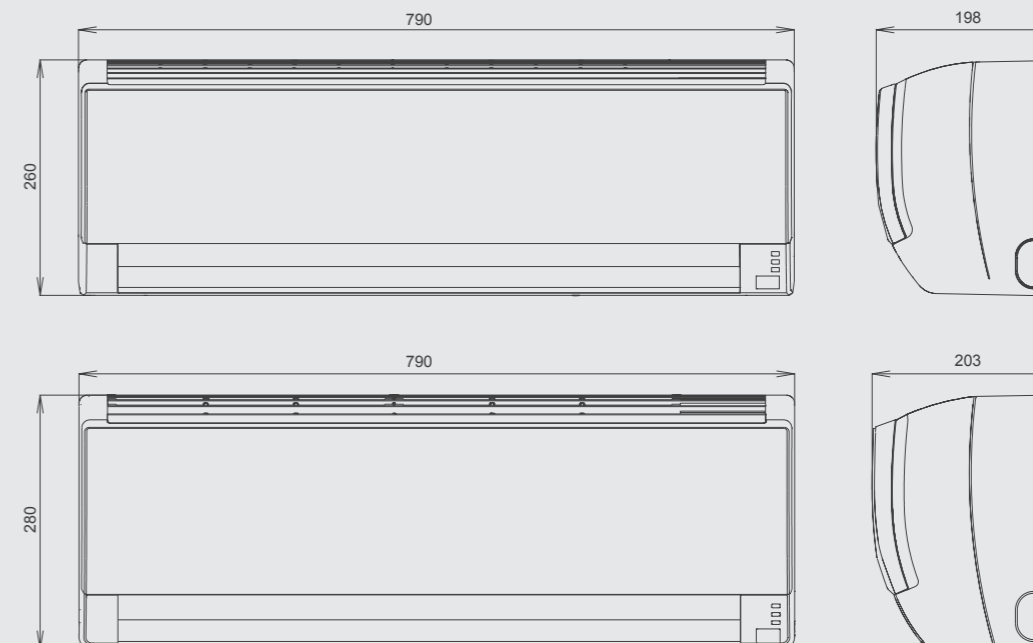
Optional parts

- Wired Remote Controller: UTY-RNNYM
- Simple Remote Controller: UTY-RSNYM
- Communication Kit: UTY-XCBXE (07/09/12 Type)
UTY-XCBXZ1 (14 Type)
- External Connect Kit: UTY-XWZX

Specifications

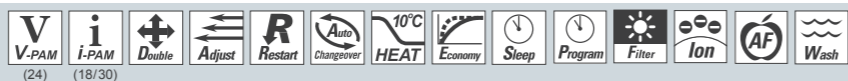
Model No.	Indoor unit		ASYG07LE	ASYG09LE	ASYG12LE	ASYG14LE
	Outdoor unit		AOYG07LE	AOYG09LE	AOYG12LE	AOYG14LE
Power Source	V/∅/Hz		230/1/50	230/1/50	230/1/50	230/1/50
Capacity	Cooling	kW	0.5-3.0	0.5-3.2	0.9-3.9	0.9-5.0
	Heating	kW	0.5-4.0	0.5-4.2	0.9-5.3	0.9-6.4
Input Power	Cooling/Heating	kW	0.47/0.685	0.64/0.75	0.92/0.99	1.105/1.305
EER - Energy Class	Cooling	W/W	4.47-A	3.91-A	3.70-A	3.62-A
COP - Energy Class	Heating		4.38-A	4.27-A	4.04-A	3.83-A
Running Current	Cooling/Heating	A	2.7/3.5	3.5/3.8	4.4/4.7	5.3/6.0
Moisture Removal	l/h		1.0	1.3	1.8	2.1
Noise (Indoor)	Cooling H/M/L/Q	dB(A)	43/38/31/21	43/38/31/21	43/38/31/21	44/40/33/25
Noise (Outdoor)	Cooling		45	45	50	49
Airflow Rate (High)	Indoor / Outdoor	m ³ /h	690/1720	690/1720	690/1830	770/1,800
Net Dimension H x W x D	Indoor	mm	260X790X198	260X790X198	260X790X198	280X790X203
		kg(lbs)	7.5(17)	7.5(17)	7.5(17)	8.0(18)
	Outdoor	mm	540X660X290	540X660X290	540X660X290	540X790X290
		kg(lbs)	23(51)	23(51)	29(64)	34(75)
Piping Connections (Small / Large)		mm	6.35/9.52	6.35/9.52	6.35/9.52	6.35/12.7
Drain Pipe Diameter (I.D./O.D.)		mm	13.8/15.8 to 16.7	13.8/15.8 to 16.7	13.8/15.8 to 16.7	13.8/15.8 to 16.7
Max Pipe Length (Pre-Charge)		m	20(15)	20(15)	20(15)	20(15)
Max Height Difference		m	15	15	15	15
Operation Range	Cooling	°CDB	-10~43	-10~43	-10~43	-10~43
	Heating		-15~24	-15~24	-15~24	-15~24
Refrigerant			R410A	R410A	R410A	R410A

Dimensions Models: ASYG07LE / ASYG09LE / ASYG12LE / ASYG14LE



(Unit : mm)

Simple & Elegant Appearance Design

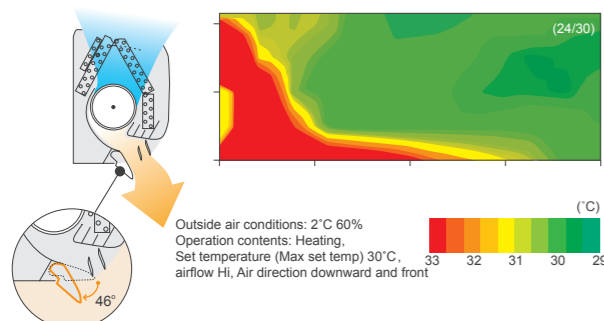


CLASS ALL
A DC
ASYG18LF

CLASS ALL
A DC
ASYG24LF

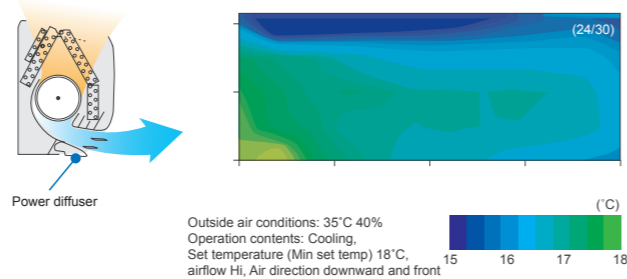
CLASS ALL
A DC
ASYG30LF

“Vertical airflow” provides powerful floor level heating



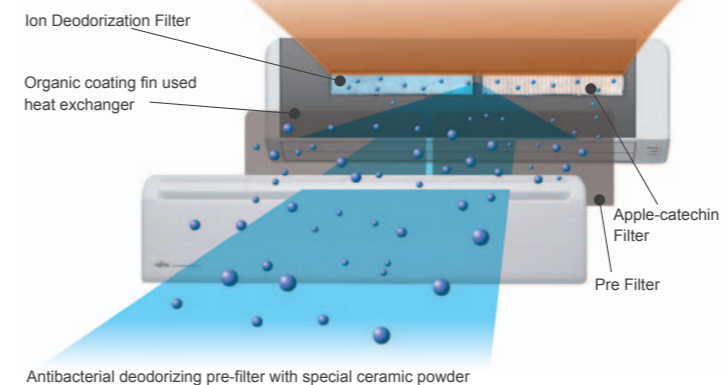
Power diffuser (full open)

“Horizontal airflow” does not blow cool air directly at the occupants in the room



Power diffuser

Air conditioner filter features



Antibacterial deodorizing pre-filter with special ceramic powder

Long-life* Ion Deodorization Filter

The filter deodorizes by powerfully decomposing absorbed odors using the oxidizing and reducing effects of ions generated by the ultra-fine-particle ceramic.

(*The filter can be used for approx. 3 years if it is washed under water to restore its surface action when it is dirty.)

✦ Using different filters at both sides

Apple-catechin Filter

Fine dust, invisible mold spores, and harmful microorganisms are absorbed onto the filter by static electricity, and further growth is inhibited and deactivated by the polyphenol extracted from apples.

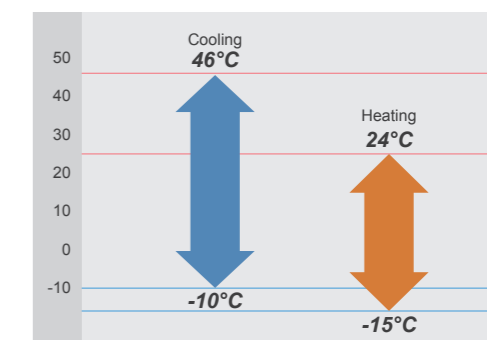
Flexible Installation

	18 type	24 type	30 type
Max. Piping Length	25m	30m	50m
Max. Height	20m	20m	30m

Easy maintenance

Simplification of drain pan cleaning improves maintenance-ability.

Low ambient operation



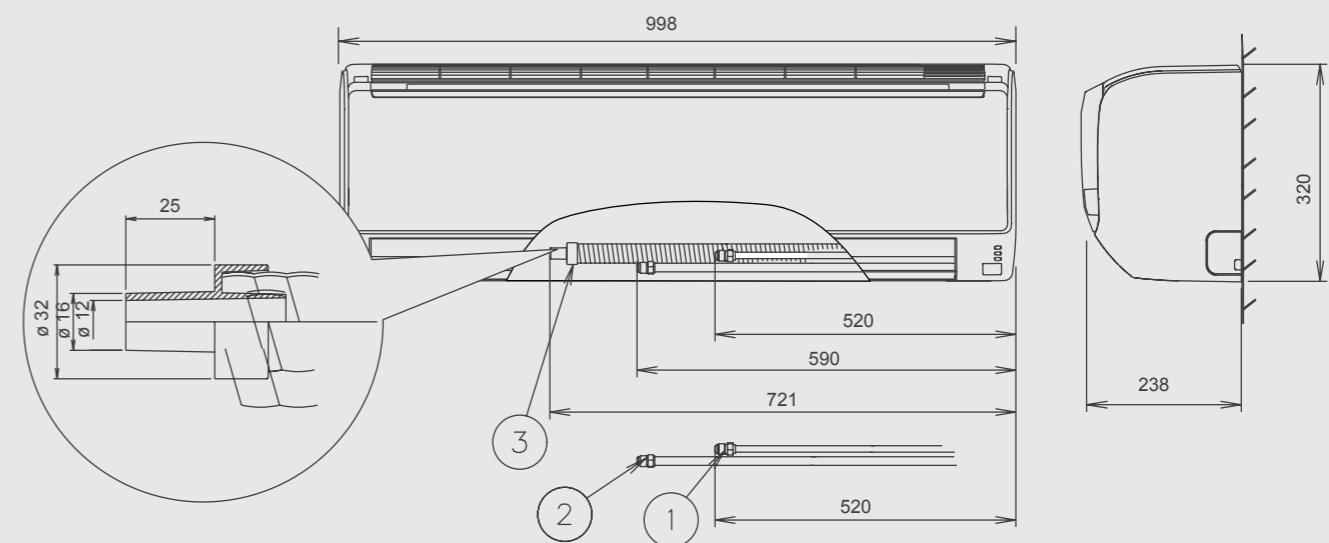
Optional parts

- Wired Remote Controller: UTY-RNNYM
- Simple Remote Controller: UTY-RSNYM
- External Connect Kit: UTY-XWZX

Specifications

Model No.	Indoor unit		ASYG18LF	ASYG24LF	ASYG30LF
	Outdoor unit		AOYG18LF	AOYG24LF	AOYG30LF
Power Source	V/Ø/Hz		230/1/50	230/1/50	230/1/50
Capacity	Cooling	kW	5.20(0.9~6.0)	7.10(0.9~8.0)	8.00(2.9~9.0)
	Heating	kW	6.30(0.9~9.1)	8.00(0.9~10.6)	8.80(2.2~11.0)
Input Power	Cooling/Heating	kW	1.52/1.71	2.20/2.21	2.49/2.44
EER - Energy Class	Cooling	W/W	3.42-A	3.23-A	3.21-A
COP - Energy Class	Heating		3.68-A	3.61-A	3.61-A
Running Current	Cooling/Heating	A	6.8/7.6	9.7/9.8	10.9/10.7
Moisture Removal		l/h	2.8	2.7	3.2
Noise (Indoor)	Cooling	H/M/L/Q	43/37/33/26	47/42/37/32	48/42/37/33
Noise (Outdoor)			51	52	53
Airflow Rate (High)	Indoor/Outdoor	m³/h	900/2070	1100/2340	1100/3600
		mm	320X998X238	320X998X238	320X998X238
Net Dimension H x W x D	Indoor	kg(lbs)	14(30.8)	14(30.8)	14(30.8)
	Outdoor	mm	620X790X298	578X790X315	830X900X330
		kg(lbs)	40(88)	43(95)	61(135)
Piping Connections (Small / Large)		mm	6.35/12.8	6.35/15.88	9.52/15.88
Drain Pipe Diameter (I.D./O.D.)		mm	12/16	12/16	12/16
Max Pipe Length (Pre-Charge)		m	25(15)	30(15)	50(20)
Height Difference			20	20	30
Operation Range	Cooling	°CDB	-10~46	-10~46	-10~46
	Heating		-15~24	-15~24	-15~24
Refrigerant			R410A	R410A	R410A

Dimensions Models: ASYG18LF / ASYG24LF / ASYG30LF



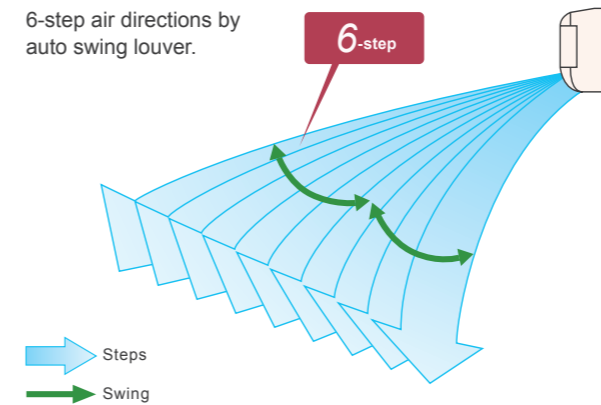
- ① Refrigerant pipe flare connection (Liquid)
- ② Refrigerant pipe flare connection (Gas)
- ③ Drain hose connection (Drain hose)

Wall Mounted



Auto swing louver

6-step air directions by auto swing louver.




Symmetrical design

Symmetrical, clean design that suits all interiors.




Easy maintenance


Easy maintenance has been realized as the front panel can be removed for easy access.



Compact design



Handy type remote controller



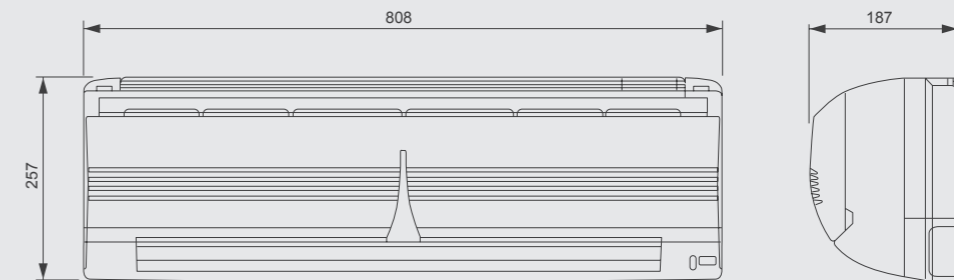
*This function is only for ASY9UC/12UC

Specifications

Model No.	Indoor unit		ASY7UB	ASY9UC	ASY12UC
	Outdoor unit		AOY7UB	AOY9UC	AOY12UC
Power Source	V/∅/Hz		230/1/50	230/1/50	230/1/50
Capacity	Cooling	kW	2.20	2.60	3.25
	Heating	kW	2.30	2.95	3.95
Input Power	Cooling/Heating	kW	0.83/0.75	1.07/0.90	1.35/1.28
EER - Energy Class	Cooling	W/W	2.65-D	2.43-E	2.41-E
COP - Energy Class	Heating		3.07-D	3.28-C	3.09-D
Running Current	Cooling/Heating	A	3.9/3.6	4.8/4.1	5.9/5.6
Moisture Removal		l/h	1.0	1.3	1.8
Noise (Indoor)	Cooling	H/M/L/Q	38/35/33/29	40/38/35/30	40/38/36/33
Noise (Outdoor)	Cooling		43	46	48
Airflow Rate (High)	Indoor / Outdoor	m³/h	380/1350	540/1350	540/1700
		mm	257x808x187	257x808x187	257x808x187
Net Dimension H x W x D	Indoor	kg(lbs)	8(18)	8(18)	8(18)
		mm	535x650x250	535x650x250	535x695x250
	Outdoor	kg(lbs)	26(57)	28(62)	31(68)
Piping Connections (Small / Large)		mm	6.35/9.52	6.35/9.52	6.35/9.52
Drain Pipe Diameter (I.D./O.D.)		mm	12.0/16.2 to 17.0	12.0/16.2 to 17.0	12.0/16.2 to 17.0
Max Pipe Length (Pre-Charge)		m	10(7.5)	15(7.5)	15(7.5)
Max Height Difference			5	8	8
Operation Range	Cooling	°C	21~43	21~43	21~43
	Heating	°C	-15~-24	-15~-24	-15~-24
Refrigerant			R410A	R410A	R410A

Dimensions Models: ASY7UB / ASY9UC / ASY12UC

(Unit : mm)



Wall Mounted



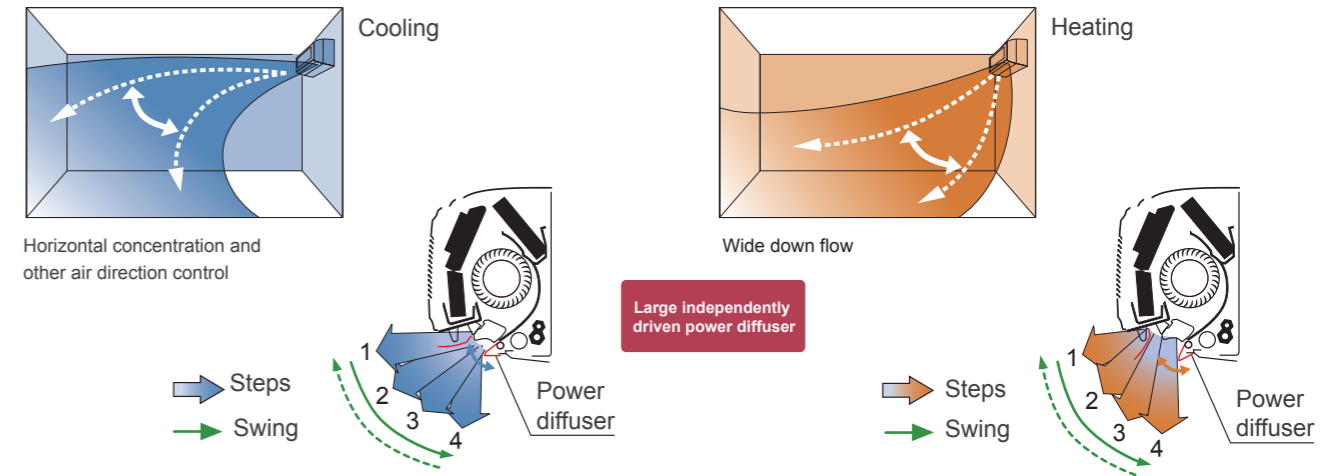
Powerful output in spite of small size

Though the indoor unit is compact, it features a large, high pressure cross fan (107mm diameter) in a center mounted configuration and a lambda type heat exchanger to provide plenty of power. The extra long diffuser provides a wide outflow opening for air. This ensures a large air outflow volume over a wide area to cool or heat all areas of the room.



Multi airflow

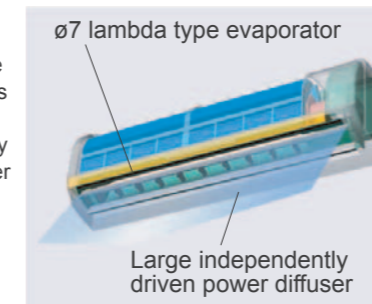
Large independently driven power diffuser used



Low noise

- High efficiency fan construction ⇒ ø7mm Lambda type evaporator improves the airflow path
- Large independently driven power diffuser

Low noise
34_{dB}
(ASY18)




Easy installation

Expanded work space at bottom of casing increases piping space by 15%.

Others

- Double auto swing
- 2-way draining route

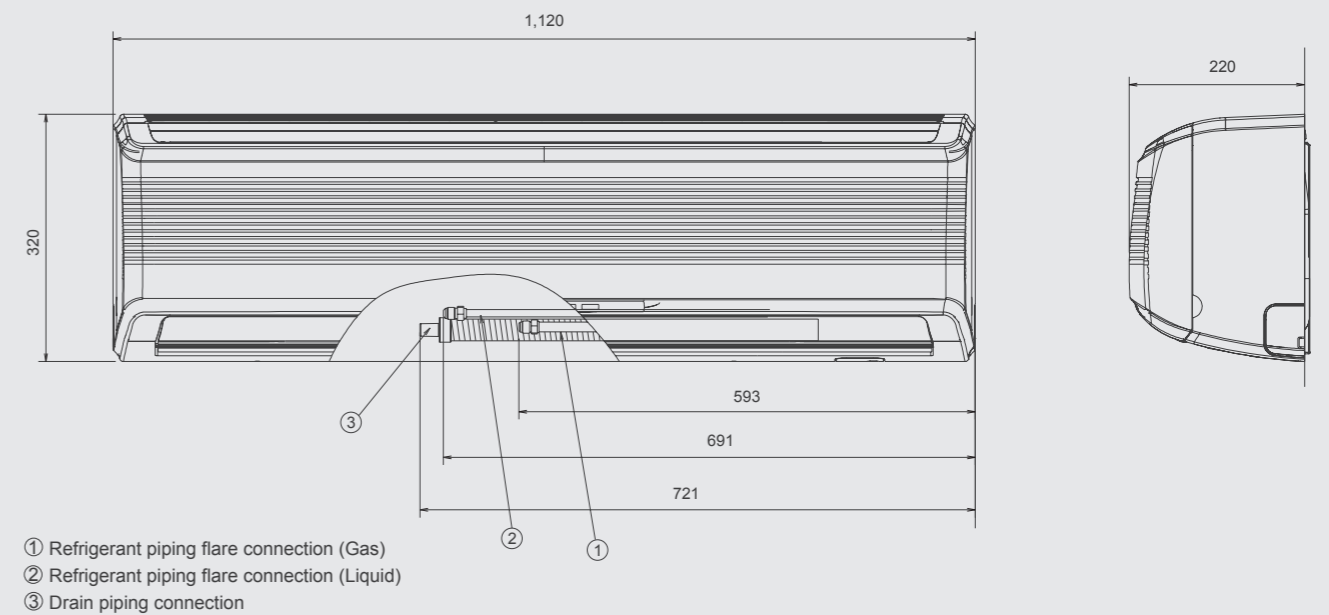


Specifications

Model No.	Indoor unit		ASY18UB	ASY24UB	ASY30UB
	Outdoor unit		AOY18UB	AOY24UB	AOY30UB
Power Source	V/Ø/Hz		230/1/50	230/1/50	230/1/50
Capacity	Cooling	kW	5.40	6.80	7.90
	Heating	kW	5.70	7.40	8.40
Input Power	Cooling/Heating	kW	1.85/1.85	2.40/2.40	2.75/2.75
EER - Energy Class	Cooling	W/W	2.92-C	2.83-C	2.87-C
COP - Energy Class	Heating		3.08-D	3.08-D	3.05-D
Running Current	Cooling/Heating	A	8.3/8.3	10.6/10.5	13.0/13.0
Moisture Removal		l/h	2.0	2.5	3.0
Noise (Indoor)	Cooling	H/M/L	41/37.5/34	45/42/38	47.5/44/40.5
Noise (Outdoor)	Cooling		52	53	54
Airflow Rate (High)	Indoor/Outdoor	m³/h	800/3200	970/3200	1040/3320
Net Dimension H x W x D	Indoor	mm	320x1120x220	320x1120x220	320x1120x220
		kg(lbs)	16(35)	16(35)	16(35)
	Outdoor	mm	650x830x320	650x830x320	900x900x350
		kg(lbs)	52(114)	59(130)	74(163)
Piping Connections (Small / Large)		mm	6.35/15.88	9.52/15.88	9.52/15.88
Drain Pipe Diameter (I.D./O.D.)		mm	12.0/16.2 to 17.0	12.0/16.2 to 17.0	12.0/16.2 to 17.0
Max Pipe Length (Pre-Charge)		m	20(7.5)	20(7.5)	25(7.5)
Height Difference			8	8	15
	Operation Range	°CDB	0~43	0~43	0~43
Refrigerant	Cooling		-6~24	-6~24	-6~24
	Heating				
			R410A	R410A	R410A

Dimensions Models: ASY18UB / ASY24UB / ASY30UB

(Unit : mm)



- ① Refrigerant piping flare connection (Gas)
- ② Refrigerant piping flare connection (Liquid)
- ③ Drain piping connection

Simple & Thin design harmonizes with the interior



For AGYF09/12LA

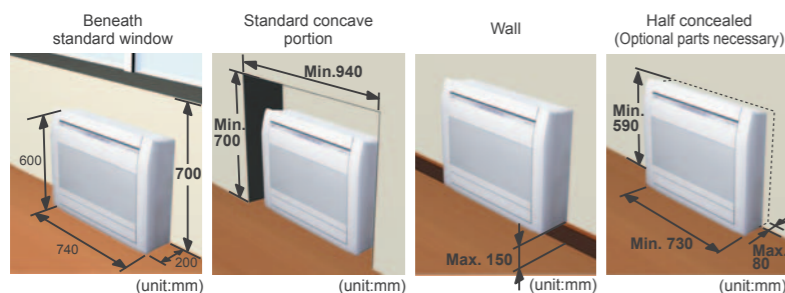
For AGYF14LA

CLASS ALL
A DC
AGYF09LA

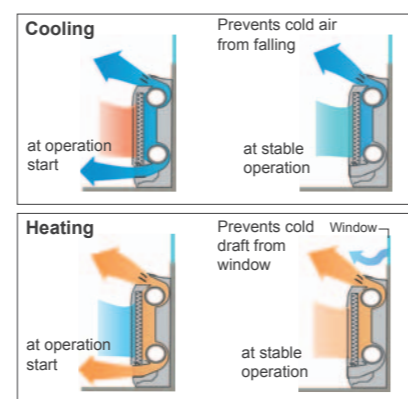
CLASS ALL
A DC
AGYF12LA

CLASS ALL
A DC
AGYF14LA

Flexible & easy installation



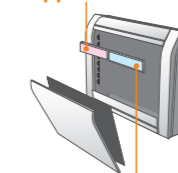
2-Fan & Wide airflow



Filter features

Long-life* Ion Deodorization Filter
The filter deodorizes by powerfully decomposing absorbed odors using the oxidizing and reducing effects of ions generated by the ultra-fine-particle ceramic.
(*The filter can be used for approx. 3 years if it is washed under water to restore its surface action when it is dirty.)

Apple-catechin Filter



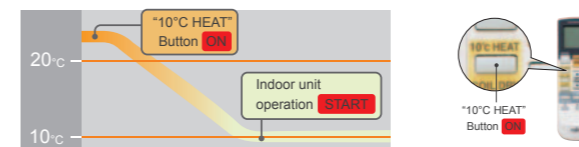
Apple-catechin Filter
Fine dust, invisible mold spores, and harmful microorganisms are absorbed onto the filter by static electricity, and further growth is inhibited and deactivated by the polyphenol extracted from apples.

Using different filters at both sides

10°C HEAT Operation


The room temperature can be set to go no lower than 10°C, thus ensuring that the room does not get too cold when not occupied

Caution
•When the room temperature is higher than 10°C, "10°C HEAT" operation does not start. Operation starts and maintains the room temperature at 10°C when the temperature drops below 10°C.
•When "10°C HEAT" operation stops, the room set temperature quickly returns to the preset temperature.

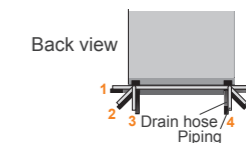


Easy maintenance

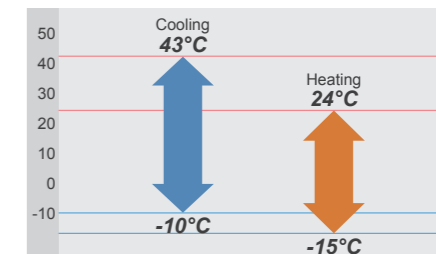
Washable panel removable



Flexible piping connection 6 direction of drain & piping



Low ambient operation



Quiet operation

Industry leading noise levels



Optional parts

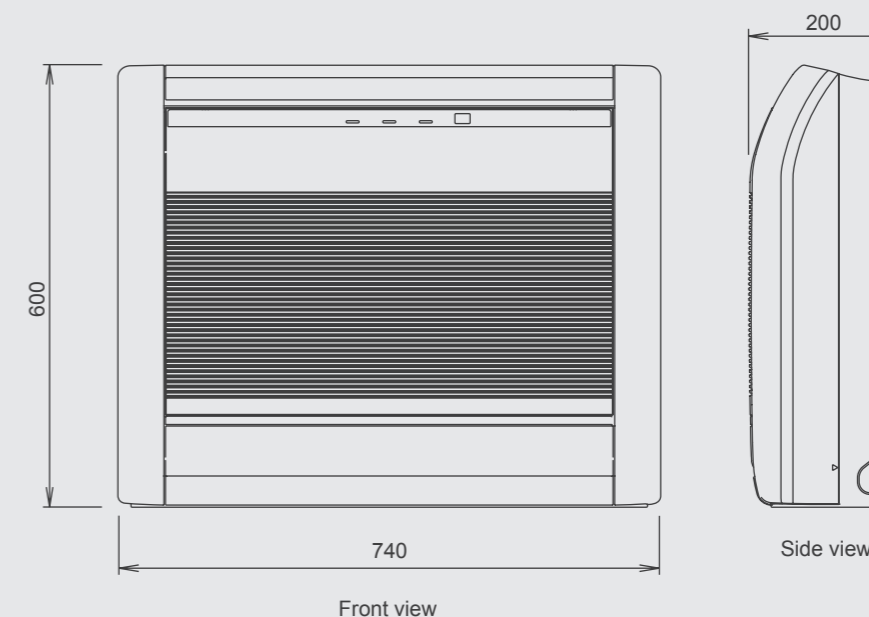
Wired Remote Controller: UTY-RNNYM
Half Concealed Kit: UTR-STA
External Connect Kit: UTY-XWZX

Specifications

Model No.	Indoor unit		AGYF09LA	AGYF12LA	AGYF14LA
	Outdoor unit		AOYV09LA	AOYV12LA	AOYV14LA
Power Source	V/Ø/Hz		230/1/50	230/1/50	230/1/50
Capacity	Cooling	kW	2.60(0.9~3.5)	3.50(0.9~4.0)	4.20(0.9~5.0)
	Heating	kW	3.50(0.9~5.5)	4.50(0.9~6.6)	5.20(0.9~8.0)
Input Power	Cooling/Heating	kW	0.53/0.79	0.94/1.19	1.14/1.44
EER - Energy Class	Cooling	W/W	4.91-A	3.72-A	3.68-A
COP - Energy Class	Heating		4.43-A	3.78-A	3.61-A
Running Current	Cooling/Heating	A	2.6/3.8	4.4/5.5	5.2/6.4
Moisture Removal		l/h	1.3	1.8	2.1
Noise (Indoor)	Cooling	H/M/L/Q	40/35/29/22	40/35/29/22	44/38/31/22
Noise (Outdoor)	Cooling		47	48	50
Airflow Rate (High)	Indoor/Outdoor	m³/h	570/1680	570/1680	650/1910
Net Dimension H x W x D	Indoor	mm	600x740x200	600x740x200	600x740x200
		kg(lbs)	14(31)	14(31)	14(31)
	Outdoor	mm	540x790x290	540x790x290	578x790x300
		kg(lbs)	36(79)	36(79)	40(88)
Piping Connections (Small / Large)		mm	6.35/9.52	6.35/9.52	6.35/12.7
Drain Pipe Diameter (I.D./O.D.)		mm	13.8/15.8 to 16.7	13.8/15.8 to 16.7	13.8/15.8 to 16.7
Max Pipe Length (Pre-Charge)		m	20(15)	20(15)	20(15)
Height Difference		m	15	15	15
Operation Range	Cooling	°CDB	-10~43	-10~43	-10~43
	Heating		-15~24	-15~24	-15~24
Refrigerant			R410A	R410A	R410A

Dimensions Models: AGYF09LA / AGYF12LA / AGYF14LA

(Unit : mm)



Compact Cassette

Powerful wide air flow & Quiet operation

Grille is an option

Wireless R.C.

CLASS ALL DC A DC AUYG12LVLB NEW

CLASS ALL DC A DC AUYG14LVLB NEW

CLASS ALL DC A DC AUYG18LVLB NEW

CLASS ALL DC A DC AUYF24LB

2-stage turbo fan

High efficiency design by 2 stage structure

Wind velocity

Fast

Slow

Previous turbo fan
In the case of a conventional fan, the air outlet range was narrow as the airflow moved to the motor side which meant the velocity of air passing through the heat exchanger was uneven.

2-stage turbo fan
A evenly spread air distribution across the heat exchanger is possible due to the new 2 stage turbo fan which produces two separate airflow streams.

Heat exchange efficiency: 20%UP

Quiet quality

Optimization of wing form (laminar wing type) and wing number (7 blades each)

Designed by CFD-analysis (fluid) simulations

Laminar wing
Airflow runs through smoothly along the laminar wing

No airflow separation

Quiet

Adoption of laminar wing

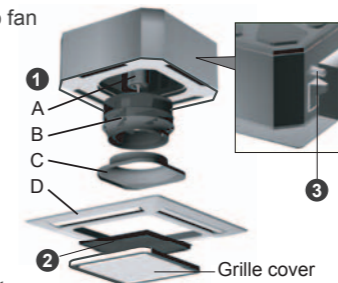
Spin direction ← Airflow direction →

Easy maintenance

1 Maintenance of fan motor and fan

Maintenance of the fan motor and fan can be done easily after taking off the panel as the bell mouth of the fan can be removed easily.

A : Fan motor B : 2-stage turbo fan
C : Bell-mouth D : Panel



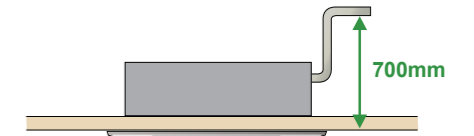
2 Long life filter

: standard equipment

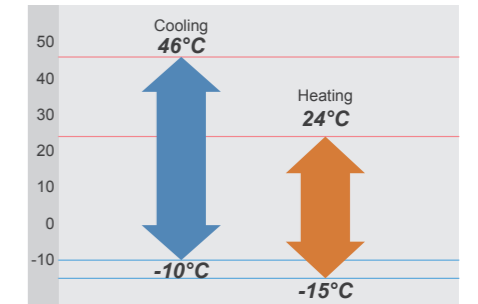
3 Adaptation of transparent drainage parts

During installation, maintenance and operation, the drain pump and kit can be checked easily.

High lift drain pump



Low ambient operation



Compact design

Worlds first 24,000Btu model in the compact cassette category (Easy installation by taking off ceiling panel of 600 x 600 size)

Previous model
830

New model
590

570

24 type

Optional parts

Air Outlet Shutter Plate:	UTR-YDZB
Wired Remote Controller:	UTY-RNNYM
Insulation Kit For High Humidity:	UTZ-KXGC
External Connect Kit:	UTY-XWZX
External Control Set:	UTD-ECS5A
Fresh Air Intake Kit:	UTZ-VXAA
Simple Remote Controller:	UTY-RSNYM

Specifications

Model No.	Indoor unit		AUYG12LVLB	AUYG14LVLB	AUYG18LVLB	AUYF24LB
	Outdoor unit		AOYG12LA	AOYG14LA	AOYG18LA	AOYA24LA
Power Source	V/Ø/Hz		230/1/50	230/1/50	230/1/50	230/1/50
Capacity	Cooling	kW	3.50	4.30	5.20	7.10
	Heating	kW	4.10	5.00	6.00	8.00
Input Power	Cooling/Heating	kW	1.05/1.11	1.33/1.34	1.62/1.66	2.21/2.21
EER - Energy Class	Cooling	W/W	3.33-A	3.21-A	3.21-A	3.21-A
COP - Energy Class	Heating		3.69-A	3.71-A	3.61-A	3.61-A
Running Current	Cooling/Heating	A	4.8/5.1	6.1/6.1	7.2/7.4	9.7/9.7
Moisture Removal		l/h	1.2	1.5	2.2	2.7
Noise (Indoor)	Cooling	H/M/L/Q	37/34/30/27	38/34/30/27	38/34/30/26	49/44/36/30
Noise (Outdoor)	Cooling		47	49	50	52
Airflow Rate (High)	Indoor/Outdoor	m³/h	600/1780	680/1910	680/2000	930/2470
Net Dimension H x W x D	Indoor / Grille	mm	245×570×570/ 49×700×700	245×570×570/ 49×700×700	245×570×570/ 49×700×700	245×570×570/ 49×700×700
	Outdoor	kg(lbs)	15(33)/2.6(6)	15(33)/2.6(6)	15(33)/2.6(6)	17(37)/2.6(6)
Piping Connections (Small / Large)		mm	6.35/9.52	6.35/12.70	6.35/12.70	6.35/15.88
Drain Pipe Diameter (I.D./O.D.)		mm	25/32	25/32	25/32	19.4/26.8
Max Pipe Length (Pre-Charge)		m	25(15)	25(15)	25(15)	30(15)
Height Difference			15	15	15	20
Operation Range	Cooling	°CDB	-10~46	-10~46	-10~46	-10~46
	Heating		-15~24	-15~24	-15~24	-15~24
Refrigerant			R410A	R410A	R410A	R410A
Decoration Panel			UTG-UFYD-W	UTG-UFYD-W	UTG-UFYD-W	UTG-UFYB-W

Dimensions

Models: AUYG12LVLB / AUYG14LVLB / AUYG18LVLB / AUYF24LB

(Unit : mm)

Top view: 530(Bolt pitch), 700, 540(Bolt pitch), 570(Indoor unit), 580-660(Ceiling openings)

Bottom view: 700, 75, 135, 250

Side view: 30, 49, 245, 146, 102, 40, 99, 108, 30

Side view (Ceiling): 114, 102, 215, 30, 58, 123, 262

Control box, Liquid pipe, Gas pipe

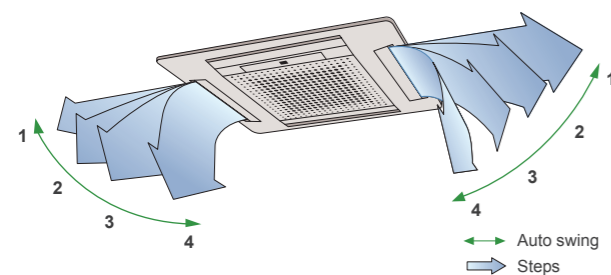
Compact Cassette



Comfortable air flow

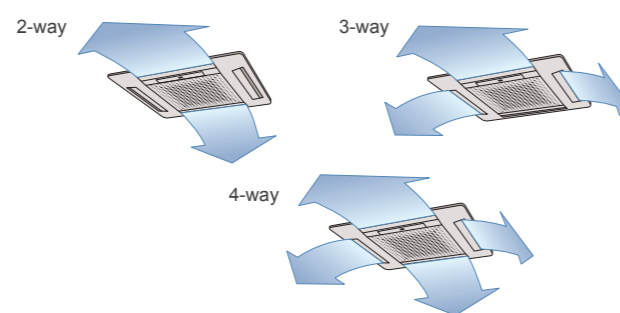
4 step swing

Auto air flow direction and auto swing



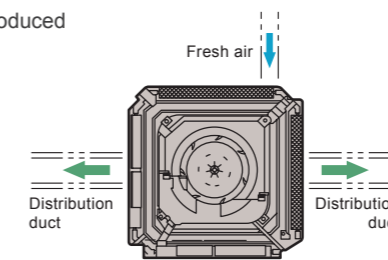
2-4 way air flow system

Select 2-way, 3-way or 4-way air flow to suit your needs.

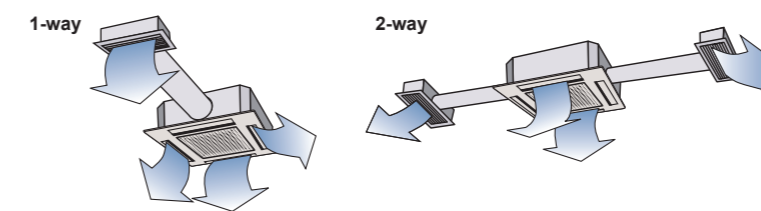


Duct connection hole opening

Fresh air can be introduced through this opening

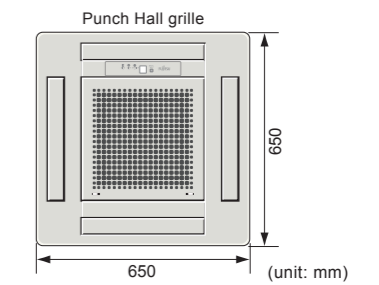


Conditioned air can be distributed by means of a distribution duct

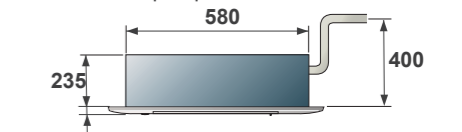


Compact size

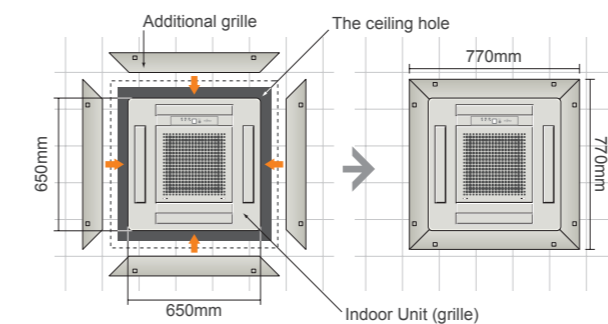
Compact grille fits European ceiling panel (650 x 650 mm)



Condensate pump lift to 400mm



Additional grille (optional parts)



Optional parts

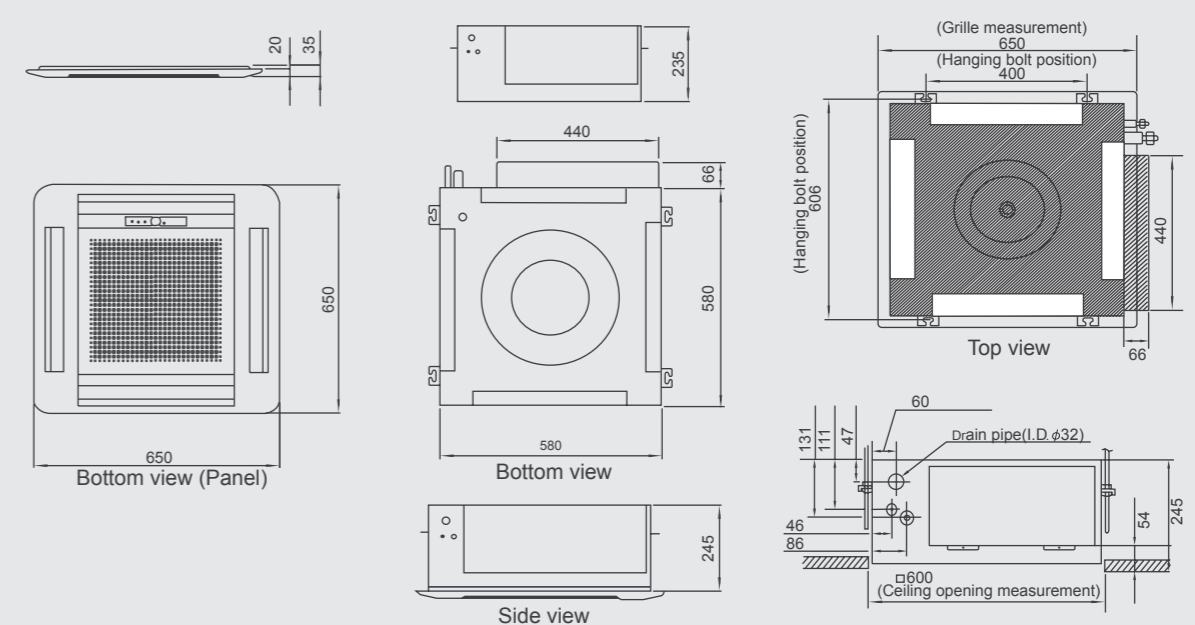
Additional Grille: UTG-AGDA-W

Specifications

Model No.	Indoor unit		AU18UB
	Outdoor unit		AOY18UB
Power Source	V/Ø/Hz		230/1/50
Capacity	Cooling	kW	
	Heating	kW	
Input Power	Cooling/Heating	kW	
EER - Energy Class	Cooling	W/W	
COP - Energy Class	Heating	E	
Running Current	Cooling/Heating	A	
Moisture Removal			l/h
Noise (Indoor)	Cooling	H/M/L	
Noise (Outdoor)	Cooling	dB(A)	
Airflow Rate (High)	Indoor/Outdoor	m³/h	
Net Dimension H x W x D	Indoor / Grille	mm	
		kg(lbs)	
	Outdoor	mm	
		kg(lbs)	
Piping Connections (Small / Large)			mm
Max Pipe Length (Pre-Charge)			m
Height Difference			m
Operation Range	Cooling	°CDB	
	Heating	°CDB	
Refrigerant			R410A
Decoration Panel			UTG-UDYD-W

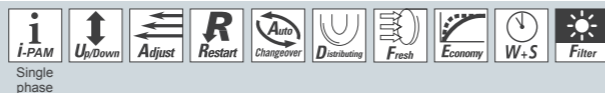
Dimensions Models: AU18UB

(Unit : mm)



Cassette

Powerful wide air flow & Quiet operation



Grille is an option



CLASS ALL
A DC
AUYA30LB

CLASS ALL
A DC
AUYA36LB

CLASS ALL
A DC
AUYA45LC

CLASS ALL
A DC
AUYA54LC

3phase AUYG36LR NEW

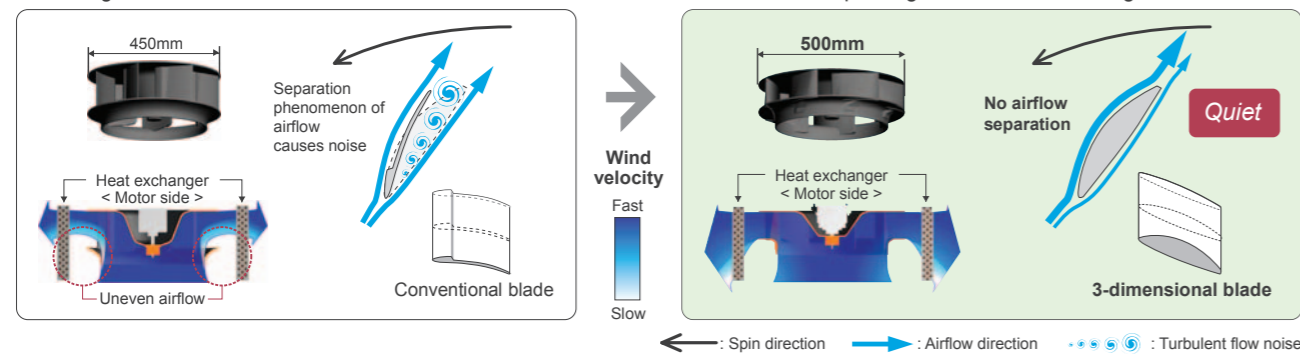
3phase AUYG45LR NEW

3phase AUYG54LR NEW

High efficiency turbo fan with 3-dimensional blade

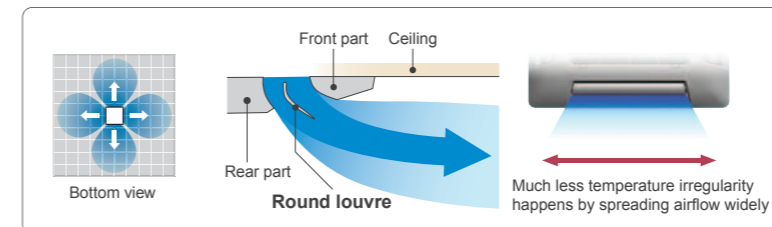
Previous turbo fan: Air passing through the heat exchanger was uneven and the air would only flow close to the ceiling.

New turbo fan: High efficiency airflow distribution has been achieved by the introduction of a 3 dimensional blade which increases the air passing over the heat exchanger.



Improvement of the airflow distribution

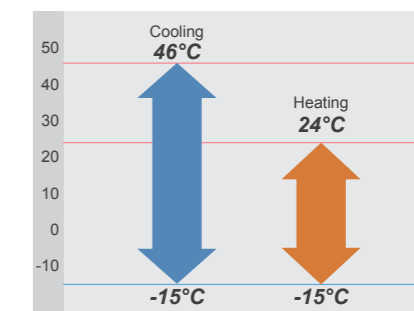
New louvre: The louvre design distributes air leaving a space between the chassis and the ceiling allowing far and wide air flow distribution.



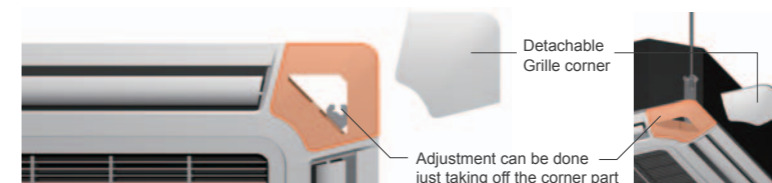
High lift drain pump



Low ambient operation

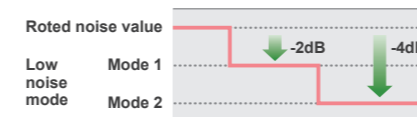


Adjustment of hanger position is possible after installation



Low noise mode of outdoor unit (45/54 types)

2 stage low noise mode can be selected. (Option)



Optional parts

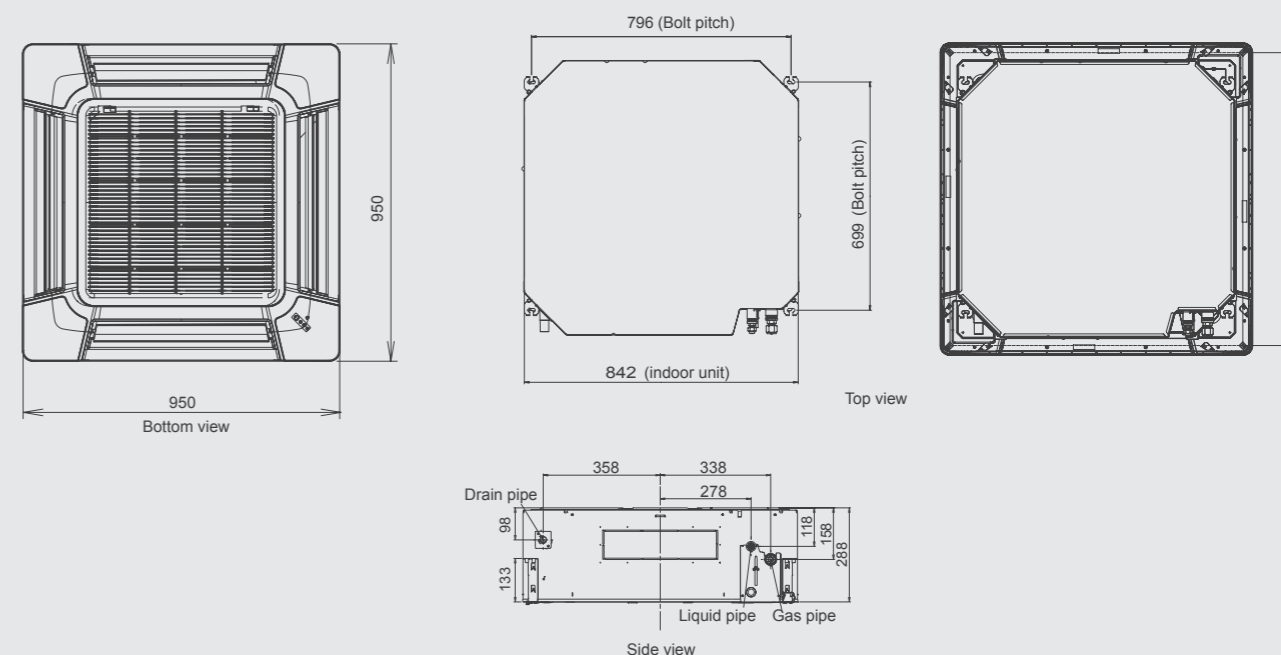
- Wired Remote Controller: UTY-RNNYM
- IR Receiver Kit: UTY-LRHYA1
- Wide Panel: UTG-AGYA-W
- Panel Spacer: UTG-BGYA-W
- Air Outlet Shutter Plate: UTR-YDZC
- Insulation Kit For High Humidity: UTZ-KXGA
- External Connect Kit: UTY-XWZX, UTY-XWZX2, UTY-XWZX3
- External Control Set: UTD-ECS5A
- Fresh Air Intake Kit: UTZ-VXGA

Specifications


Model No.	Indoor unit		AUYA30LB	AUYA36LB	AUYA45LC	AUYA54LC	AUYG36LR	AUYG45LR	AUYG54LR
	Outdoor unit		AOYA30LF	AOYA36LF	AOYA45LC	AOYA54LC	AOYG36LA	AOYG45LA	AOYG54LA
Power Source	V/Ø/Hz		230/1/50	230/1/50	230/1/50	230/1/50	400/3/50	400/3/50	400/3/50
Capacity	Cooling	kW	8.50	10.00	12.50	13.3	10.00	12.50	14.00
	Heating	kW	10.00	11.20	14.00	16.0	11.20	14.00	16.00
Input Power	Cooling/Heating	kW	2.65/2.77	3.12/3.02	3.90/3.77	4.42/4.69	2.44/2.56	3.54/3.58	4.36/4.43
EER - Energy Class	Cooling	W/W	3.21-A	3.21-A	3.21-A	3.01-B	4.10-A	3.53-A	3.21-A
COP - Energy Class	Heating		3.61-A	3.71-A	3.71-A	3.41-B	4.38-A	3.91-A	3.61-A
Running Current	Cooling/Heating	A	11.6/12.2	13.7/13.3	17.0/16.5	19.3/20.5	3.7/3.9	5.3/5.3	6.5/6.6
Moisture Removal		l/h	2.5	3.5	4.5	5.0	3.0	4.5	5.0
Noise (Indoor)	Cooling	H/M/L/Q	40/38/36/32	43/38/36/32	46/42/40/36	47/43/41/37	44/39/36/33	46/42/40/36	47/43/41/37
	Cooling		53	54	55	55	51	54	55
Noise (Outdoor)									
Airflow Rate (High)	Indoor / Outdoor	m³/h	1600/3600	1800/3800	1900/6750	2000/6750	1800/6200	1900/6900	2000/6900
Net Dimension H x W x D	Indoor / Grille	mm	288x840x840	288x840x840	288x840x840	288x840x840	288x840x840	288x840x840	288x840x840
		kg(lbs)	26(57)/5.5(12)	26(57)/5.5(12)	27(60)/5.5(12)	27(60)/5.5(12)	27(60)/5.5(12)	27(60)/5.5(12)	27(60)/5.5(12)
	Outdoor	mm	830x900x330	830x900x330	1290x900x330	1290x900x330	1290x900x330	1290x900x330	1290x900x330
		kg(lbs)	61(135)	61(135)	88(194)	88(194)	105(229)	105(229)	105(229)
Piping Connections (Small / Large)		mm	9.52/15.88	9.52/15.88	9.52/15.88	9.52/15.88	9.52/15.88	9.52/15.88	9.52/15.88
Drain Pipe Diameter (I.D./O.D.)		mm	25.0/32.0	25.0/32.0	25.0/32.0	25.0/32.0	25.0/32.0	25.0/32.0	25.0/32.0
Max Pipe Length (Pre-Charge)		m	50(20)	50(20)	50(20)	50(20)	75(30)	75(30)	75(30)
Height Difference		m	30	30	30	30	30	30	30
Operation Range	Cooling	°CDB	-15~46	-15~46	-15~46	-15~46	-15~46	-15~46	-15~46
	Heating		-15~24	-15~24	-15~24	-15~24	-15~24	-15~24	-15~24
Refrigerant			R410A	R410A	R410A	R410A	R410A	R410A	R410A
Decoration Panel			UTG-UGYA-W	UTG-UGYA-W	UTG-UGYA-W	UTG-UGYA-W	UTG-UGYA-W	UTG-UGYA-W	UTG-UGYA-W

Dimensions Models: AUYA30LB / AUYA36LB / AUYA45LC / AUYA54LC / AUYG36LR / AUYG45LR / AUYG54LR

(Unit : mm)



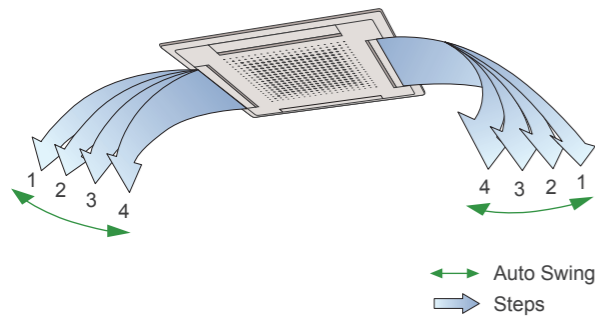
Cassette



Comfortable airflow

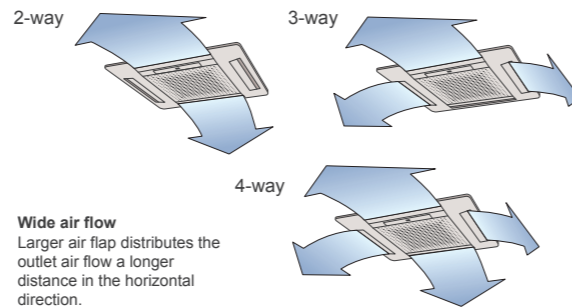
4 step swing

Auto air flow direction and auto swing



2-4 way air flow system

Select 2-way, 3-way or 4-way air flow to suit your needs.

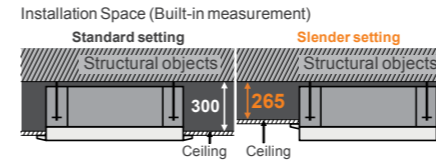


Specifications

Model No.	Indoor unit		AUY25UU	AUY30UU	AUY36UU	AUY45UU	AUY54UU
	Outdoor unit		AOY25UU	AOY30UU	AOY36UU	AOY45UU	AOY54UU
Power Source	V/Ø/Hz		230/1/50	230/1/50	400/3/50	400/3/50	400/3/50
Capacity	Cooling	kW	7.00	8.40	10.50	12.70	14.50
	Heating	kW	7.80	9.50	11.80	14.30	16.50
Input Power	Cooling/Heating	kW	2.65/2.35	2.95/2.78	3.48/3.65	4.38/4.39	5.16/5.30
EER - Energy Class	Cooling	W/W	2.64-D	2.85-C	3.02-B	2.90	2.81
COP - Energy Class	Heating		3.32-C	3.42-B	3.23-C	3.26	3.11
Running Current	Cooling/Heating	A	11.8/10.5	13.6/13.1	5.9/6.2	7.7/7.7	9.5/9.5
Moisture Removal		l/h	2.5	3.0	4.0	5.0	6.0
Noise (Indoor)	Cooling	H/M/L	44/42/39	46/44/39	48/44/41	49/47/43	52/48/45
Noise (Outdoor)	Cooling		53	53	54	54	54
Airflow Rate (High)	Indoor/Outdoor	m³/h	1100/3200	1250/3300	1500/6100	1550/6100	1700/6300
Net Dimension H x W x D	Indoor	mm	246x830x830	246x830x830	296x830x830	296x830x830	296x830x830
	Outdoor	mm	650x830x320	830x900x330	1165x900x330	1165x900x330	1290x900x330
Piping Connections (Small / Large)		mm	9.52/15.88	9.52/15.88	9.52/15.88	9.52/19.05	9.52/19.05
Max Pipe Length (Pre-Charge)		m	25(7.5)	30(7.5)	50(20)	50(20)	50(20)
Height Difference			15	15	30	30	30
Operation Range	Cooling	°CDB	0~43	0~43	0~43	0~43	0~43
	Heating		-7~24	-7~24	-10~24	-10~24	-10~24
Refrigerant			R410A	R410A	R410A	R410A	R410A

Flexible installation

Installation is done by "Standard setting" with more than 300mm (250mm) of space. "Slender setting" lets it suitable for minimum 265mm (215mm) installation space.



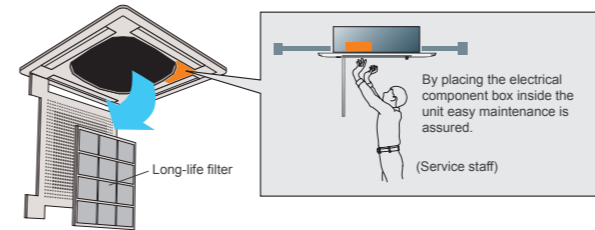
	25UU/30UU	36UU/45UU/54UU
Standard setting	250mm	300mm
Slender setting	215mm	265mm

Easy maintenance

The control box is easily accessible for maintenance work. Wide opening for easy access.

Detachable, washable filter and intake grille

Wide opening and long-life filter

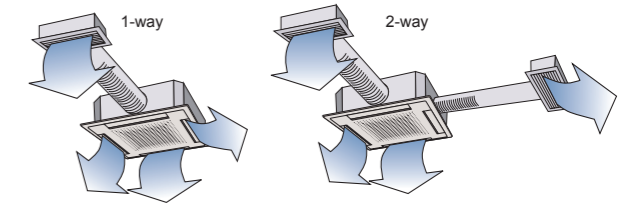


Long-life filter

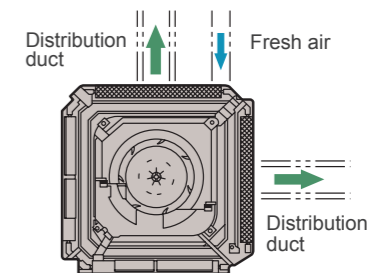
High efficiency, long-life filter extends the cleaning cycle.

Duct connection hole opening

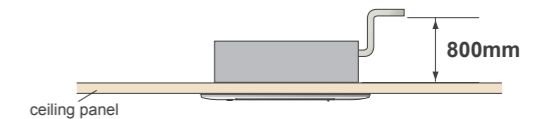
Conditioned air can be distributed by means of a distribution duct



Fresh air can be introduced through this opening



Condensate pump lift to 800mm

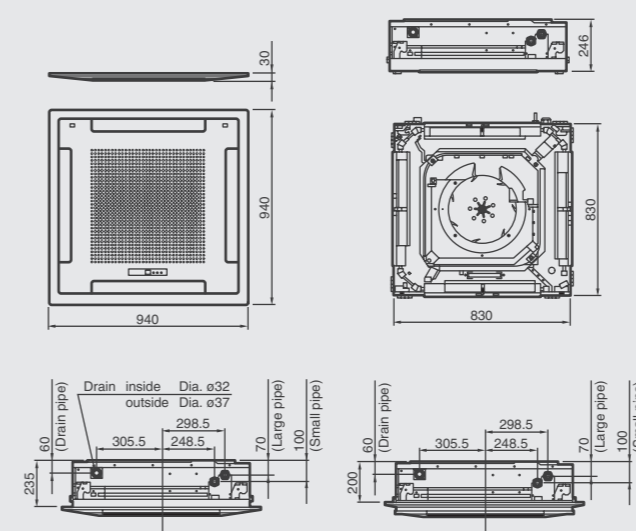


Optional parts

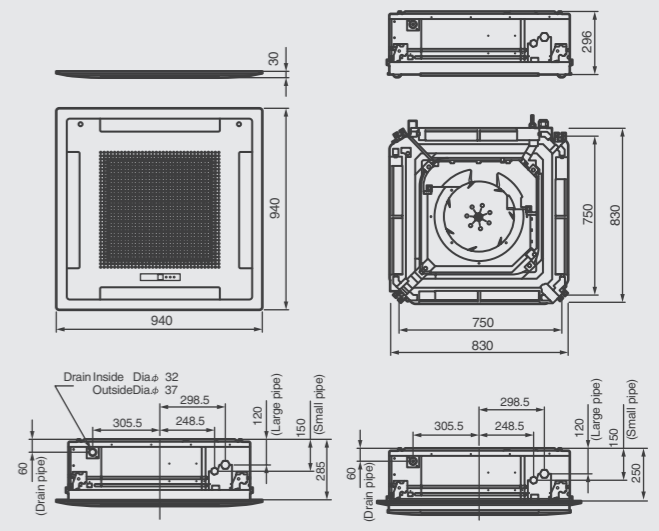
Simple Remote Controller: UTY-RSNYM
Additional Grille: UTG-AGEA-W

Dimensions

Models: AUY25UU / AUY30UU



Models: AUY36UU / AUY45UU / AUY54UU



Floor/Ceiling Universal



Flexible installation

Example for floor installation

Floor console



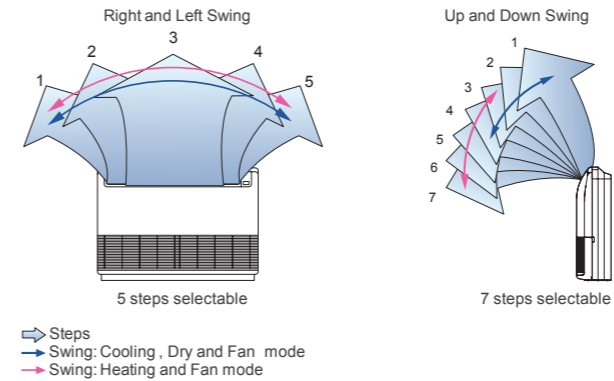
Example for ceiling installation

Under ceiling

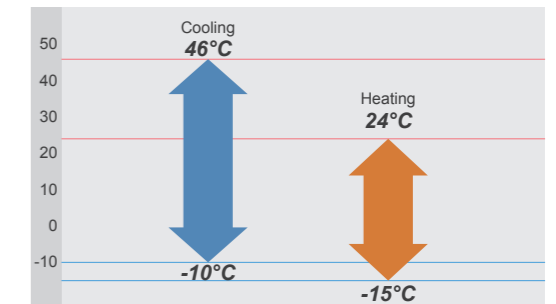


Double auto swing

A combination of right/left and up/down directional swing allows 3-dimensional air direction control



Low ambient operation



Easy installation

Main work settings can be done easily from the remote controller at installation

- Main work settings**
- High ceiling setting
 - Auto restart
 - Temperature adjustment when cooling / heating

Optional parts

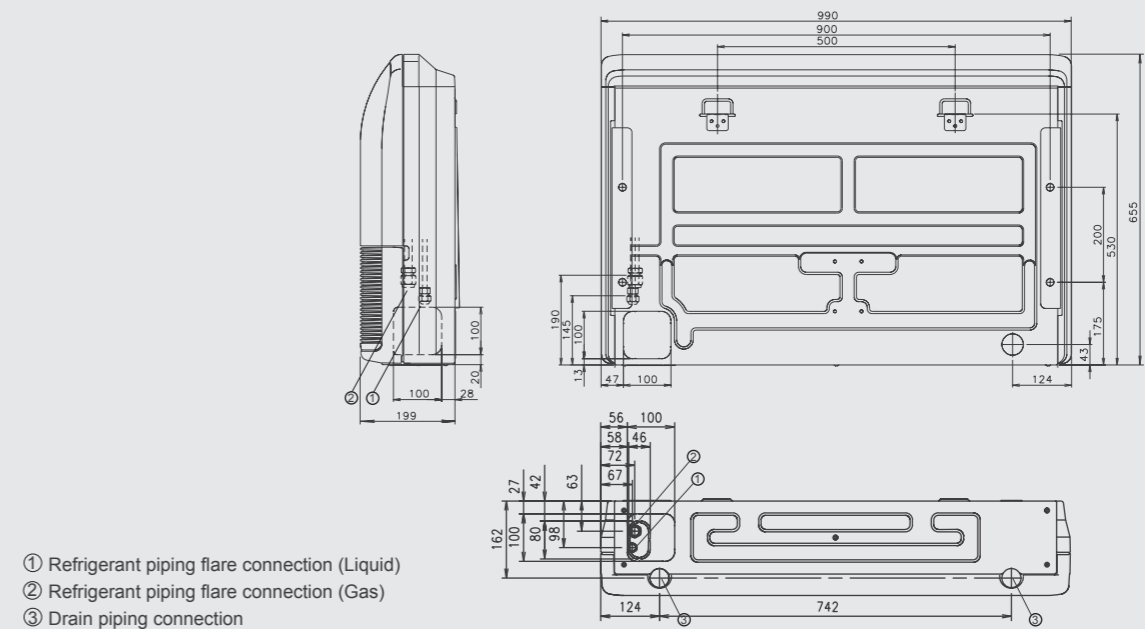
- Wired Remote Controller: UTY-RNNYM
- Simple Remote Controller: UTY-RSNYM
- External Connect Kit: UTY-XWZX

Specifications

Model No.	Indoor unit		ABYG18LVTB	ABYF24LB
	Outdoor unit		AOYG18LA	AOYA24LA
Power Source	V/Ø/Hz		230/1/50	230/1/50
Capacity	Cooling	kW	5.20	7.10
	Heating	kW	6.00	8.00
Input Power	Cooling/Heating	kW	1.62/1.66	2.21/2.21
EER - Energy Class	Cooling	W/W	3.21-A	3.21-A
COP - Energy Class	Heating		3.61-A	3.61-A
Running Current	Cooling/Heating	A	7.2/7.4	9.7/9.7
Moisture Removal		l/h	2.0	2.7
Noise (Indoor)	Cooling	H/M/L/Q	43/40/34/31	48/44/40/35
Noise (Outdoor)	Cooling		50	52
Airflow Rate (High)	Indoor/Outdoor	m³/h	780/2000	980/2470
Net Dimension H x W x D	Indoor	mm	199x990x655	199x990x655
		kg(lbs)	27(60)	27(60)
	Outdoor	mm	578x790x300	578x790x315
		kg(lbs)	40(88)	44(97)
Piping Connections (Small / Large)	mm	6.35/12.70	6.35/15.88	
Drain Pipe Diameter (I.D./O.D.)	mm	25/32	25/29.8	
Max Pipe Length (Pre-Charge)	m	25(15)	30(15)	
Height Difference			15	20
Operation Range	Cooling	°CDB	-10~46	-10~46
	Heating		-15~24	-15~24
Refrigerant			R410A	R410A

Dimensions Models: ABYG18LVTB / ABYF24LB

(Unit : mm)



- ① Refrigerant piping flare connection (Liquid)
- ② Refrigerant piping flare connection (Gas)
- ③ Drain piping connection

Floor/Ceiling Universal



Flexible installation

Example for floor installation

Floor console



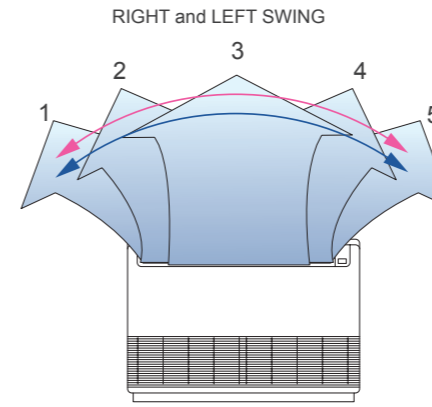
Example for ceiling installation

Under ceiling

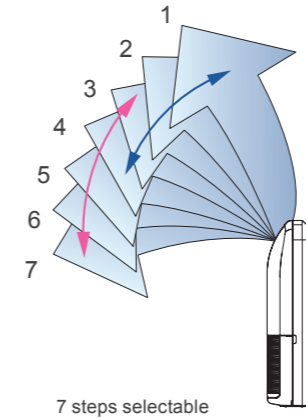


Double auto swing

A combination of up/down and right/left directional swing allows three-dimensional air direction control.



UP and DOWN SWING



7 steps selectable

Super vane


Double Louvre Super vane with newly developed special configuration boosts airflow sending cool air quickly to every corner of the room.

Auto-closing louvre

When operation is stopped, the louvres will automatically close. (This function is available on all non-ducted models.)

Compact design

Symmetrical, slim and compact design.

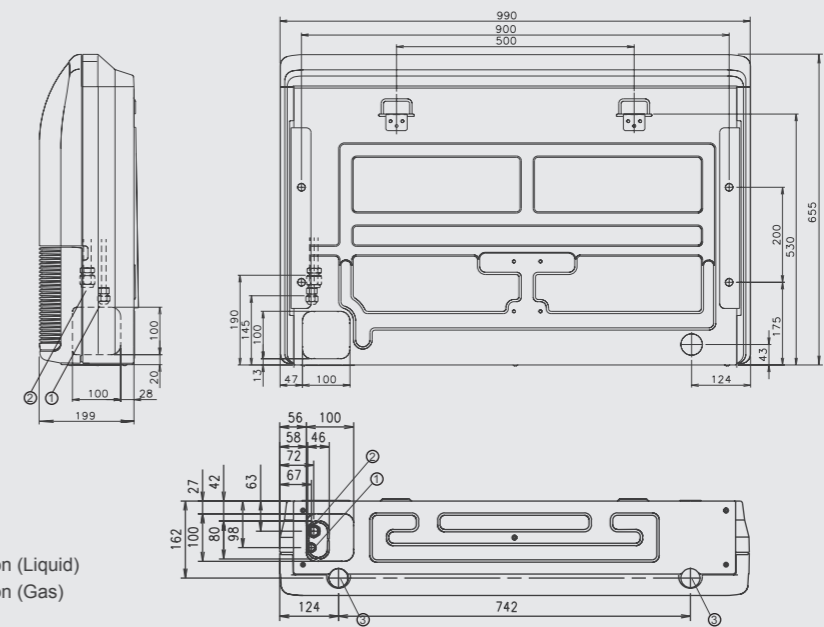


Specifications

Model No.	Indoor unit		ABY18UB	ABY24UB
	Outdoor unit		AOY18UB	AOY24UB
Power Source	V/Ø/Hz		230/1/50	230/1/50
Capacity	Cooling	kW	5.40	6.50
	Heating	kW	6.00	7.40
Input Power	Cooling/Heating	kW	1.9/1.85	2.42/2.30
EER - Energy Class	Cooling	W/W	2.84-C	2.69-D
COP - Energy Class	Heating		3.24-C	3.22-C
Running Current	Cooling/Heating	A	8.6/8.3	10.8/10.3
Moisture Removal		l/h	2.0	2.5
Noise (Indoor)	Cooling	H/M/L	46/41/37	49/45/41
Noise (Outdoor)	Cooling		52	53
Airflow Rate (High)	Indoor/Outdoor	m³/h	780/3200	880/3200
Net Dimension H x W x D	Indoor	mm	199x990x655	199x990x655
		kg(lbs)	28(62)	28(62)
	Outdoor	mm	650x830x320	650x830x320
		kg(lbs)	52(115)	59(130)
Piping Connections (Small / Large)		mm	6.35/15.88	9.52/15.88
Max Pipe Length (Pre-Charge)		m	20(7.5)	20(7.5)
Height Difference			8	8
Operation Range	Cooling	°CDB	0~43	0~43
	Heating		-6~24	-6~24
Refrigerant			R410A	R410A

Dimensions Models: ABY18UB / ABY24UB

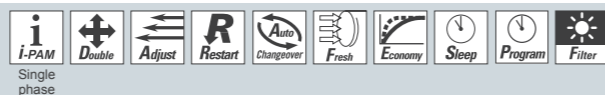
(Unit : mm)



- ① Refrigerant piping flare connection (Liquid)
- ② Refrigerant piping flare connection (Gas)
- ③ Drain piping connection

Ceiling

Easily concealed in any installation



CLASS ALL
A DC
ABYA30LB

3phase

CLASS ALL
A DC
ABYA36LB

CLASS ALL
A DC
ABYA45LC

CLASS ALL
A DC
ABYA54LC

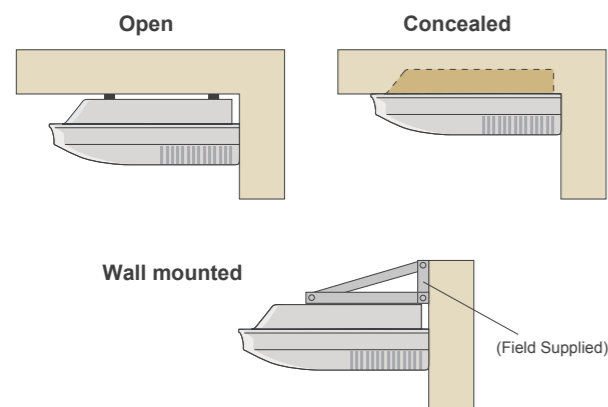
ABYG36LR NEW

ABYG45LR NEW

ABYG54LR NEW

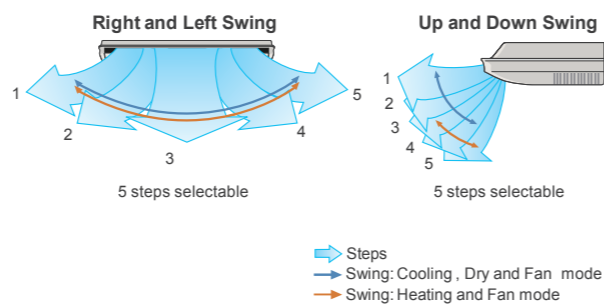
For ABYA45LC (For single phase)
For ABYG36/45/54LR (For 3 phase)

Installation



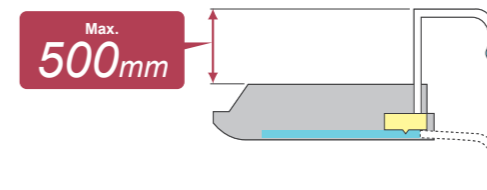
Multi auto swing

A combination of right/left and up/down directional swing allows 3-dimensional air direction control.



Condensate lift-up mechanism (Option)


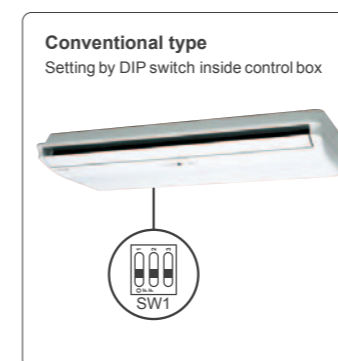
Optional drain lift-up mechanism allows flexible installation.



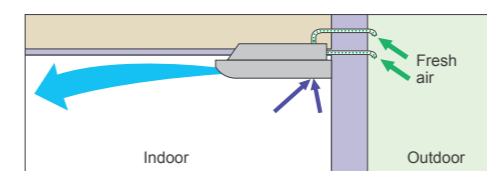
Easy installation

Main work settings can be done easily from the remote controller at installation

Main work settings
•High ceiling setting
•Auto restart
•Temperature adjustment when cooling / heating

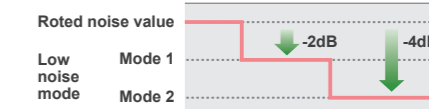


Fresh air intake

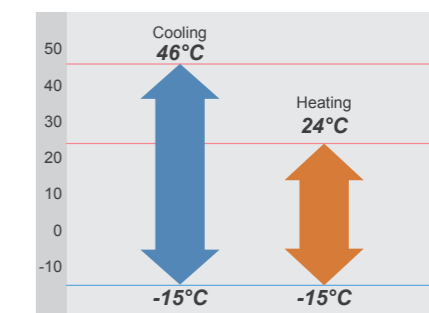


Low noise mode of outdoor unit (45/54 types)

2 stage low noise mode can be selected.(Option)



Low ambient operation



Optional parts

- Wired Remote Controller: UTY-RNNYM
- Drain Pump Unit: UTR-DPB24T
- External Connect Kit: UTY-XWZX, UTY-XWZXZ2, UTY-XWZXZ3
- External Control Set: UTD-ECS5A
- Flange: UTD-RF204

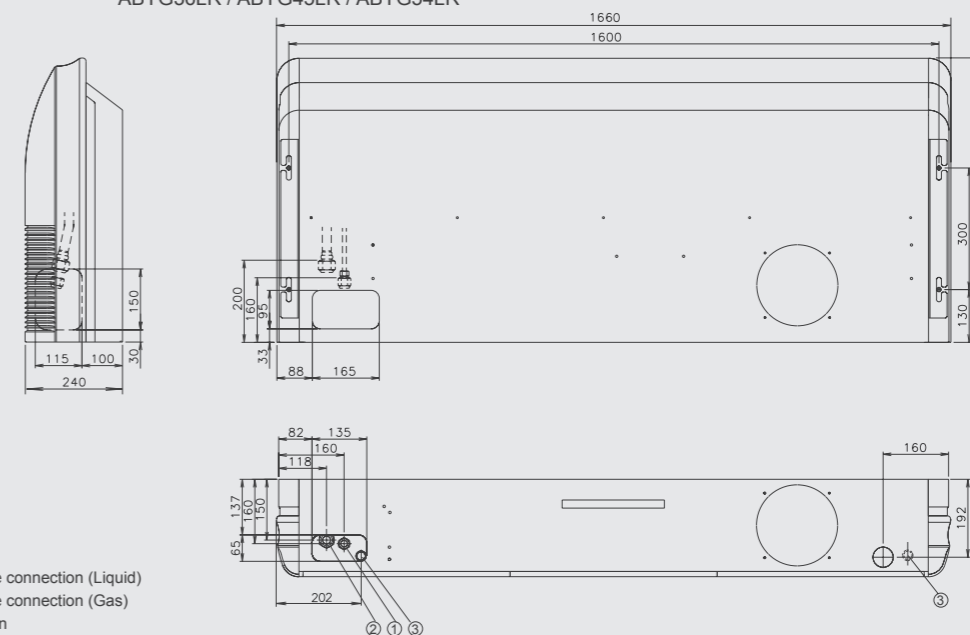
Specifications

Model No.	Indoor unit		ABYA30LB	ABYA36LB	ABYA45LC	ABYG36LR	ABYG45LR	ABYG54LR
	Outdoor unit		AOYA30LF	AOYA36LF	AOYA45LC	AOYG36LA	AOYG45LA	AOYG54LA
Power Source	V/∅/Hz		230/1/50	230/1/50	230/1/50	400/3/50	400/3/50	400/3/50
Capacity	Cooling	kW	8.50	9.40	12.00	10.00	12.50	14.00
	Heating	kW	10.00	11.20	13.30	11.20	14.00	16.00
Input Power	Cooling/Heating	kW	2.65/2.77	2.93/3.02	3.74/3.68	2.84/2.87	3.89/3.88	4.65/4.67
	Cooling	W/W	3.21-A	3.21-A	3.21-A	3.52-A	3.21-A	3.01-B
EER - Energy Class	Heating	W/W	3.61-A	3.71-A	3.61-A	3.9-A	3.61-A	3.43-B
	Cooling/Heating	A	11.6/12.2	12.8/13.2	16.4/16.1	4.3/4.4	5.8/5.8	6.9/6.9
Moisture Removal	l/h		2.5	3.0	4.5	3.0	4.5	5.0
Noise (Indoor)	Cooling	H/M/L/Q	45/43/37/32	47/43/37/32	49/45/39/34	47/43/37/32	49/45/39/34	51/48/42/38
	Cooling	dB(A)	53	54	55	51	54	55
Noise (Outdoor)	Cooling	dB(A)						
Airflow Rate (High)	Indoor / Outdoor	m³/h	1660/3600	1900/3800	2100/6750	1900/6200	2100/6900	2300/6900
	Indoor	mm	240x1660x700	240x1660x700	240x1660x700	240x1660x700	240x1660x700	240x1660x700
Net Dimension H x W x D	Indoor	kg(lbs)	46(101)	46(101)	46(101)	46(101)	46(101)	48(106)
	Outdoor	mm	830x900x330	830x900x330	1290x900x330	1290x900x330	1290x900x330	1290x900x330
Piping Connections (Small / Large)	Indoor	kg(lbs)	61(135)	61(135)	88(194)	105(229)	105(229)	105(229)
	Outdoor	mm	9.52/15.88	9.52/15.88	9.52/15.88	9.52/15.88	9.52/15.88	9.52/15.88
Drain Pipe Diameter (I.D./O.D.)	mm		22.0/25.6	22.0/25.6	22.0/25.6	22.0/25.6	22.0/25.6	22.0/25.6
Max Pipe Length (Pre-Charge)	m		50(20)	50(20)	50(20)	75(30)	75(30)	75(30)
Height Difference			30	30	30	30	30	30
Operation Range	Cooling	°CDB	-15~46	-15~46	-15~46	-15~46	-15~46	-15~46
	Heating	°CDB	-15~24	-15~24	-15~24	-15~24	-15~24	-15~24
Refrigerant			R410A	R410A	R410A	R410A	R410A	R410A

Dimensions

Models: ABYA30LB / ABYA36LB / ABYA45LC
ABYG36LR / ABYG45LR / ABYG54LR

(Unit : mm)



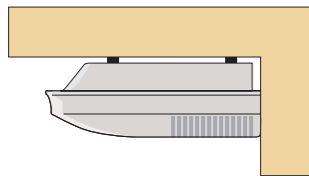
- ① Refrigerant piping flare connection (Liquid)
- ② Refrigerant piping flare connection (Gas)
- ③ Drain piping connection

Ceiling



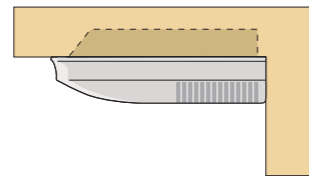
Installation

Open



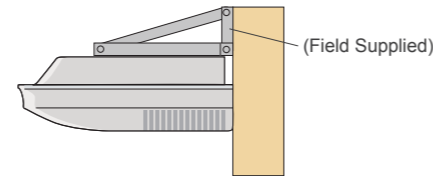
General installation pattern which suspends the indoor unit from the ceiling.

Concealed



Installation pattern where part of the indoor unit is embedded into the ceiling.

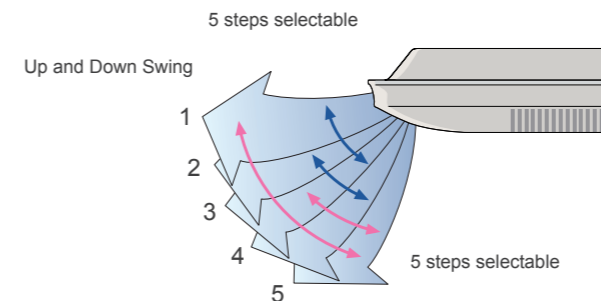
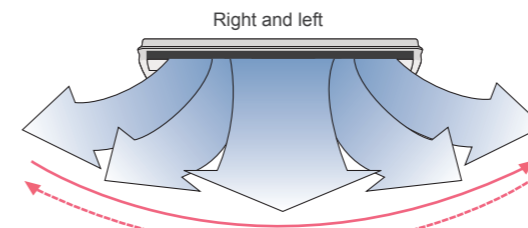
Wall mounted



Installation which fixes the indoor unit to the wall by the use of wall brackets (Field supplied). This type of installation can be used when the ceiling space is insufficient.

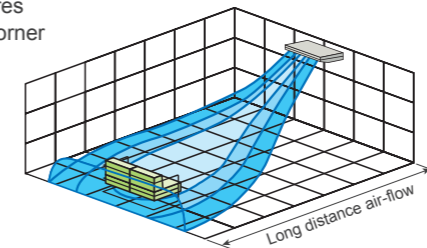
Double auto swing and wide airflow

Auto airflow direction and auto swing

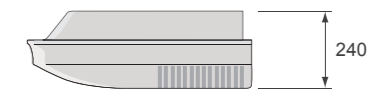


Long Airflow

Long Airflow ensures comfort to every corner of a large room.

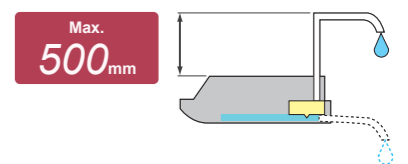


Slim & Compact design

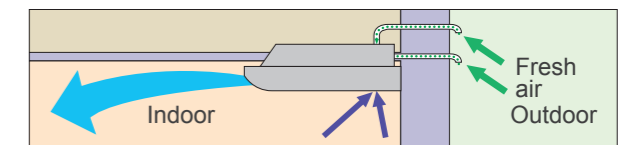


Condensate lift-up mechanism (Option)

Optional drain lift-up mechanism allows flexible installation.



Fresh air intake



Long-life filter

High efficiency long-life filter doubles the life of the filter compared to standard filters.

Optional parts

Drain Pump Unit: UTR-DPB24T
Flange: UTD-RF204

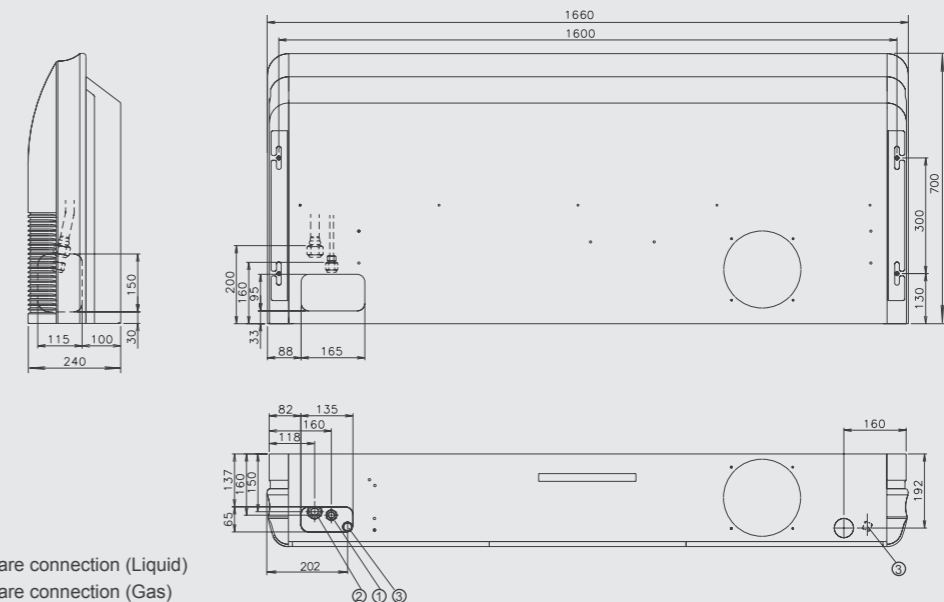
Specifications

Model No.	Indoor unit		ABY30UB	ABY36UB	ABY45UB	ABY54UB
	Outdoor unit		AOY30UB	AOY36UB	AOY45UB	AOY54UB
Power Source	V/Ø/Hz		230/1/50	400/3/50	400/3/50	400/3/50
Capacity	Cooling	kW	8.40	10.50	12.70	14.50
	Heating	kW	9.50	11.80	14.30	16.50
Input Power	Cooling/Heating	kW	2.95/2.78	3.48/3.45	4.38/4.39	5.16/5.30
EER - Energy Class	Cooling	W/W	2.85-C	3.02-B	2.90	2.81
COP - Energy Class	Heating		3.42-B	3.42-B	3.26	3.11
Running Current	Cooling/Heating	A	13.6/13.1	5.9/6.2	7.7/7.7	9.5/9.5
Moisture Removal		l/h	3.0	4.0	5.0	6.0
Noise (Indoor)	Cooling	H/M/L	42/39/35	45/42/37	48/46/41	52/50/46
Noise (Outdoor)	Cooling		53	54	54	54
Airflow Rate (High)	Indoor/Outdoor	m³/h	1450/3300	1660/6100	1850/6100	2200/6300
Net Dimension H x W x D	Indoor	mm	240x1660x700	240x1660x700	240x1660x700	240x1660x700
	Outdoor	kg(lbs)	48(106)	48(106)	48(106)	48(106)
Piping Connections (Small / Large)		mm	9.52/15.88	9.52/15.88	9.52/19.05	9.52/19.05
Max Pipe Length (Pre-Charge)		m	30(7.5)	50(20)	50(20)	50(20)
Height Difference			15	30	30	30
Operation Range	Cooling	°CDB	0~43	0~43	0~43	0~43
	Heating		-7~24	-10~24	-10~24	-10~24
Refrigerant			R410A	R410A	R410A	R410A

Dimensions

Models: ABY30UB / ABY36UB / ABY45UB / ABY54UB


(Unit : mm)



- ① Refrigerant piping flare connection (Liquid)
- ② Refrigerant piping flare connection (Gas)
- ③ Drain piping connection

Slim Duct

- Slim design with drain pump
- Increase static pressure range
- Dual concealed type



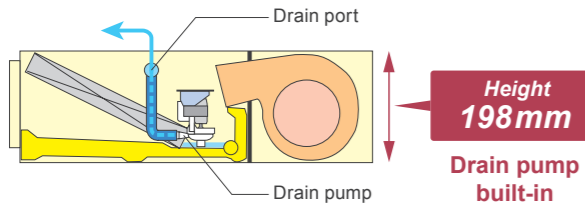
CLASS ALL
A DC
ARYG12LLTB NEW

CLASS ALL
A DC
ARYG14LLTB NEW

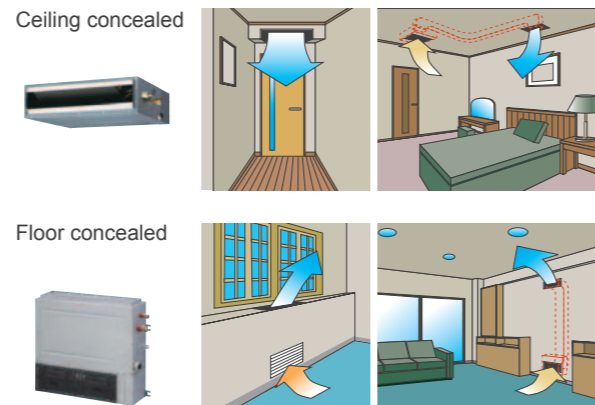
CLASS ALL
A DC
ARYG18LLTB NEW

Slim design

This model is slim design, it can install at the place where a ceiling is narrow.

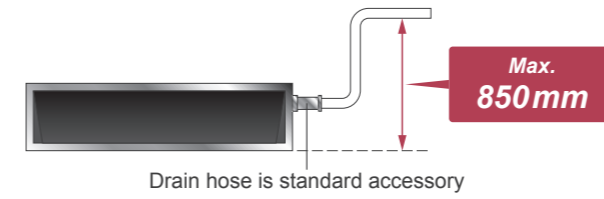


Flexible installation



Drain pump is standard accessory

It allows flexible installation.



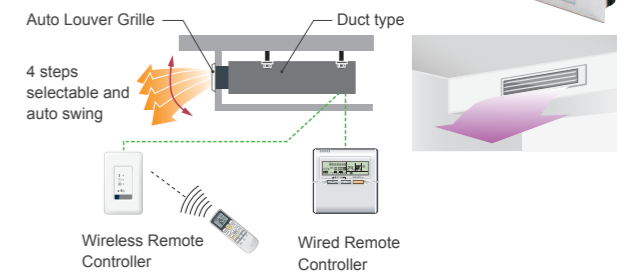
Selectable with a wide range of static pressure

By using DC fan motor, it is possible to change the static pressure range 0 to 90Pa. The change of static pressure range is possible by remote controller.

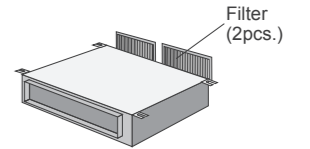


Auto Louver Grille Kit (Option)

Simple flat Auto Louver will provide comfort airflow and harmonize with luxury interior.

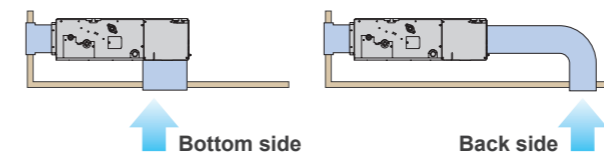


Filter (Accessory)



Air-intake

Air intake direction can be selected to match the installation site.



Optional parts

- Wired Remote Controller: UTY-RNNYM
- Simple Remote Controller: UTY-RSNYM
- IR Receiver Unit: UTY-LRHYM
- Remote Sensor Unit: UTY-XSZX
- External Control Set: UTD-ECS5A
- Auto Louver Grille Kit: UTD-GXSA-W (For ARYG12 / 14LLTB)
UTD-GXSB-W (For ARYG18LLTB)

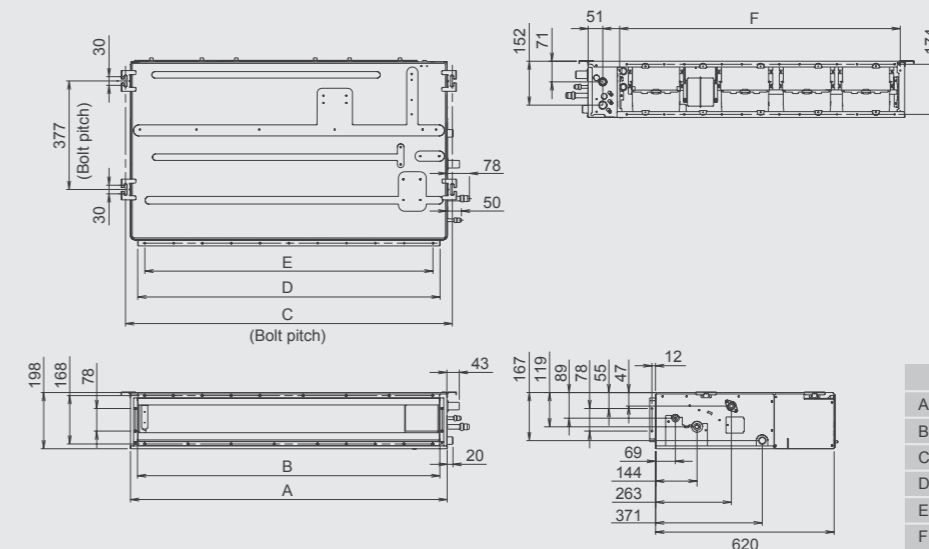
Specifications

Model No.	Indoor unit		ARYG12LLTB	ARYG14LLTB	ARYG18LLTB
	Outdoor unit		AOYG12LA	AOYG14LA	AOYG18LA
Power Source	V/Ø/Hz		230/1/50	230/1/50	230/1/50
Capacity	Cooling	kW	3.50	4.30	5.20
	Heating	kW	4.10	5.00	6.00
Input Power	Cooling/Heating	kW	1.05/1.11	1.33/1.34	1.62/1.66
EER - Energy Class	Cooling	W/W	3.33-A	3.21-A	3.21-A
COP - Energy Class	Heating		3.69-A	3.71-A	3.61-A
Running Current	Cooling/Heating	A	4.8/5.1	6.1/6.1	7.2/7.4
Moisture Removal		l/h	1.3	1.5	2.0
Noise (Indoor)	Cooling/H/M/L/Q	dB(A)	29/28/26/25	32/30/28/26	32/30/29/27
Noise (Outdoor)	Cooling		47	49	50
Airflow Rate (High)	Indoor/Outdoor	m³/h	650/1780	800/1910	940/2000
Net Dimension H x W x D	Indoor	mm	198x700x620	198x700x620	198x900x620
		kg(lbs)	19(42)	19(42)	23(51)
	Outdoor	mm	578x790x300	578x790x300	578x790x300
		kg(lbs)	40(88)	40(88)	40(88)
Piping Connections (Small / Large)		mm	6.35/9.52	6.35/12.70	6.35/12.70
Drain Pipe Diameter (I.D./O.D.)		mm	25/32	25/32	25/32
Max Pipe Length (Pre-Charge)		m	25(15)	25(15)	25(15)
Height Difference			15	15	15
Operation Range	Cooling	°CDB	-10~46	-10~46	-10~46
	Heating		-15~24	-15~24	-15~24
Refrigerant			R410A	R410A	R410A

Dimensions Models: ARYG12LLTB / ARYG14LLTB / ARYG18LLTB


(Unit : mm)

*Service accessibility must be allowed for when installing the product. Please consult the installation manual for the necessary service access size.



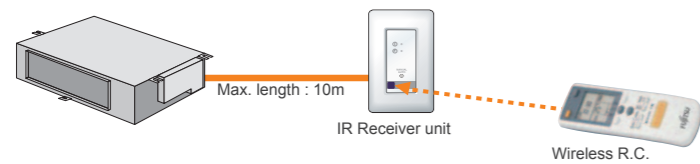
	ARYG12 / 14LLTB	ARYG18LLTB
A	700	900
B	650	850
C	734	934
D	650	850
E	P100x6=600	P100x8=800
F	574	774

Compact Duct



Optional function for comfort

Optional parts

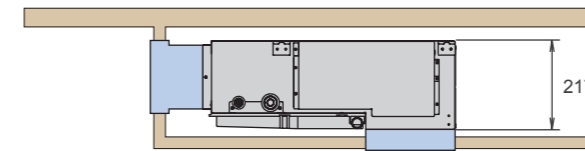


Specifications

Model No.	Indoor unit		ARY18UU
	Outdoor unit		AOY18UU
Power Source	V/Ø/Hz		230/1/50
Capacity	Cooling	kW	5.40
	Heating	kW	6.00
Input Power	Cooling/Heating		1.92/1.87
EER - Energy Class	Cooling	W/W	2.81-C
COP - Energy Class	Heating		3.21-C
Running Current	Cooling/Heating		8.8/8.7
Moisture Removal	l/h		1.6
Noise (Indoor)	Cooling	H/M/L	43/40/36
	Cooling		52
Airflow Rate (High)	Indoor/Outdoor		m³/h 1000/3200
Net Dimension H x W x D	Indoor	mm	217x953x595
		kg(lbs)	25(55)
		Outdoor	mm
		kg(lbs)	52(115)
Piping Connections (Small / Large)	mm		6.35/15.88
Max Pipe Length	m		20
Height Difference	m		8
Operation Range	Cooling	°CDB	0~43
	Heating		-6~24
Refrigerant			R410A

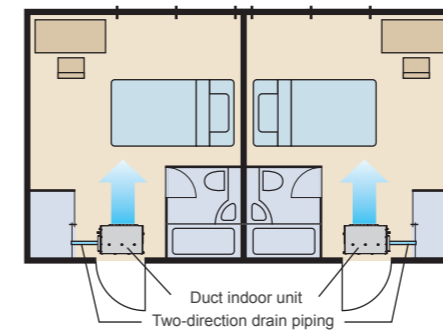
Compact design

Ultra-slim duct air conditioner for easy installation



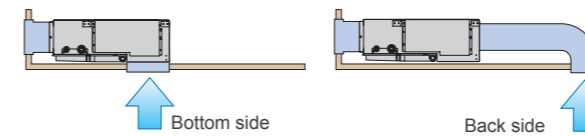
Slim size (217mm) allows installation even where the space behind the ceiling is narrow.

Two-direction drain piping

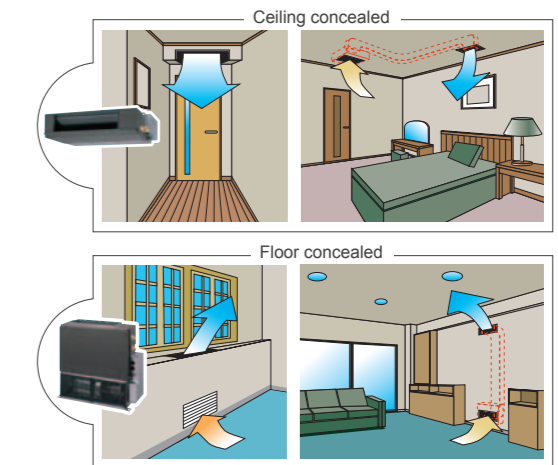


Air-intake

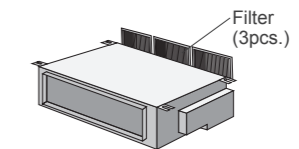
Air intake direction can be selected to match the installation site.



Flexible installation



Filter (Accessory)



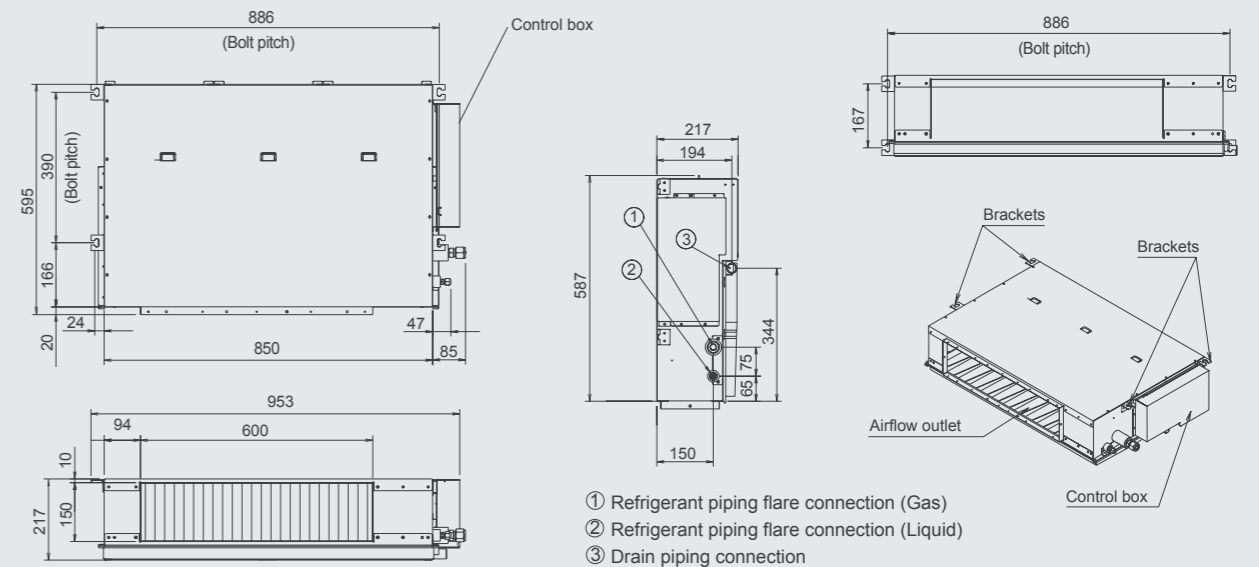
Optional parts

- Remote Sensor Unit: UTD-RS100 / UTY-XSZX
- IR Receiver Unit: UTY-LRJY1
- Drain Pump Unit: UTZ-PX1BBA

Dimensions Models: ARY18UU

(Unit : mm)

*Service accessibility must be allowed for when installing the product.
Please consult the installation manual for the necessary service access size.



- ① Refrigerant piping flare connection (Gas)
- ② Refrigerant piping flare connection (Liquid)
- ③ Drain piping connection

Medium Static Pressure Duct

(24) (30/36/45) Single phase

For ARYF24LB For ARYA30/36LB

For ARYA45LC (For single phase) For ARYG36/45LM (For 3 phase)

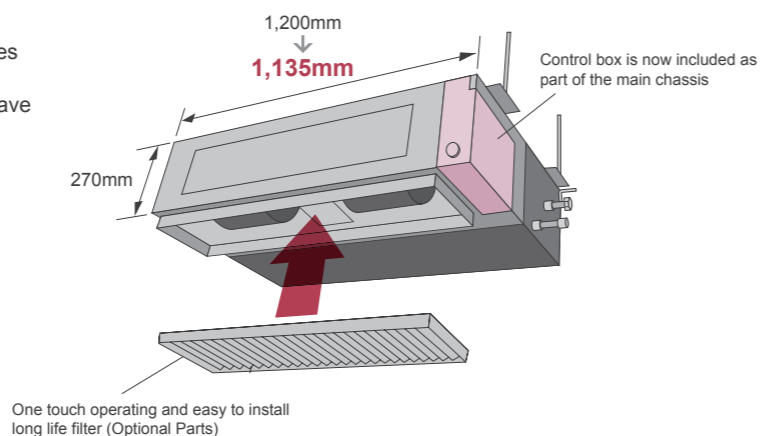
CLASS ALL CLASS ALL CLASS ALL CLASS ALL

ARYF24LB ARYA30LB ARYA36LB ARYA45LC

3phase ARYG36LM NEW 3phase ARYG45LM NEW

Slim & Compact design

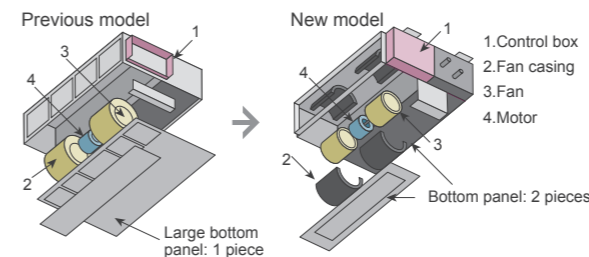
In the case of bottom return air connection, not only does the indoor unit design allow for installation in a narrow ceiling space of up to 270mm, Further space savings have been achieved by mounting the electrical control box internally inside the chassis.



Easy maintenance

Structural improvement is attained by making the bottom panel two pieces, front and rear. The internal fan casing is also manufactured in two pieces, namely upper and lower. The maintenance of the motor and fan can be easily carried out by removing the rear panel and the lower part of the casing while leaving the main chassis installed.

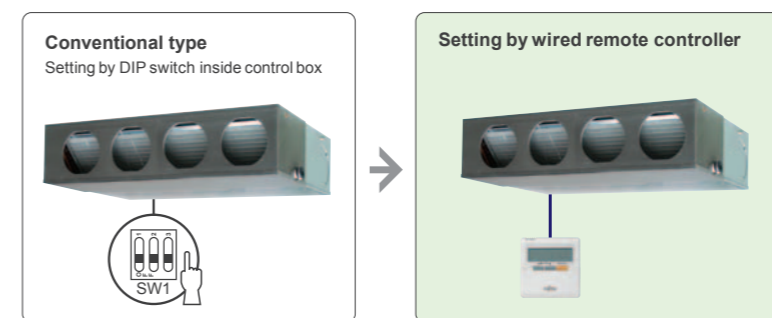
See below for the case of rear suction type



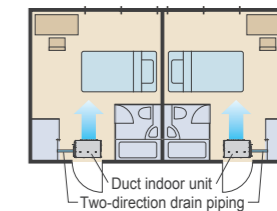
Easy installation

Main work settings can be done easily from the remote controller at installation

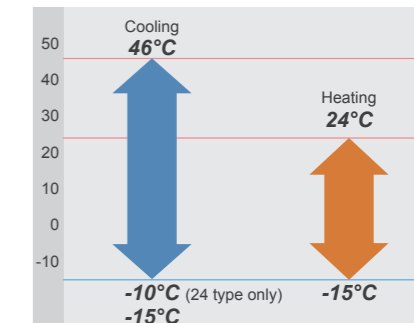
- Main work settings**
- High ceiling setting
 - Auto restart
 - Temperature adjustment when cooling / heating



Two-direction drain piping



Low ambient operation



Optional parts

- Wired Remote Controller: UTY-RNNYM
- Flange (Round): UTD-RF204
- Flange (Square): UTD-SF045T
- Long Life Filter: UTD-LF25NA
- Remote Sensor Unit: UTY-XSZX
- External Connect Kit: UTY-XWZXZ2, UTY-XWZXZ3
- External Control Set: UTD-ECS5A
- Drain Pump Unit: UTZ-PX1NBA
- IR Receiver Unit: UTY-LRHY1

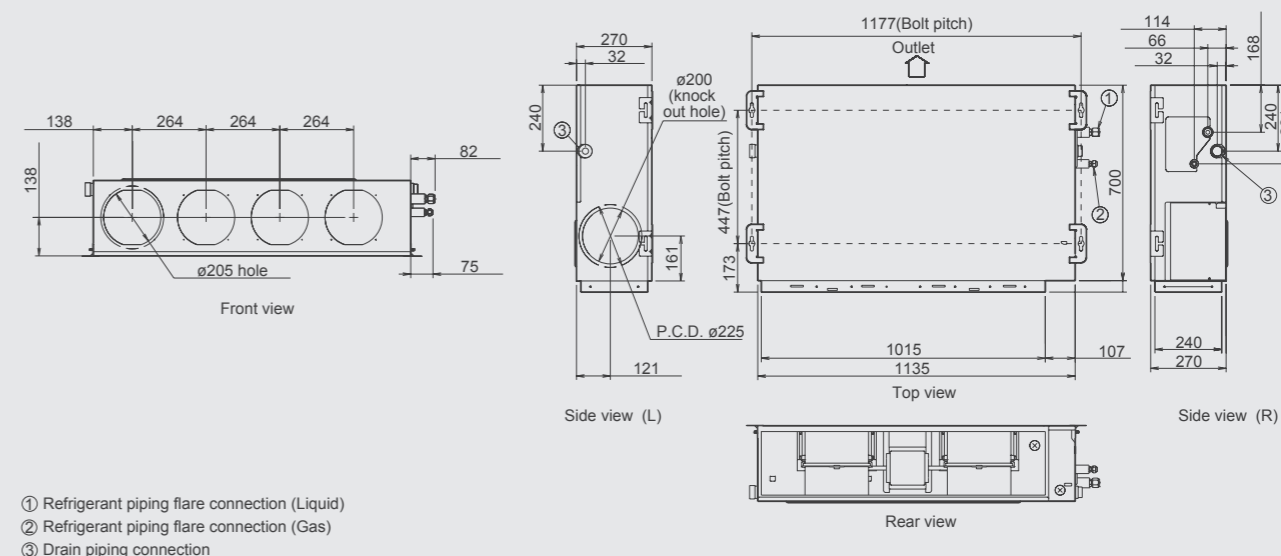
Specifications

Model No.	Indoor unit		ARYF24LB	ARYA30LB	ARYA36LB	ARYA45LC	ARYG36LM	ARYG45LM
	Outdoor unit		AOYA24LA	AOYA30LF	AOYA36LF	AOYA45LC	AOYG36LA	AOYG45LA
Power Source	V/∅/Hz		230/1/50	230/1/50	230/1/50	230/1/50	400/3/50	400/3/50
Capacity	Cooling	kW	7.10	8.50	9.40	12.00	10.00	12.50
	Heating	kW	8.00	10.00	11.20	13.30	11.20	14.00
Input Power	Cooling/Heating	kW	2.21/2.21	2.65/2.68	2.93/3.1	3.74/3.68	2.84/2.87	3.89/3.88
EER - Energy Class	Cooling	W/W	3.21-A	3.21-A	3.21-A	3.21-A	3.52-A	3.21-A
COP - Energy Class	Heating		3.61-A	3.73-A	3.61-A	3.61-A	3.90-A	3.61-A
Running Current	Cooling/Heating	A	9.7/9.7	11.6/11.7	12.8/13.6	16.4/16.1	4.3/4.4	5.8/5.8
Moisture Removal		l/h	2.5	2.5	3.0	4.5	3.0	4.5
Noise (Indoor)	Cooling	H/M/L/Q	31/29/27/25	42/37/32/29	42/37/32/29	42/38/32/28	40/36/31/26	42/38/32/28
Noise (Outdoor)	Cooling		52	53	54	55	51	54
Airflow Rate (High)	Indoor / Outdoor	m ³ /h	1100/2470	2100/3600	2100/3800	2100/6750	1850/6200	2100/6900
Net Dimension H x W x D	Indoor	mm	270x1135x700	270x1135x700	270x1135x700	270x1135x700	270x1135x700	270x1135x700
	Outdoor	mm	578x790x315	830x900x330	830x900x330	1290x900x330	1290x900x330	1290x900x330
Piping Connections (Small / Large)		kg(lbs)	44(97)	61(135)	61(135)	88(194)	105(229)	105(229)
		mm	6.35/15.88	9.52/15.88	9.52/15.88	9.52/15.88	9.52/15.88	9.52/15.88
Drain Pipe Diameter (I.D./O.D.)		mm	36.0/38.0	36.0/38.0	36.0/38.0	36.0/38.0	36.0/38.0	36.0/38.0
Max Pipe Length(Pre-Charge)		m	30(15)	50(20)	50(20)	50(20)	75(30)	75(30)
Height Difference			20	30	30	30	30	30
Operation Range	Cooling	°CDB	-10~46	-15~46	-15~46	-15~46	-15~46	-15~46
	Heating		-15~24	-15~24	-15~24	-15~24	-15~24	-15~24
Refrigerant			R410A	R410A	R410A	R410A	R410A	R410A

Dimensions

Models: ARYF24LB / ARYA30LB / ARYA36LB / ARYA45LC
ARYG36LM / ARYG45LM

(Unit : mm)

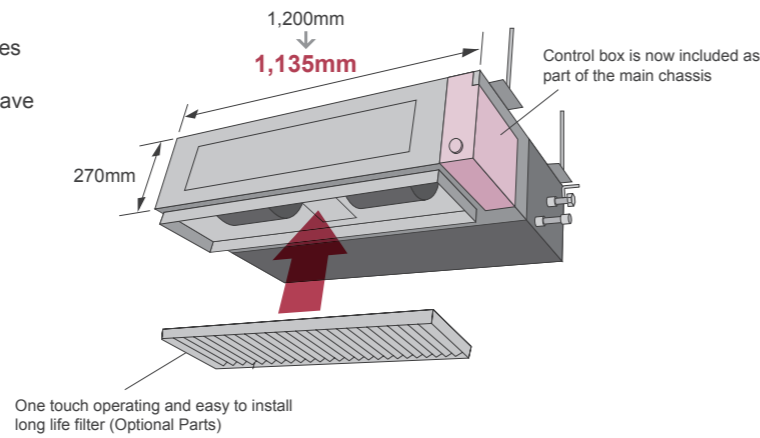


Medium Static Pressure Duct



Slim & Compact design

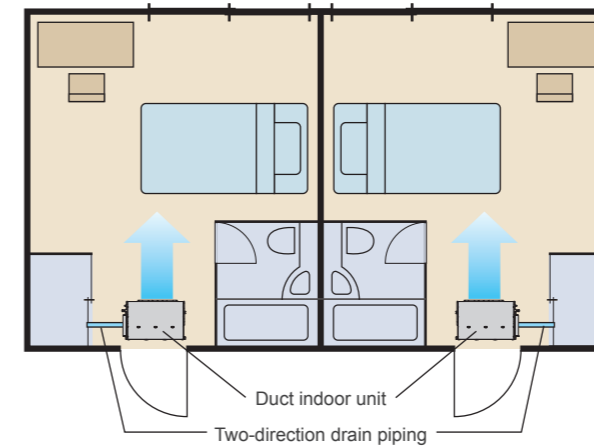
In the case of bottom return air connection, not only does the indoor unit design allow for installation in a narrow ceiling space of up to 270mm, Further space savings have been achieved by mounting the electrical control box internally inside the chassis.



Specifications

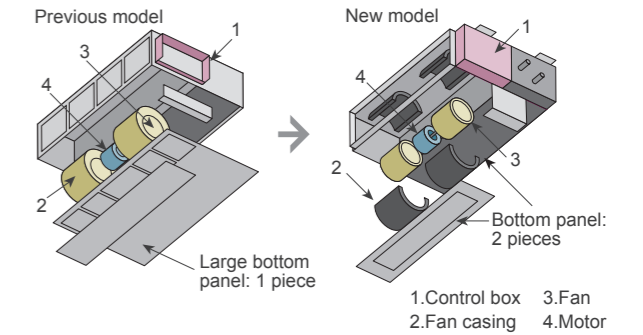
Model No.	Indoor unit		ARY25UU	ARY30UU	ARY36U(1)	ARY36UU	ARY45UU
	Outdoor unit		AOY25UU	AOY30UU	AOY36UU(1)	AOY36UU	AOY45UU
Power Source	V/Ø/Hz		230/1/50	230/1/50	230/1/50	400/3/50	400/3/50
Capacity	Cooling	kW	7.00	8.40	10.50	10.50	12.70
	Heating	kW	7.70	9.50	12.70	12.70	14.30
Input Power	Cooling/Heating	kW	2.65/2.33	2.99/2.63	3.60/3.65	3.60/3.65	4.38/4.39
EER - Energy Class	Cooling	W/W	2.64-D	2.81-C	2.92-C	2.92-C	2.90
COP - Energy Class	Heating		3.30-C	3.61-A	3.48-B	3.48-B	3.26
Running Current	Cooling/Heating	A	11.8/10.5	14.0/12.4	16.0/16.5	6.1/6.2	7.7/7.7
Moisture Removal		l/h	2.5	3.0	3.5	3.5	5.0
Noise (Indoor)	Cooling	H/M/L	38/36/34	40/38/36	43/41/39	43/41/39	44/42/40
	Cooling		53	53	54	54	54
Airflow Rate (High)	Indoor/Outdoor	m³/h	1100/3200	1400/3300	1750/6100	1750/6100	1800/6100
Net Dimension H x W x D	Indoor	mm	270x1135x700	270x1135x700	270x1135x700	270x1135x700	270x1135x700
	Outdoor	kg(lbs)	43(95)	43(95)	43(95)	43(95)	45(99)
Piping Connections (Small / Large)		mm	9.52/15.88	9.52/15.88	9.52/15.88	9.52/15.88	9.52/19.05
Max Pipe Length (Pre-Charge)		m	25(7.5)	30(7.5)	50(20)	50(20)	50(20)
Height Difference			15	15	30	30	30
Operation Range	Cooling	°CDB	0~43	0~43	0~43	0~43	0~43
	Heating		-7~24	-7~24	-10~24	-10~24	-10~24
Refrigerant			R410A	R410A	R410A	R410A	R410A

Two-direction drain piping



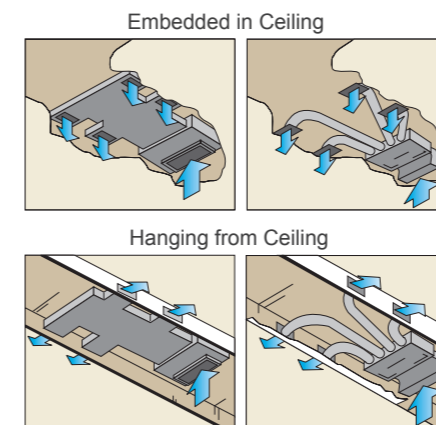
Easy maintenance

See below for the case of rear suction type



Structural improvement is attained by making the bottom panel two pieces, front and rear. The internal fan casing is also manufactured in two pieces, namely upper and lower. The maintenance of the motor and fan can be easily carried out by removing the rear panel and the lower part of the casing while leaving the main chassis installed.

Installation styles



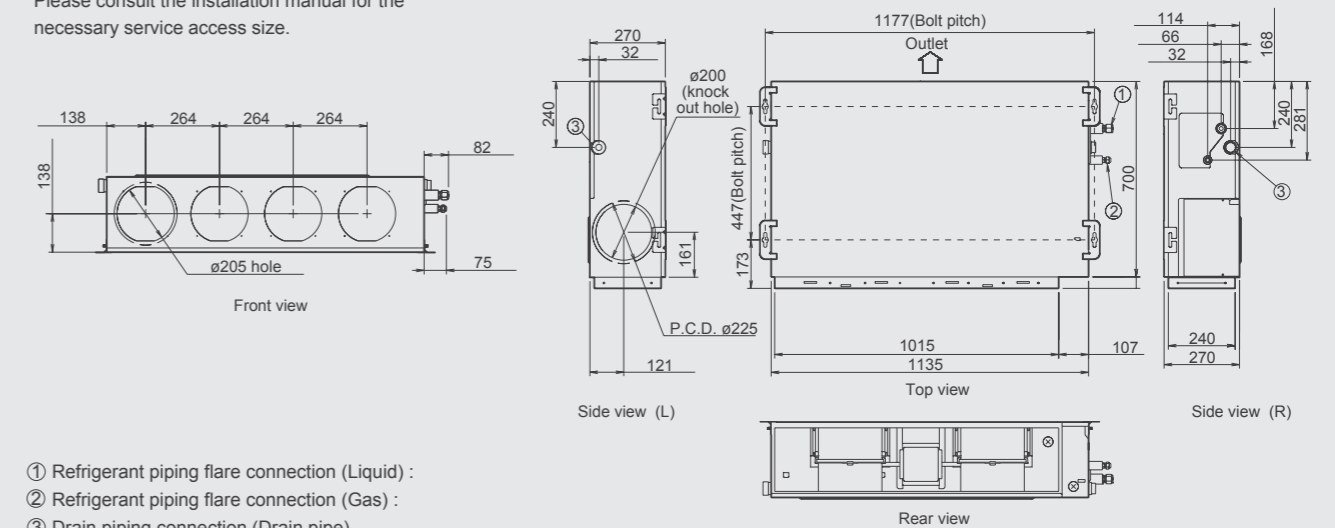
Optional parts

- Simple Remote Controller: UTY-RSNYM
- Remote Sensor Unit: UTY-XSZX
- Drain Pump Unit: UTZ-PX1NBA
- Long Life Filter: UTD-RF204 / UTD-SF045T
- External Control Set: UTD-ECS5A

Dimensions Models: ARY25UU / ARY30UU / ARY36U(1) / ARY36UU / ARY45UU

(Unit : mm)

*Service accessibility must be allowed for when installing the product. Please consult the installation manual for the necessary service access size.

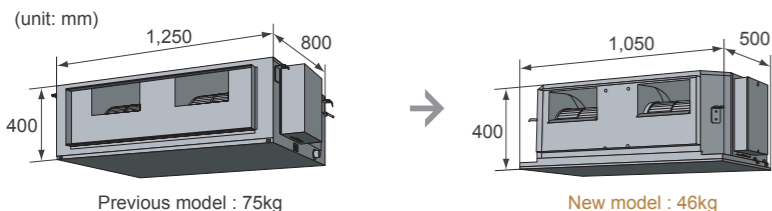


High Static Pressure Duct

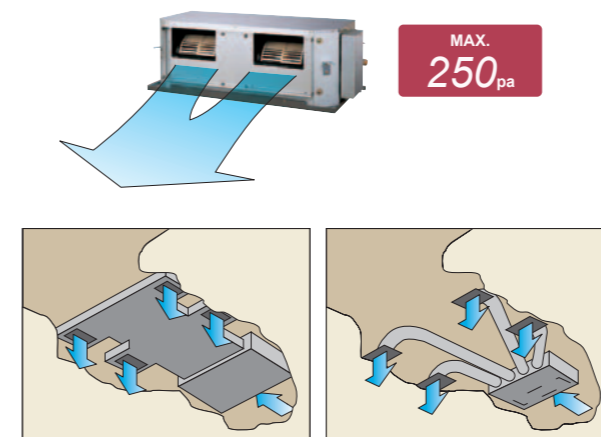


Easy installation (Compact size & Lightweight)

A compact size and lightweight indoor unit has been developed by reducing the basic chassis and the overall material weight.



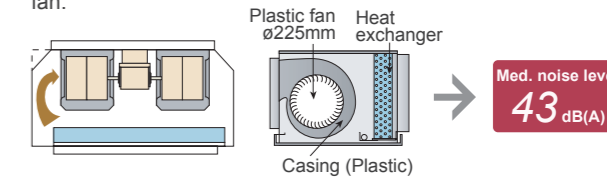
Design also corresponding to high static pressure



Low noise

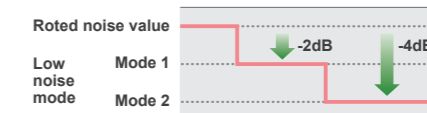
Indoor unit

Cutting off the corners has enabled less turbulent air flow. Low noise is realized by adopting a plastic case and a plastic fan.



Outdoor unit

2 stage low noise mode can be selected. (Option)



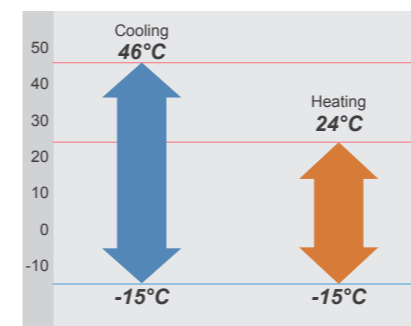
Easy installation & maintenance

- 4 directions piping connection
- Error & operating information are explained by LED display.

Optional parts

- Wired Remote Controller: UTY-RNNYM
- Simple Remote Controller: UTY-RSNYM
- Long-Life Filter: UTD-LF60KA
- External Connect Kit: UTY-XWZXZ2, UTY-XWZXZ3
- External Control Set: UTD-ECS5A
- IR Receiver Unit: UTY-LRHY1

Low ambient operation

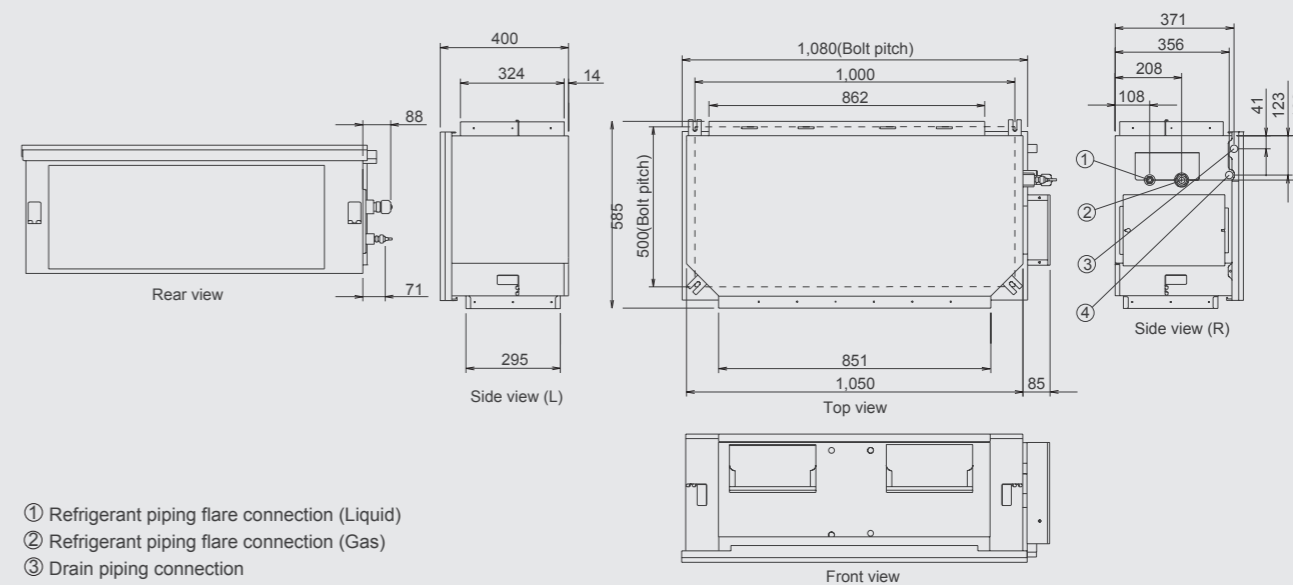


Specifications

Model No.	Indoor unit		ARYC45LC	ARYC54LC	ARYG45LH	ARYG54LH
	Outdoor unit		AOYA45LC	AOYA54LC	AOYG45LA	AOYG54LA
Power Source	V/Ø/Hz		230/1/50	230/1/50	400/3/50	400/3/50
Capacity	Cooling	kW	12.50	13.40	12.50	14.00
	Heating	kW	14.00	16.00	14.00	16.00
Input Power	Cooling/Heating	kW	4.30/3.80	4.77/4.69	4.06/3.67	4.65/4.37
EER - Energy Class	Cooling	W/W	2.91-C	2.81-C	3.08-B	3.01-B
COP - Energy Class	Heating		3.68-A	3.41-B	3.81-A	3.66-A
Running Current	Cooling/Heating	A	18.9/16.7	20.9/20.5	6.1/5.5	6.9/6.5
Moisture Removal		l/h	1.5	2.5	1.5	2.5
Noise (Indoor)	Cooling	H/M/L	47/43/40	47/43/40	47/43/40	47/43/40
	Cooling		55	55	54	55
Airflow Rate (High)	Indoor/Outdoor	m³/h	3350/6750	3350/6750	3350/6900	3350/6900
Net Dimension H x W x D	Indoor	mm	400x1050x500	400x1050x500	400x1050x500	400x1050x500
		kg(lbs)	46(101)	46(101)	46(101)	46(101)
	Outdoor	mm	1290x900x330	1290x900x330	1290x900x330	1290x900x330
		kg(lbs)	88(194)	88(194)	105(229)	105(229)
Piping Connections (Small / Large)		mm	9.52/15.88	9.52/15.88	9.52/15.88	9.52/15.88
Drain Pipe Diameter (I.D./O.D.)		mm	23.4/25.4	23.4/25.4	23.4/25.4	23.4/25.4
Max Pipe Length (Pre-Charge)		m	50(20)	50(20)	75(30)	75(30)
Height Difference			30	30	30	30
	Operation Range	Cooling	°CDB	-15~46	-15~46	-15~46
	Heating		-15~24	-15~24	-15~24	-15~24
Refrigerant			R410A	R410A	R410A	R410A

Dimensions Models: ARYC45LC / ARYG45LH / ARYC54LC / ARYG54LH

(Unit : mm)




High Static Pressure Duct

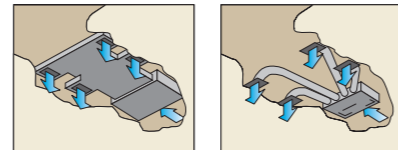


Design also corresponding to high static pressure

Model: ARY90TL



MAX.
300_{pa}



Specifications

Model No.	Indoor unit		ARY60UU	ARY90TL
	Outdoor unit		AOY60UU	AOY90TL
Power Source	V/Ø/Hz		400/3/50	380-415/3/50
Capacity	Cooling	kW	16.50	24.80-25.40
	Heating	kW	19.50	28.90-29.50
Input Power	Cooling/Heating		6.06/5.54	12.2/12.2
EER - Energy Class	Cooling	W/W	2.72	2.03-2.03
COP - Energy Class	Heating		3.52	2.37-2.36
Running Current	Cooling/Heating		10.2/9.8	19.5/19.5
Moisture Removal	l/h		4.0	7.5
Noise (Indoor)	Cooling	H/M/L	49/45/42	50
Noise (Outdoor)	Cooling		54	59
Airflow Rate (High)	Indoor/Outdoor		3500/6300	4300/9800
Net Dimension H x W x D	Indoor		400x1050x500	450x1550x700
			kg(lbs)	50(110)
	Outdoor		mm	1290x900x330
			kg(lbs)	118(260)
Piping Connections (Small / Large)			9.52/19.05	12.70/28.58
Max Pipe Length (Pre-Charge)	m		50(20)	50(20)
Height Difference			30	30
Operation Range	Cooling	°CDB	0~43	0~46
	Heating		-10~24	-10~21
Refrigerant			R410A	R407C

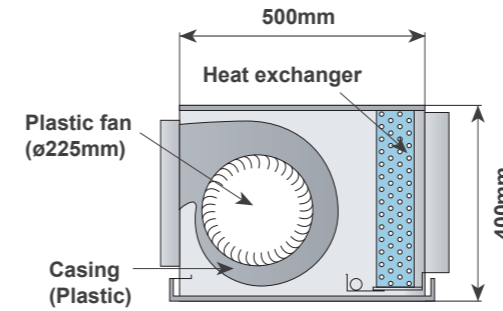
*The measurement static pressure of ARY60UU is 100Pa and ARY90TL is 196Pa.

Low noise

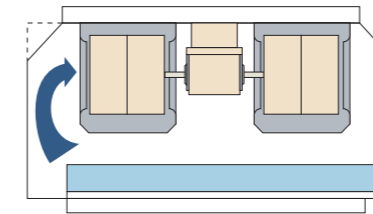
Turbulent air flow is reduced by cutting off the corners of conventional indoor unit front panel and fan case

Low noise is realized by adopting plastic case, plastic fan.

Plastic fan [45dB(A)] (ARY60UU)



(ARY60UU)



* Model : Material (At 100Pa :
Actual noise measurement value)

Pursuance of amenity performance


Various remote controllers and sensors can be selected

1.Wired Remote Controller with Thermo Sensor

- Room temperature sensor selection
- WEEKLY timer
- Temperature SET BACK timer
- Group control system
- Child lock
- Dual remote controllers <Optional parts>
- AUTO restart
- Energy saving
- Auto changeover (for heating)
- Hot start (for heating)

2.Simple Remote Controller (Optional Parts)

3.Remote Sensor (Optional Parts)



Optional parts

Simple Remote Controller: UTY-RSNYM

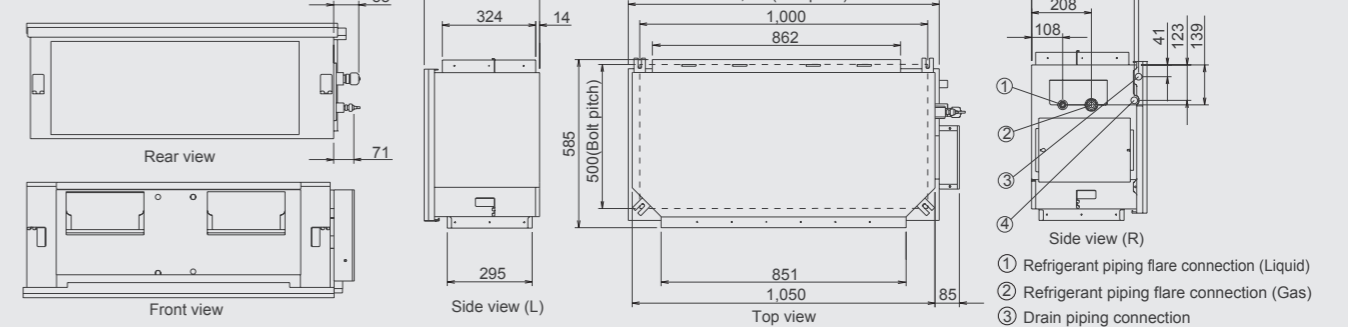
Long-Life Filter: UTD-LF60KA (For ARY60UU)

Remote Sensor Unit: UTY-XSZX

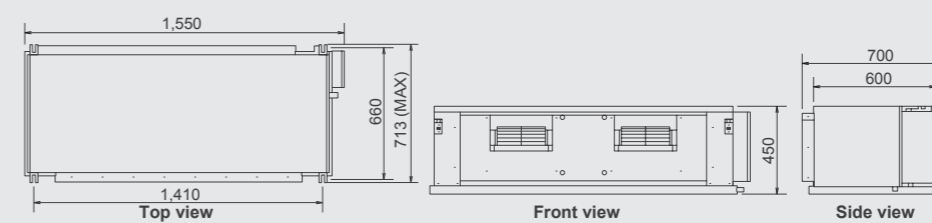
External Control Set: UTD-ECS5A (For ARY60UU)

Dimensions

Model: ARY60UU



Model: ARY90TL





Control several indoor units with one outdoor unit.
Build the optimum system you desire.

If you want to keep a large floor as well as many rooms comfortable,
we recommend you use Multi Split to build a simple system using one outdoor unit.
Choose from a large lineup the air conditioner types that match your rooms.
You can mix and match them at will.
Build the system that is just right for you.



Multi Split

Multiple Rooms Comfortably
Multi Split type Air Conditioners

Multi Split provides comfort in a variety of situations
from **home to office and store.**

070 Multi type Line-up

072 2 & 3-4 Rooms Multi

074 8 Rooms Multi

078 Specifications of All Indoor Units

080 Multi Combination Table

090 Simultaneous Multi

092 Big Multi

094 Optional Parts for Split & Multi Split



Multi type Line-up

Multi Split Line-up

Model code	Capacity range					
	14	18	24	30	45	
Cooling rated capacity(kW)	4	5	5.4	6.8	8	14

2 Rooms Multi Up to 2 units						
	AOYG14LAC2	AOYG18LAC2				

3 Rooms Multi Up to 3 units						
			AOYG18LAT3	AOYG24LAT3		

4 Rooms Multi Up to 4 units						
						AOYG30LAT4

8 Rooms Multi Up to 8 units						
						AOYG45LAT8

Note : 1. 2 Rooms Multi : Connectable indoor units are 2 units.
 AOYG14LAC2 : Total capacity of indoor units connected must be between 4.0kW and 6.2kW.
 AOYG18LAC2 : Total capacity of indoor units connected must be between 4.0kW and 7.0kW.
 2. 3 Rooms Multi : Connectable indoor units are 2 to 3 units.
 AOYG18LAT3 : Total capacity of indoor units connected must be between 4.0kW and 8.5kW.
 AOYG24LAT3 : Total capacity of indoor units connected must be between 4.0kW and 10.5kW.
 3. 4 Rooms Multi : Connectable indoor units are 3 to 4 units.
 AOYG30LAT4 : Total capacity of indoor units connected must be between 7.9kW and 14.4kW.
 4. 8 Rooms Multi : Connectable indoor units are 2 to 8 units.
 AOYG45LAT8 : Total capacity of indoor units connected must be between 11.2kW and 18.2kW.

Connectable Indoor unit line-up

Outdoor Unit	Type	2 Rooms		3 Rooms		4 Rooms	8 Rooms				
	Model name	AOYG14LAC2	AOYG18LAC2	AOYG18LAT3	AOYG24LAT3	AOYG30LAT4	AOYG45LAT8 (Branch Box)				
	Capacity (kW)	Cooling	Heating	Cooling	Heating	Cooling	Heating				
		4.0	4.4	5.0	5.6	5.4	6.8	8.0	9.6	14.0	16.0

Indoor Unit	BTU	kW Class	Connectability							
			2 Rooms	3 Rooms	4 Rooms	8 Rooms				
ASYG07/09/12LJ	7000	2.0	●	●	●	●	●	●	●	
	9000	2.5	●	●	●	●	●	●		
	12000	3.5	●	●	●	●	●	●		
ASYG07/09/12/14LU	7000	2.0	●	●	●	●	●	●		
	9000	2.5	●	●	●	●	●	●		
	12000	3.5	●	●	●	●	●	●		
ASYG18/24LF	14000	4.0	—	—	●	●	●	●		
	18000	5.0	—	—	—	●	●	●		
ASYG18/24LF	24000	7.0	—	—	—	—	●	●		
AGYG09/12/14LV	9000	2.5	—	●	●	●	●	●		
	12000	3.5	—	●	●	●	●	●		
	14000	4.0	—	—	●	●	●	●		
AUYG07/09/12/14/18LV	7000	2.0	—	●	●	●	●	●		
	9000	2.5	—	●	●	●	●	●		
	12000	3.5	—	●	●	●	●	●		
AUYG07/09/12/14/18LV	14000	4.0	—	—	●	●	●	●		
	18000	5.0	—	—	—	●	●	●		
ABYG14/18LV	14000	4.0	—	—	●	●	●	●		
	18000	5.0	—	—	—	●	●	●		
ARYG07/09/12/14/18LL	7000	2.0	—	●	●	●	●	●		
	9000	2.5	—	●	●	●	●	●		
	12000	3.5	—	●	●	●	●	●		
ARYG07/09/12/14/18LL	14000	4.0	—	—	●	●	●	●		
	18000	5.0	—	—	—	●	●	●		

Indoor unit features

Indoor Unit	Up/Down	Double	Adjust	Restart	Auto Changeover	HEAT	Fresh	Fresh	Economy	POWERFUL	Low noise	Sleep	Program	Weekly	W-S	Filter	Ion	AF	Wash
ASYG07/09/12LJ	●	●	●	●	●	●	●	●	●	●	●	●	●	●	●	●	●	●	●
ASYG07/09/12/14LU	●	●	●	●	●	●	●	●	●	●	●	●	●	●	●	●	●	●	●
ASYG18/24LF	●	●	●	●	●	●	●	●	●	●	●	●	●	●	●	●	●	●	●
AGYG09/12/14LV	●	●	●	●	●	●	●	●	●	●	●	●	●	●	●	●	●	●	●
AUYG07/09/12/14/18LV	●	●	●	●	●	●	○	○	●	●	●	●	●	●	●	●	●	●	●
ABYG14/18LV	●	●	●	●	●	●	○	○	●	●	●	●	●	●	●	●	●	●	●
ARYG07/09/12/14/18LL	○	●	●	●	●	○	○	○	●	●	●	●	●	●	●	●	●	●	●

○: Optional function

2 & 3-4 Rooms Multi

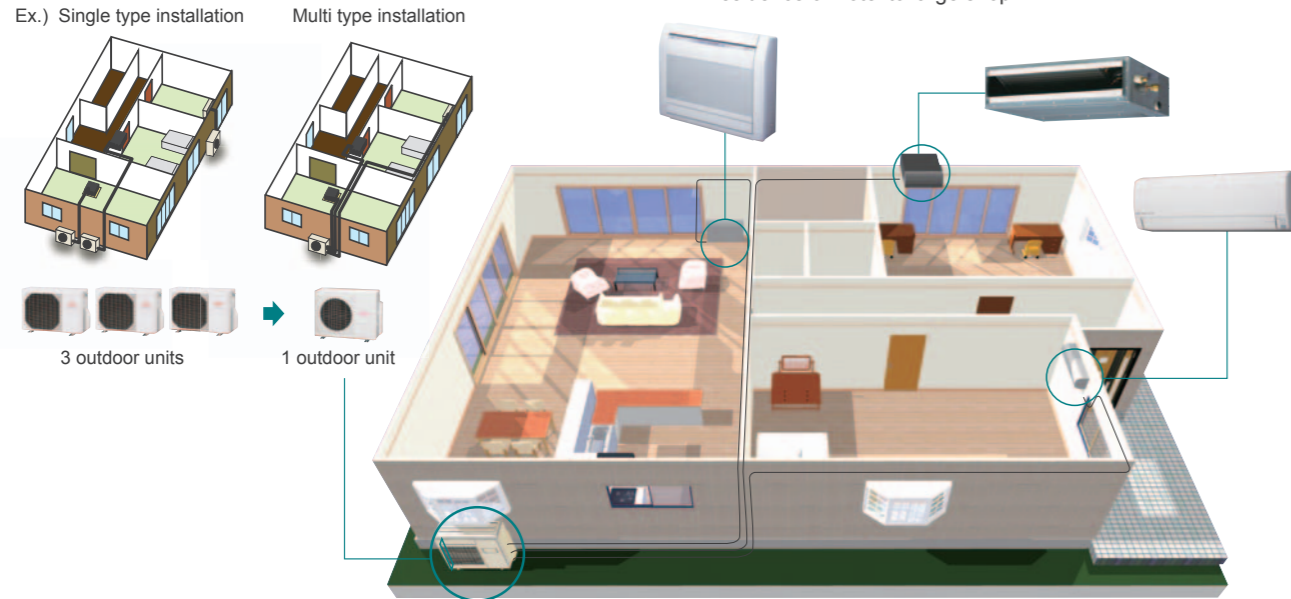
2 ROOMS	3 ROOMS	4 ROOMS
CLASS A ALL DC	CLASS A ALL DC	CLASS A ALL DC
AOYG14LAC2 AOYG18LAC2	AOYG18LAT3 AOYG24LAT3	AOYG30LAT4

Space-saving installation

Multiple indoor units can be connected to 1 outdoor unit, and long piping connection is also possible. Compared with single type, the outdoor unit can be installed in various places to realize the space-saving installation.

Wide range of indoor units with various models

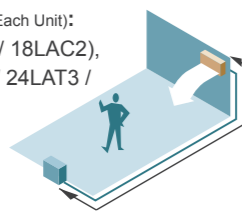
6 types, 20 models are lined up in the capacity range from 2kW to 7kW class. The wide-ranging needs can be met from the private room of residence or hotel to large shop.



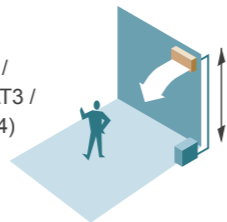
Flexible installation

Up to max. piping length 70m (AOYG30LAT4), max. height difference 15m can be supported. Multi type can be installed at large-size residence or multiple floors.

Max.Piping Length (Each Unit):
20m (AOYG14LAC2 / 18LAC2),
25m (AOYG18LAT3 / 24LAT3 / 30LAT4)



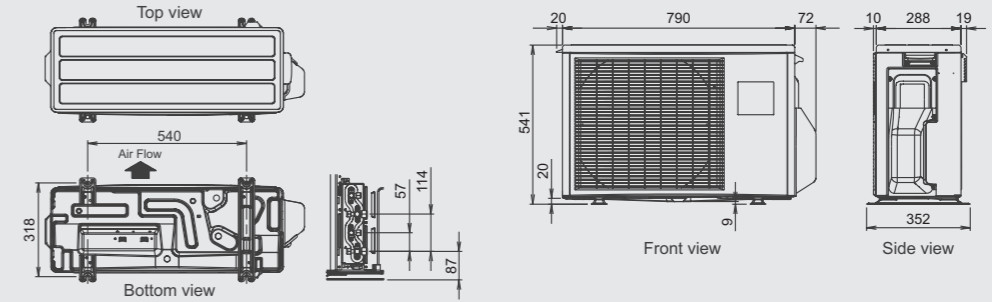
Max.Height:
15m (AOYG14LAC2 / 18LAC2 / 18LAT3 / 24LAT3/30LAT4)



Total Piping Length:
30m (AOYG14LAC2 / 18LAC2),
50m (AOYG18LAT3 / 24LAT3),
70m (AOYG30LAT4)

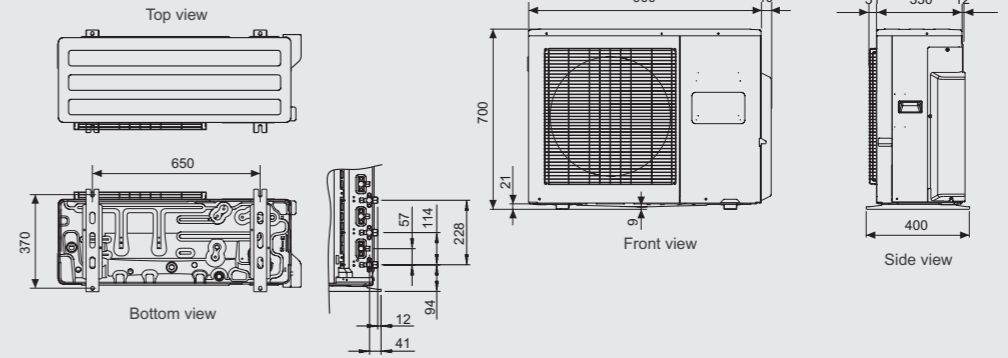
2 ROOMS

Model: AOYG14LAC2 / AOYG18LAC2



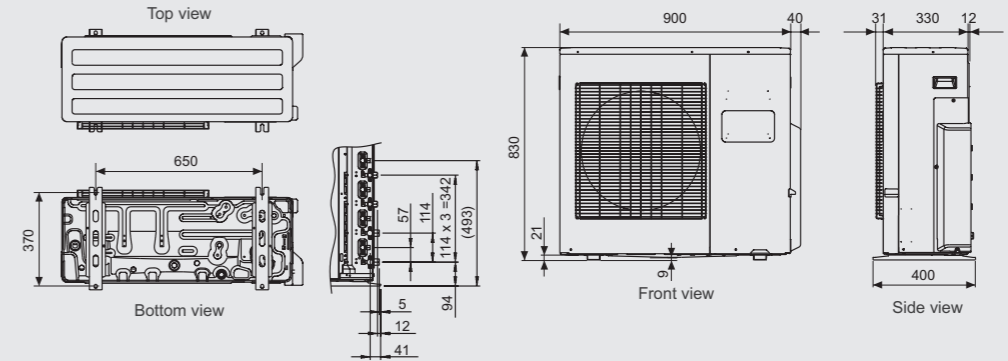
3 ROOMS

Models: AOYG18LAT3 / AOYG24LAT3



4 ROOMS

Models: AOYG30LAT4



SPECIFICATIONS (2 ROOMS, 3 ROOMS, 4 ROOMS)

Model No.	Outdoor unit	AOYG14LAC2	AOYG18LAC2	AOYG18LAT3	AOYG24LAT3	AOYG30LAT4
Power Source	V/∅/Hz	230/1/50	230/1/50	230/1/50	230/1/50	230/1/50
Rated Capacity (min-max)	Cooling	4.0(1.4~4.4)	5.0(1.7~5.6)	5.4(1.8~6.8)	6.8(1.8~7.8)	8.0(3.5~10.0)
	Heating	4.4(1.1~5.4)	5.6(1.8~6.1)	6.8(2.0~7.7)	8.0(2.0~8.0)	9.6(3.7~11.3)
Noise	Cooling	47	50	46	48	50
	Heating	49	51	47	49	51
Net Dimension H x W x D	mm	540x790x290	540x790x290	700x900x330	700x900x330	830x900x330
Weight	kg(lbs)	37(82)	38(84)	55(121)	55(121)	68(150)
Connection pipe	Piping Connections	Small (Liquid)	∅6.35x2	∅6.35x2	∅6.35x3	∅6.35x3
		Large (Gas)	∅9.52x2	∅9.52x2 *(∅9.52, ∅12.7)	∅9.52x2, ∅12.7 *(∅9.52x3)	∅9.52x2, ∅12.7 *(∅9.52x3)
Max. length	Total / Each	mm		30 / 20	30 / 20	50 / 25
		m		15	15	15
Max. Height Difference	Between Outdoor Unit and Each Indoor Units.	m		15	15	15
	Between Indoor Units.	m		10	10	10
Operation Range	Cooling	°CDB		10~46	10~46	-10~46
	Heating	°CDB		-15~24	-15~24	-15~24
Refrigerant				R410A	R410A	R410A

* Connect to connection valve by the adapter.

8 Rooms Multi



- Suitable for large homes, shops, small buildings, and a variety of other multi installations
- Up to 8 indoor units can be connected
- Excellent installability, lightweight, compact yet high efficiency operation outdoor unit

ALL DC
AOYG45LAT8



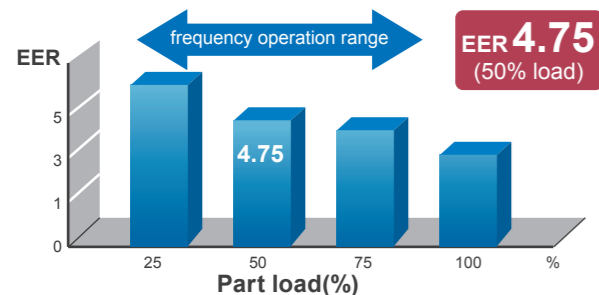
High Efficiency & Compact

Compact outdoor unit



High seasonal efficiency

The actual performance is conducted under various outside temperatures depending on weather and seasons, furthermore, especially for multi system, not all the rooms are operated all the time. So over 90% of actual operation time, air conditioners are operated at partial capacity instead of rated capacity. Considering these, we focused on energy-saving performance which is based on actual use. Efficiency of part load performance was drastically improved by developing ALL DC and our own inverter system.



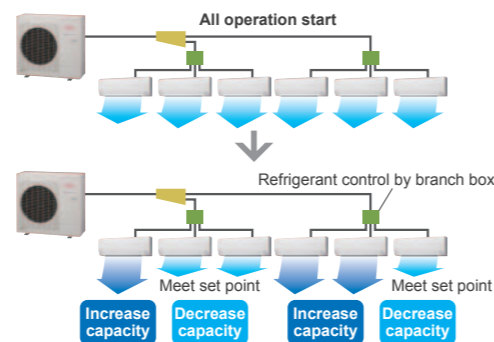
Innovated technology

- High efficiency large fan :** New high efficiency fan is mounted.
- DC fan motor :** High performance and high efficiency has been realized by using a small DC fan motor.
- Heat exchanger :** Reduced compact size and energy saving has been realized by utilizing high density piping design and 3-Row heat exchanger.
- High efficiency DC twin rotary compressor :** A high performance, low noise, large capacity DC twin rotary compressor is used.

More Comfort

Quick comfort by optimized refrigerant control

Every room meet set point most quickly and comfortably by optimized refrigerant control.



Central Remote Controller Option

Central remote controller developed for residential applications. All indoor units can be batched controlled using simple operations. Schedule management and other functions can be used to achieve even greater energy savings.

UTY-DMMYM

Central & Individual Control

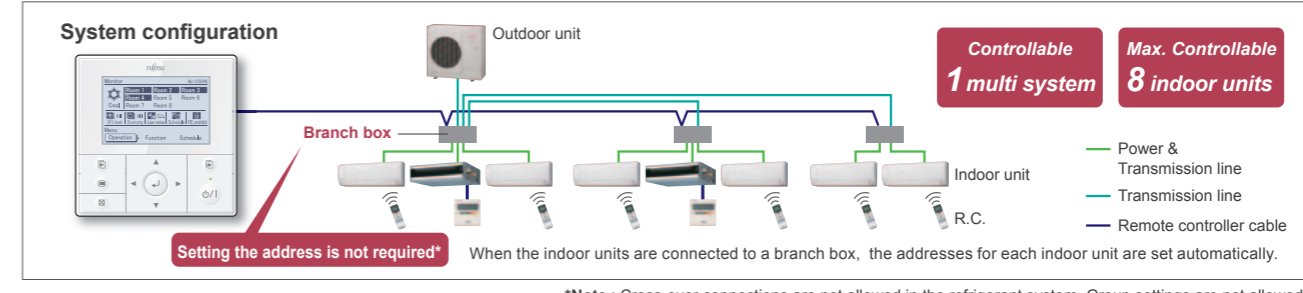
Batched control of up to 8 indoor units. The temperature, airflow volume, and remote control prohibition settings of all indoor units can be batched.

User-friendly operation

- Large backlight LED screen
- Large easy-to-see operation panel

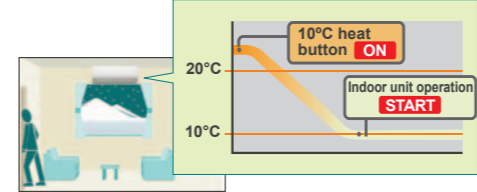
Multiple language support

Corresponds to 9 different languages (English, German, French, Spanish, Russian, Portuguese, Italian, Greek, and Turkish)



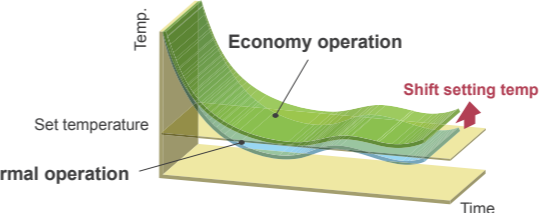
10°C heat operation

When you leave, minimum heating operation is performed to maintain the room temperature (maintain at 10°C).



Economy operation

Economy operation is energy saving, as the set temperature of indoor unit is shifted by 1°C and the maximum electric value of the outdoor unit is suppressed.

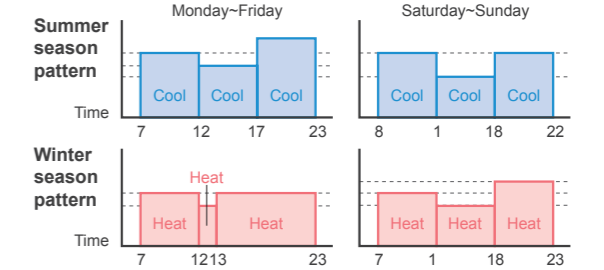


Prohibited Settings

The remote controller operation of all indoor units comes with a lock function to prevent unapproved operations in the various rooms. The central remote controller also has a key lock function to prevent children from playing with it, etc

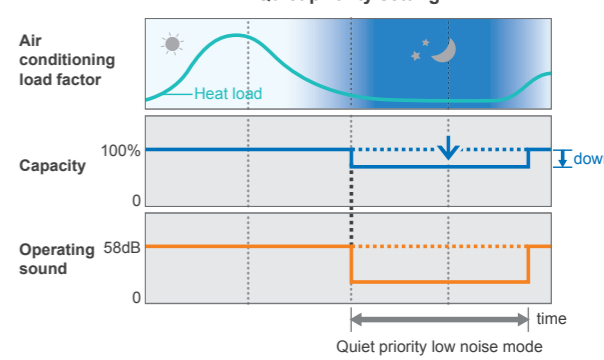
Weekly schedule timer

The ON/OFF setting can be set for 4 times a day. Two weekly patterns can be set to match the cooling and heating seasons.



Low noise operation

Users can choose from 4 low noise levels, depending on the installation environment. The operation time can be set using the timer.

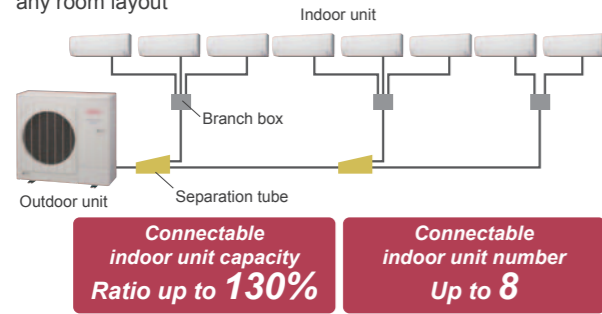


8 Rooms Multi

Flexible Design & Easy Installation

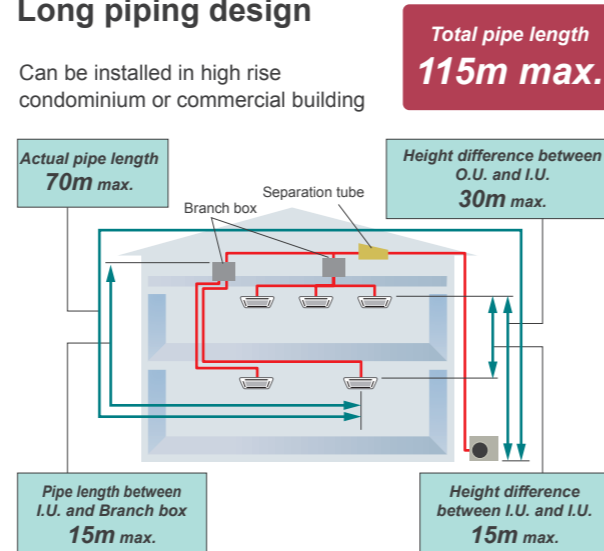
Large capacity connection

Up to 8 indoor units can be connected to one outdoor unit. A maximum of 130% indoor unit connectable capacity. Match any room layout

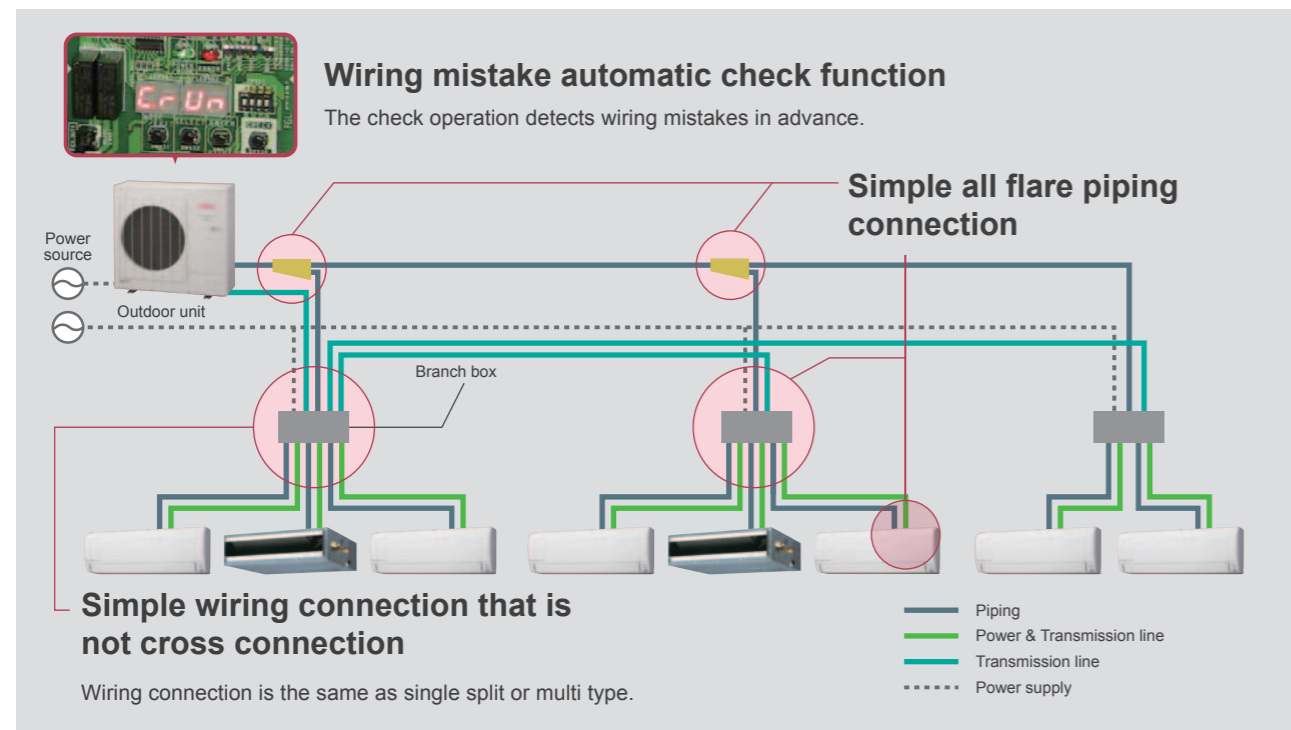


Long piping design

Can be installed in high rise condominium or commercial building

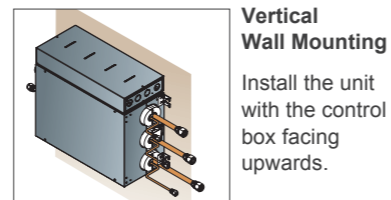
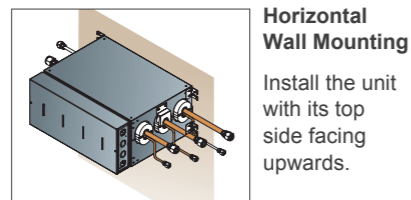
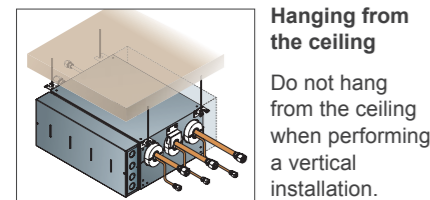


All flare piping connection and simple installation that minimizes wiring mistakes.



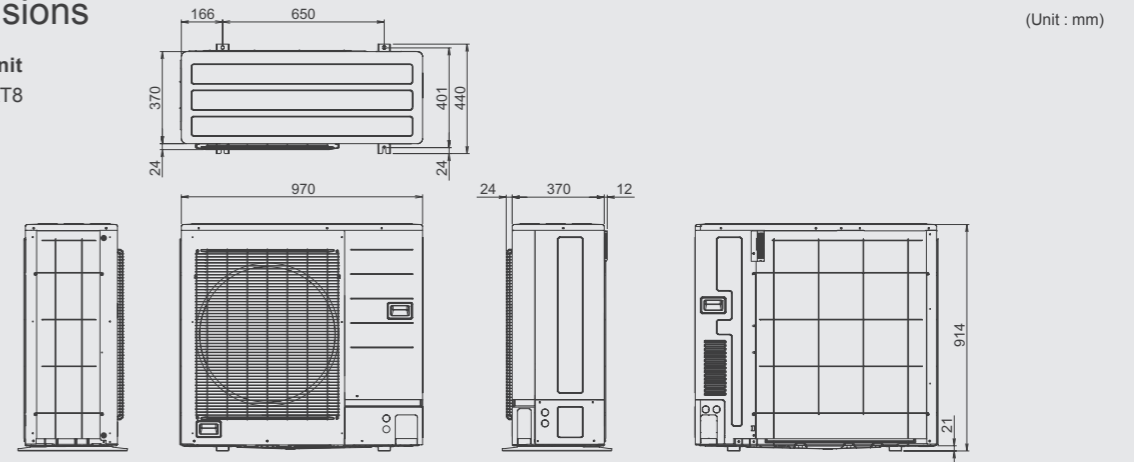
Branch Box can be mounted flexibly.

Allowed Branch Box Mounting Direction

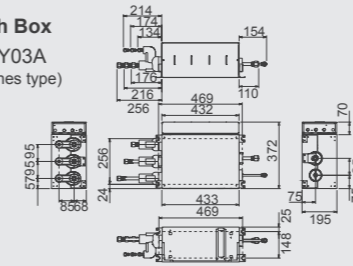


Dimensions

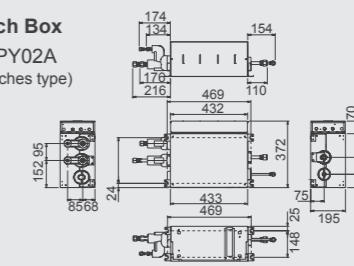
Outdoor Unit
AOYG45LAT8



Branch Box
UTP-PY03A
(3 branches type)



Branch Box
UTP-PY02A
(2 branches type)



Specifications

Model name	AOYG45LAT8	
Maximum Connectable Indoor Unit	8	
Indoor unit connectable capacity	Cooling	kW
		11.2 - 18.2
Power source	V/∅/Hz	
	230/1/50	
Rated Capacity	Cooling	kW
	Heating	kW
		14.0
		16.0
Input Power	Cooling	kW
	Heating	kW
		5.20
		5.07
Air flow rate	Cooling	m ³ /h
	Heating	m ³ /h
		4,650
		4,800
Sound pressure level	Cooling	dB(A)
	Heating	dB(A)
		56
		58
Heat exchanger fin	Plate fin coil	
Net Dimensions H x W x D	mm	
	914 x 970 x 370	
Weight	kg(lbs)	
	98 (217)	
Piping Connections (Small / Large)	mm	
	9.52/15.88	
Max Pipe Length	m	
	115 (Total)	
Max Height Difference (O.U ~ I.U)	m	
	30	
Operating range	Cooling	°CDB
	Heating	°CDB
		-5 to 46
		-15 to 24
Refrigerant	R410A	

Model name	UTP-PY03A	UTP-PY02A
Connectable indoor unit	1 to 3 Units	1 to 2 Units
Power source	1∅ 230V ~50Hz	
Available voltage range	198-264V	
Power consumption	W	10
Running current	A	0.05
Dimensions (HxWxD)	mm	
	195x433x370	
Weight	kg	
	9	
Connection pipe	Size	mm
	Method	mm
	Liquid	Main: 9.52x1, Branch:6.35x3
	Gas	Main: 15.88x1, Branch:12.7x3
	Flare	Main: 9.52x1, Branch:6.35x2
	Flare	Main: 15.88x1, Branch:12.7x2

Note: Specifications are based on the following conditions.
Power source of specifications: 230V.

Specifications of All Indoor Units

Compact wall mounted



Model No.	Indoor unit		ASYG07LU	ASYG09LU	ASYG12LU	ASYG14LU
kW Class	kW		2.0	2.5	3.5	4.0
Power Source	V/Ø/Hz		230/1/50	230/1/50	230/1/50	230/1/50
Noise	Cooling	H/M/L/Q	35/30/28/21	36/32/28/21	37/34/31/21	41/36/33/25
	Heating		35/30/28/21	36/32/28/21	37/34/31/21	41/36/34/27
Air Flow	Cooling	H/M/L/Q	570/520/470/330	600/550/470/330	660/600/530/330	710/640/570/390
	Heating		570/520/470/330	600/550/470/330	660/600/530/330	710/640/590/430
Net Dimension	mm		282x870x185	282x870x185	282x870x185	282x870x185
Weight	kg(lbs)		9.5(21)	9.5(21)	9.5(21)	9.5(21)
Pipe Size	Liquid/Gas	mm	Ø6.35/Ø9.52	Ø6.35/Ø9.52	Ø6.35/Ø9.52	Ø6.35/Ø12.7

Wall mounted



Model No.	Indoor unit		ASYG07LJ	ASYG09LJ	ASYG12LJ	ASYG18LF	ASYG24LF
kW Class	kW		2.0	2.5	3.5	5.0	7.0
Power Source	V/Ø/Hz		230/1/50	230/1/50	230/1/50	230/1/50	230/1/50
Noise	Cooling	H/M/L/Q	36/32/29/21	37/33/29/21	40/36/30/21	43/37/33/26	49/42/37/33
	Heating		36/32/29/22	37/33/29/22	40/36/31/22	42/37/33/25	48/42/37/33
Air Flow	Cooling	H/M/L/Q	560/500/430/310	600/520/430/310	660/560/450/310	900/740/620/550	1120/900/740/620
	Heating		560/500/430/330	600/520/430/330	660/560/470/330	900/740/620/550	1100/900/740/620
Net Dimension	mm		280x790x203	280x790x203	280x790x203	320x998x238	320x998x238
Weight	kg(lbs)		8(17.6)	8(17.6)	8(17.6)	14(30.8)	14(30.8)
Pipe Size	Liquid/Gas	mm	Ø6.35/Ø9.52	Ø6.35/Ø9.52	Ø6.35/Ø9.52	Ø6.35/Ø12.7	Ø6.35/Ø15.88

Floor



Model No.	Indoor unit		AGYG09LV	AGYG12LV	AGYG14LV
kW Class	kW		2.5	3.5	4.0
Power Source	V/Ø/Hz		230/1/50	230/1/50	230/1/50
Noise	Cooling	H/M/L/Q	39/34/28/22	42/36/30/22	44/38/31/22
	Heating		39/35/30/22	42/38/32/22	44/39/33/22
Air Flow	Cooling	H/M/L/Q	530/440/360/270	600/490/380/270	650/520/400/270
	Heating		530/460/380/270	600/510/410/270	650/540/430/270
Net Dimension	mm		600x740x200	600x740x200	600x740x200
Weight	kg(lbs)		14(30.7)	14(30.7)	14(30.7)
Pipe Size	Liquid/Gas	mm	Ø6.35/Ø9.52	Ø6.35/Ø9.52	Ø6.35/Ø12.7

Floor ceiling



Model No.	Indoor unit		ABYG14LV	ABYG18LV
kW Class	kW		4.0	5.0
Power Source	V/Ø/Hz		230/1/50	230/1/50
Noise	Cooling	H/M/L/Q	36/34/33/29(Under ceiling)	41/38/34/32(Under ceiling)
	Heating		39/37/36/32(Floor console)	44/41/37/35(Floor console)
Air Flow	Cooling	H/M/L/Q	640/590/540/480	780/700/560/500
	Heating		640/590/540/480	780/700/560/500
Net Dimension	mm		199x990x655	199x990x655
Weight	kg(lbs)		27(60)	27(60)
Pipe Size	Liquid/Gas	mm	Ø6.35/Ø12.7	Ø6.35/Ø12.7

Compact cassette



Model No.	Indoor unit		AUYG07LV	AUYG09LV	AUYG12LV	AUYG14LV	AUYG18LV
kW Class	kW		2.0	2.5	3.5	4.0	5.0
Power Source	V/Ø/Hz		230/1/50	230/1/50	230/1/50	230/1/50	230/1/50
Noise	Cooling	H/M/L/Q	33/31/29/27	33/31/29/27	37/33/31/28	40/35/32/29	42/37/33/29
	Heating		34/32/29/27	34/32/29/27	37/33/31/28	40/37/34/29	44/40/37/30
Air Flow	Cooling	H/M/L/Q	540/490/440/390	540/490/440/390	610/530/470/410	680/580/490/410	750/610/520/410
	Heating		540/490/440/390	540/490/440/390	610/530/470/410	700/620/550/430	800/710/600/450
Net Dimension	mm		245x570x570	245x570x570	245x570x570	245x570x570	245x570x570
Weight	kg(lbs)		15(33.1)	15(33.1)	15(33.1)	15(33.1)	15(33.1)
Panel			UTG-UFYD-W				
Pipe Size	Liquid/Gas	mm	Ø6.35/Ø9.52	Ø6.35/Ø9.52	Ø6.35/Ø9.52	Ø6.35/Ø12.7	Ø6.35/Ø12.7

Slim duct



Model No.	Indoor unit		ARYG07LL	ARYG09LL	ARYG12LL	ARYG14LL	ARYG18LL
kW Class	kW		2.0	2.5	3.5	4.0	5.0
Power Source	V/Ø/Hz		230/1/50	230/1/50	230/1/50	230/1/50	230/1/50
Noise	Cooling	H/M/L/Q	28/26/25/24	28/27/26/25	29/28/27/26	32/30/28/26	32/31/30/29
	Heating		28/26/25/24	28/26/25/24	29/28/27/24	33/30/28/25	33/32/31/29
Air Flow	Cooling	H/M/L/Q	550/490/470/440	600/550/500/450	650/600/550/480	800/700/600/480	940/880/820/750
	Heating		550/490/470/440	600/550/500/450	650/600/550/480	800/700/600/480	940/880/820/750
Net Dimension	mm		198x700x620	198x700x620	198x700x620	198x700x620	198x900x620
Weight	kg(lbs)		17(37.5)	19(41.8)	19(41.8)	19(41.8)	23(50.6)
Pipe Size	Liquid/Gas	mm	Ø6.35/Ø9.52	Ø6.35/Ø9.52	Ø6.35/Ø9.52	Ø6.35/Ø12.7	Ø6.35/Ø12.7
External static pressure			0 to 90				
Drain pump			Standard				

Multi Combination Table

2 Rooms Multi cooling

AOYG14LAC2	Combination of indoor unit		COOLING OPERATION					EER	Energy efficiency class	
			Cooling Capacity			Input Power (min-max)	EER			Energy efficiency class
			Room 1	Room 2	Total Capacity (min-max)					
			KW	KW	KW	KW				
1 Room	7	-	2.10	-	2.10 (1.2 - 2.7)	0.59 (0.30 - 0.76)	3.56	A		
	9	-	2.50	-	2.50 (1.2 - 3.2)	0.65 (0.30 - 1.03)	3.85	A		
	12	-	3.50	-	3.50 (1.2 - 3.7)	1.04 (0.30 - 1.21)	3.37	A		
2 Room	7	7	2.00	2.00	4.00 (1.4 - 4.4)	1.09 (0.35 - 1.40)	3.67	A		
	7	9	1.95	2.05	4.00 (1.4 - 4.4)	1.09 (0.35 - 1.40)	3.67	A		
	7	12	1.65	2.35	4.00 (1.4 - 4.6)	1.05 (0.35 - 1.47)	3.81	A		
	9	9	2.00	2.00	4.00 (1.4 - 4.5)	1.09 (0.35 - 1.43)	3.67	A		
	9	12	1.70	2.30	4.00 (1.4 - 4.7)	1.05 (0.35 - 1.47)	3.81	A		
	12	12	2.50	2.50	5.00 (1.7 - 5.6)	1.56 (0.35 - 1.99)	3.21	A		

AOYG18LAC2	Combination of indoor unit		COOLING OPERATION					EER	Energy efficiency class	
			Cooling Capacity			Input Power (min-max)	EER			Energy efficiency class
			Room 1	Room 2	Total Capacity (min-max)					
			KW	KW	KW	KW				
1 Room	7	-	2.10	-	2.10 (1.4 - 2.7)	0.48 (0.30 - 0.72)	4.38	A		
	9	-	2.70	-	2.70 (1.5 - 3.3)	0.80 (0.45 - 1.09)	3.38	A		
	12	-	3.50	-	3.50 (1.5 - 3.7)	1.02 (0.30 - 1.34)	3.43	A		
2 Room	7	7	2.10	2.10	4.20 (1.7 - 5.2)	1.24 (0.35 - 1.68)	3.39	A		
	7	9	2.10	2.10	4.20 (1.7 - 5.2)	1.24 (0.35 - 1.68)	3.39	A		
	7	12	1.90	3.10	5.00 (1.7 - 5.6)	1.55 (0.35 - 1.95)	3.23	A		
	9	9	2.50	2.50	5.00 (1.7 - 5.6)	1.55 (0.35 - 1.95)	3.21	A		
	9	12	2.10	2.90	5.00 (1.7 - 5.7)	1.55 (0.35 - 1.95)	3.23	A		
	12	12	2.50	2.50	5.00 (1.7 - 5.8)	1.56 (0.35 - 1.99)	3.21	A		

Note: •7:7000Btu/h / 9:9000Btu/h / 12:12000Btu/h models
 •Operating data under running indoor units are shown on the above table.
 •2 or more indoor units should be connected.
 •Cooling capacity is based on 27°CDB/19°CWB (indoor temperature), 35°CDB (outdoor temperature).
 •Pipe Length: 5m, Height difference: 0m (Outdoor unit to Indoor unit)
 •The Total ability of connected a indoor unit is up to 24000Btu from 14000Btu.

2 Rooms Multi heating

AOYG14LAC2	Combination of indoor unit		HEATING OPERATION					COP	Energy efficiency class	
			Heating Capacity			Input Power (min-max)	COP			Energy efficiency class
			Room 1	Room 2	Total Capacity (min-max)					
			KW	KW	KW	KW				
1 Room	7	-	2.70	-	2.70 (0.9 - 3.3)	0.64 (0.25 - 0.89)	4.22	A		
	9	-	3.30	-	3.30 (0.9 - 4.2)	0.87 (0.25 - 1.37)	3.79	A		
	12	-	4.00	-	4.00 (0.9 - 4.8)	1.13 (0.25 - 1.59)	3.54	A		
2 Room	7	7	2.20	2.20	4.40 (1.1 - 5.4)	1.03 (0.25 - 1.78)	4.27	A		
	7	9	2.15	2.25	4.40 (1.1 - 5.4)	1.03 (0.25 - 1.78)	4.27	A		
	7	12	1.95	2.45	4.40 (1.1 - 5.5)	1.02 (0.25 - 1.76)	4.31	A		
	9	9	2.20	2.20	4.40 (1.1 - 5.4)	1.03 (0.25 - 1.78)	4.27	A		
	9	12	2.00	2.40	4.40 (1.1 - 5.5)	1.02 (0.25 - 1.76)	4.31	A		
	12	12	2.80	2.80	5.60 (1.8 - 6.3)	1.34 (0.50 - 1.84)	4.18	A		

AOYG18LAC2	Combination of indoor unit		HEATING OPERATION					COP	Energy efficiency class	
			Heating Capacity			Input Power (min-max)	COP			Energy efficiency class
			Room 1	Room 2	Total Capacity (min-max)					
			KW	KW	KW	KW				
1 Room	7	-	2.70	-	2.70 (1.4 - 3.3)	0.64 (0.40 - 1.07)	4.22	A		
	9	-	3.30	-	3.30 (1.4 - 4.2)	0.92 (0.40 - 1.47)	3.61	A		
	12	-	4.00	-	4.00 (1.4 - 4.8)	1.14 (0.40 - 1.70)	3.51	B		
2 Room	7	7	2.70	2.70	5.40 (1.8 - 6.0)	1.24 (0.50 - 1.61)	4.37	A		
	7	9	2.50	3.00	5.50 (1.8 - 6.0)	1.36 (0.50 - 1.87)	4.04	A		
	7	12	2.30	3.30	5.60 (1.8 - 6.1)	1.38 (0.50 - 1.88)	4.06	A		
	9	9	2.80	2.80	5.60 (1.8 - 6.1)	1.41 (0.50 - 1.90)	3.97	A		
	9	12	2.40	3.15	5.50 (1.8 - 6.2)	1.38 (0.50 - 1.88)	4.07	A		
	12	12	2.80	2.80	5.60 (1.8 - 6.3)	1.34 (0.50 - 1.84)	4.18	A		

Note: •7:7000Btu/h / 9:9000Btu/h / 12:12000Btu/h models
 •Operating data under running indoor units are shown on the above table.
 •2 or more indoor units should be connected.
 •Heating capacity is based on 20°CDB (indoor temperature), 7°CDB/6°CWB (outdoor temperature).
 •Pipe Length: 5m, Height difference: 0m (Outdoor unit to Indoor unit)
 •The Total ability of connected a indoor unit is up to 24000Btu from 14000Btu.

3 Rooms Multi cooling

AOYG18LAT3	Combination of indoor unit		COOLING OPERATION					EER	Energy efficiency class	
			Cooling Capacity			Input Power (min-max)	EER			Energy efficiency class
			Room 1	Room 2	Room 3					
			KW	KW	KW	KW				
1 Room	7	-	-	-	2.30 (1.5 - 2.7)	0.65 (0.45 - 0.75)	3.54	A		
	9	-	-	-	2.70 (1.5 - 3.3)	0.80 (0.45 - 1.09)	3.38	A		
	12	-	-	-	3.50 (1.5 - 3.7)	1.09 (0.45 - 1.15)	3.21	A		
	14	-	-	-	4.20 (1.5 - 4.8)	1.16 (0.45 - 1.41)	3.62	A		
2 Room	7	7	-	-	4.60 (1.8 - 5.0)	1.22 (0.50 - 1.43)	3.77	A		
	9	7	-	-	5.00 (1.8 - 5.7)	1.35 (0.50 - 1.81)	3.70	A		
	12	7	-	-	5.00 (1.8 - 6.1)	1.34 (0.50 - 2.06)	3.73	A		
	14	7	-	-	5.30 (1.8 - 6.6)	1.34 (0.50 - 2.06)	3.96	A		
	9	9	-	-	5.00 (1.8 - 6.2)	1.35 (0.50 - 2.06)	3.70	A		
	12	9	-	-	5.00 (1.8 - 6.3)	1.35 (0.50 - 2.06)	3.70	A		
3 Room	14	9	-	-	5.30 (1.8 - 6.7)	1.35 (0.50 - 2.06)	3.93	A		
	12	12	-	-	5.10 (1.8 - 6.3)	1.35 (0.50 - 2.06)	3.78	A		
	14	12	-	-	5.30 (1.8 - 6.7)	1.35 (0.50 - 2.06)	3.93	A		
	7	7	7	-	5.40 (1.8 - 6.8)	1.34 (0.50 - 2.06)	4.03	A		
	9	7	7	-	5.40 (1.8 - 6.8)	1.35 (0.50 - 2.06)	4.00	A		
	12	7	7	-	5.40 (1.8 - 6.8)	1.35 (0.50 - 2.06)	4.00	A		
	14	7	7	-	5.40 (2.0 - 6.8)	1.35 (0.60 - 2.06)	4.00	A		
	9	9	7	-	5.40 (1.8 - 6.8)	1.35 (0.50 - 2.06)	4.00	A		
	12	9	7	-	5.40 (1.8 - 6.8)	1.35 (0.50 - 2.06)	4.00	A		
	14	9	7	-	5.40 (2.0 - 6.8)	1.35 (0.60 - 2.06)	4.00	A		
	9	9	9	-	5.40 (1.8 - 6.8)	1.35 (0.50 - 2.06)	4.00	A		
	12	9	9	-	5.40 (1.8 - 6.8)	1.35 (0.50 - 2.06)	4.00	A		

AOYG24LAT3	Combination of indoor unit		COOLING OPERATION					EER	Energy efficiency class	
			Cooling Capacity			Input Power (min-max)	EER			Energy efficiency class
			Room 1	Room 2	Room 3					
			KW	KW	KW	KW				
1 Room	7	-	-	-	2.30 (1.5 - 2.7)	0.65 (0.45 - 0.75)	3.54	A		
	9	-	-	-	2.70 (1.5 - 3.3)	0.80 (0.45 - 1.09)	3.38	A		
	12	-	-	-	3.50 (1.5 - 3.7)	1.09 (0.45 - 1.15)	3.21	A		
	14	-	-	-	4.20 (1.5 - 4.8)	1.16 (0.45 - 1.41)	3.62	A		
2 Room	18	-	-	-	5.00 (1.8 - 5.6)	1.50 (0.50 - 1.96)	3.33	A		
	7	7	-	-	4.60 (1.8 - 5.0)	1.20 (0.50 - 1.40)	3.83	A		
	9	7	-	-	5.00 (1.8 - 5.7)	1.36 (0.50 - 1.78)	3.68	A		
	12	7	-	-	5.80 (1.8 - 6.1)	1.70 (0.50 - 1.97)	3.41	A		
	14	7	-	-	6.50 (1.8 - 7.2)	1.91 (0.50 - 2.46)	3.40	A		
	18	7	-	-	6.60 (1.8 - 7.8)	1.91 (0.50 - 2.87)	3.46	A		
	9	9	-	-	5.50 (1.8 - 6.2)	1.55 (0.50 - 2.02)	3.55	A		
	12	9	-	-	6.20 (1.8 - 6.8)	1.90 (0.50 - 2.45)	3.26	A		
	14	9	-	-	6.60 (1.8 - 7.7)	1.91 (0.50 - 2.77)	3.46	A		
	18	9	-	-	6.70 (1.8 - 7.9)	1.91 (0.50 - 2.87)	3.51	A		
	12	12	-	-	6.30 (1.8 - 7.2)	1.90 (0.50 - 2.74)	3.32	A		
	14	12	-	-	6.70 (1.8 - 7.8)	1.91 (0.50 - 2.87)	3.51	A		
3 Room	18	12	-	-	6.70 (1.8 - 7.9)	1.92 (0.50 - 2.87)	3.49	A		
	7	7	7	-	6.80 (1.8 - 7.4)	1.92 (0.50 - 2.37)	3.54	A		
	9	7	7	-	6.80 (1.8 - 7.8)	1.93 (0.50 - 2.60)	3.52	A		
	12	7	7	-	6.80 (1.8 - 8.1)	1.93 (0.50 - 2.87)	3.52	A		
	14	7	7	-	6.80 (2.0 - 8.4)	1.94 (0.60 - 2.87)	3.51	A		
	18	7	7	-	6.80 (2.0 - 8.5)	1.94 (0.60 - 2.87)	3.51	A		
	9	9	7	-	6.80 (1.8 - 8.2)	1.93 (0.50 - 2.87)	3.52	A		
	12	9	7	-	6.80 (1.8 - 8.2)	1.93 (0.50 - 2.87)	3.52	A		
	14	9	7	-	6.80 (2.0 - 8.4)	1.94 (0.60 - 2.87)	3.51	A		
	18	9	7	-	6.80 (2.0 - 8.5)	1.94 (0.60 - 2.87)	3.51	A		
	12	12	-	-	6.80 (1.8 - 8.3)	1.94 (0.50 - 2.87)	3.51	A		
	14	12	7	-	6.80 (2.0 - 8.5)	1.94 (0.60 - 2.87)	3.51	A		
	9	9	9	-	6.80 (1.8 - 8.2)	1.94 (0.50 - 2.87)	3.51	A		
	12	9	9	-	6.80 (1.8 - 8.3)	1.94 (0.50 - 2.87)	3.51	A		
	14	9	9	-	6.80 (2.0 - 8.5)	1.94 (0.60 - 2.87)	3.51	A		
	18	9	9	-	6.80 (2.0 - 8.5)	1.94 (0.60 - 2.87)	3.51	A		
	12	12	9	-	6.80 (1.8 - 8.3)	1.94 (0.50 - 2.87)	3.51	A		
	14	12	9	-	6.80 (2.0 - 8.5)	1.94 (0.60 - 2.87)	3.51	A		
	12	12	12	-	6.80 (1.8 - 8.3)	1.94 (0.50 - 2.87)	3.51	A		

Note: •7:7000Btu/h / 9:9000Btu/h / 12:12000Btu/h / 14:14000Btu/h / 18:18000Btu/h models
 •Operating data under running indoor units are shown on the above table.
 •2 or more indoor units should be connected.
 •Cooling capacity is based on 27°CDB/19°CWB (indoor temperature), 35°CDB (outdoor temperature).
 •Pipe Length: 5m, Height difference: 0m (Outdoor unit to Indoor unit)
 •The Total ability of connected a indoor unit is up to 36000Btu from 14000Btu.
 *1: When ASYG18L is connected, connect at least 1 wall mounted type for 9000Btu.

3 Rooms Multi heating

AOYG18LAT3	Combination of indoor unit		HEATING OPERATION					COP	Energy efficiency class	
			Heating Capacity			Input Power (min-max)	COP			Energy efficiency class
			Room 1	Room 2	Room 3					
			KW	KW	KW	KW				
1 Room	7	-	-	-	2.70 (1.5 - 3.3)	0.83 (0.43 - 1.00)	3.25	C		
	9	-	-	-	3.30 (1.5 - 4.2)	1.00 (0.42 - 1.30)	3.30	C		
	12	-	-	-	3.80 (1.5 - 4.8)	1.26 (0.42 - 1.62)	3.02	D		
	14	-	-	-	4.80 (1.5 - 5.8)	1.30 (0.42 - 1.70)	3.69	B		
2 Room	7	7	-	-	5.40 (2.0 - 6.1)	1.59 (0.52 - 1.93)	3.40	B		
	9	7	-	-	6.00 (2.0 - 6.4)	1.87 (0.52 - 2.06)	3.21	C		
	12	7	-	-	6.30 (2.0 - 6.5)	1.98 (0.52 - 2.06)	3.18	D		
	14	7	-	-	6.80 (2.0 - 7.1)	1.92 (0.50 - 2.06)	3.54	B		

Multi Combination Table

4 Rooms Multi cooling

AOYG30LAT4	Combination of indoor unit				COOLING OPERATION							EER	Energy efficiency class
					Cooling Capacity				Input Power (min-max)	EER	Energy efficiency class		
					Room 1	Room 2	Room 3	Room 4					
1 Room	7	-	-	-	KW	KW	KW	KW	KW	0.78 (0.56 - 0.99)	2.95	C	
	9	-	-	-	KW	KW	KW	KW	KW	0.94 (0.56 - 1.25)	2.87	C	
	12	-	-	-	KW	KW	KW	KW	KW	1.24 (0.56 - 1.40)	2.82	C	
	14	-	-	-	KW	KW	KW	KW	KW	1.40 (0.57 - 1.68)	2.86	C	
	18	-	-	-	KW	KW	KW	KW	KW	1.68 (0.56 - 2.20)	3.10	B	
	24	-	-	-	KW	KW	KW	KW	KW	2.40 (0.56 - 2.86)	2.83	C	
	7	7	-	-	KW	KW	KW	KW	KW	1.42 (0.60 - 1.62)	3.24	A	
	9	7	-	-	KW	KW	KW	KW	KW	1.60 (0.60 - 2.16)	3.13	B	
	12	7	-	-	KW	KW	KW	KW	KW	2.00 (0.60 - 2.20)	2.90	C	
	14	7	-	-	KW	KW	KW	KW	KW	2.15 (0.60 - 2.50)	2.93	C	
	18	7	-	-	KW	KW	KW	KW	KW	2.10 (0.90 - 2.85)	3.29	A	
	24	7	-	-	KW	KW	KW	KW	KW	2.16 (0.90 - 3.58)	3.33	A	
	9	9	-	-	KW	KW	KW	KW	KW	1.68 (0.60 - 2.23)	3.21	A	
	12	9	-	-	KW	KW	KW	KW	KW	2.16 (0.90 - 2.50)	2.87	C	
	14	9	-	-	KW	KW	KW	KW	KW	2.35 (0.90 - 2.90)	2.85	C	
	18	9	-	-	KW	KW	KW	KW	KW	2.15 (0.90 - 3.25)	3.26	A	
	24	9	-	-	KW	KW	KW	KW	KW	2.15 (0.90 - 3.52)	3.40	A	
	12	12	-	-	KW	KW	KW	KW	KW	2.36 (0.90 - 2.80)	2.84	C	
	14	12	-	-	KW	KW	KW	KW	KW	2.18 (0.90 - 3.30)	3.17	B	
	18	12	-	-	KW	KW	KW	KW	KW	2.15 (0.90 - 3.52)	3.26	A	
	24	12	-	-	KW	KW	KW	KW	KW	2.15 (0.90 - 3.52)	3.40	A	
	14	14	-	-	KW	KW	KW	KW	KW	2.20 (0.90 - 3.40)	3.23	A	
	18	14	-	-	KW	KW	KW	KW	KW	2.20 (0.90 - 3.52)	3.27	A	
	24	14	-	-	KW	KW	KW	KW	KW	2.20 (1.10 - 3.52)	3.36	A	
18	18	-	-	KW	KW	KW	KW	KW	2.20 (1.10 - 3.52)	3.36	A		
24	18	-	-	KW	KW	KW	KW	KW	2.20 (1.10 - 3.52)	3.41	A		
7	7	7	-	KW	KW	KW	KW	KW	2.20 (0.60 - 2.44)	3.14	B		
9	7	7	-	KW	KW	KW	KW	KW	2.35 (0.90 - 2.55)	3.11	B		
12	7	7	-	KW	KW	KW	KW	KW	2.70 (2.8 - 7.2)	3.80	A		
14	7	7	-	KW	KW	KW	KW	KW	2.22 (0.68 - 3.43)	3.24	A		
18	7	7	-	KW	KW	KW	KW	KW	2.22 (0.98 - 3.55)	3.47	A		
24	7	7	-	KW	KW	KW	KW	KW	2.19 (0.98 - 3.53)	3.56	A		
9	9	7	-	KW	KW	KW	KW	KW	2.17 (0.90 - 2.90)	3.23	A		
12	9	7	-	KW	KW	KW	KW	KW	2.22 (0.68 - 3.41)	3.24	A		
14	9	7	-	KW	KW	KW	KW	KW	2.22 (0.98 - 3.56)	3.24	A		
18	9	7	-	KW	KW	KW	KW	KW	2.22 (0.98 - 3.56)	3.47	A		
24	9	7	-	KW	KW	KW	KW	KW	2.19 (0.98 - 3.53)	3.56	A		
12	12	7	-	KW	KW	KW	KW	KW	2.22 (0.68 - 3.54)	3.24	A		
14	12	7	-	KW	KW	KW	KW	KW	2.22 (0.98 - 3.56)	3.29	A		
18	12	7	-	KW	KW	KW	KW	KW	2.22 (0.98 - 3.56)	3.47	A		
24	12	7	-	KW	KW	KW	KW	KW	2.19 (0.98 - 3.56)	3.56	A		
14	14	7	-	KW	KW	KW	KW	KW	2.22 (0.98 - 3.56)	3.29	A		
18	14	7	-	KW	KW	KW	KW	KW	2.22 (1.17 - 3.58)	3.47	A		
24	14	7	-	KW	KW	KW	KW	KW	2.20 (1.17 - 3.58)	3.59	A		
18	18	7	-	KW	KW	KW	KW	KW	2.22 (1.17 - 3.58)	3.51	A		
24	18	7	-	KW	KW	KW	KW	KW	2.22 (1.17 - 3.58)	3.56	A		
9	9	9	-	KW	KW	KW	KW	KW	2.22 (0.98 - 3.42)	3.24	A		
12	9	9	-	KW	KW	KW	KW	KW	2.22 (0.98 - 3.54)	3.24	A		
14	9	9	-	KW	KW	KW	KW	KW	2.22 (0.98 - 3.57)	3.29	A		
18	9	9	-	KW	KW	KW	KW	KW	2.22 (0.98 - 3.56)	3.47	A		
24	9	9	-	KW	KW	KW	KW	KW	2.20 (1.17 - 3.54)	3.55	A		
12	12	9	-	KW	KW	KW	KW	KW	2.22 (0.98 - 3.54)	3.24	A		
14	12	9	-	KW	KW	KW	KW	KW	2.22 (0.98 - 3.57)	3.29	A		
18	12	9	-	KW	KW	KW	KW	KW	2.22 (0.98 - 3.56)	3.47	A		
24	12	9	-	KW	KW	KW	KW	KW	2.19 (0.98 - 3.56)	3.56	A		
14	14	9	-	KW	KW	KW	KW	KW	2.22 (1.17 - 3.58)	3.29	A		
18	14	9	-	KW	KW	KW	KW	KW	2.22 (1.17 - 3.58)	3.51	A		
24	14	9	-	KW	KW	KW	KW	KW	2.22 (1.17 - 3.58)	3.56	A		
18	18	9	-	KW	KW	KW	KW	KW	2.22 (1.17 - 3.58)	3.51	A		
24	18	9	-	KW	KW	KW	KW	KW	2.22 (1.17 - 3.58)	3.56	A		
7	7	7	7	KW	KW	KW	KW	KW	2.20 (0.68 - 3.41)	3.45	A		
9	7	7	7	KW	KW	KW	KW	KW	2.22 (0.68 - 3.54)	3.42	A		
12	7	7	7	KW	KW	KW	KW	KW	2.22 (0.68 - 3.54)	3.47	A		
14	7	7	7	KW	KW	KW	KW	KW	2.22 (0.98 - 3.56)	3.47	A		
18	7	7	7	KW	KW	KW	KW	KW	2.20 (0.98 - 3.55)	3.64	A		
9	9	7	7	KW	KW	KW	KW	KW	2.22 (0.98 - 3.42)	3.47	A		
12	9	7	7	KW	KW	KW	KW	KW	2.22 (0.98 - 3.55)	3.47	A		
14	9	7	7	KW	KW	KW	KW	KW	2.22 (0.98 - 3.57)	3.47	A		
18	9	7	7	KW	KW	KW	KW	KW	2.20 (1.17 - 3.55)	3.64	A		
12	12	7	7	KW	KW	KW	KW	KW	2.22 (0.98 - 3.55)	3.47	A		
14	12	7	7	KW	KW	KW	KW	KW	2.22 (0.98 - 3.57)	3.51	A		
18	12	7	7	KW	KW	KW	KW	KW	2.22 (0.98 - 3.56)	3.47	A		
24	12	7	7	KW	KW	KW	KW	KW	2.22 (0.98 - 3.57)	3.51	A		
14	14	7	7	KW	KW	KW	KW	KW	2.22 (1.17 - 3.58)	3.64	A		
18	14	7	7	KW	KW	KW	KW	KW	2.22 (1.17 - 3.58)	3.60	A		
9	9	9	7	KW	KW	KW	KW	KW	2.22 (0.98 - 3.56)	3.47	A		
12	9	9	7	KW	KW	KW	KW	KW	2.22 (0.98 - 3.56)	3.47	A		
14	9	9	7	KW	KW	KW	KW	KW	2.22 (1.17 - 3.58)	3.51	A		
18	9	9	7	KW	KW	KW	KW	KW	2.22 (1.17 - 3.56)	3.60	A		
12	12	9	7	KW	KW	KW	KW	KW	2.22 (0.98 - 3.56)	3.51	A		
14	12	9	7	KW	KW	KW	KW	KW	2.22 (1.17 - 3.58)	3.51	A		
18	12	9	7	KW	KW	KW	KW	KW	2.22 (1.17 - 3.58)	3.60	A		
24	12	9	7	KW	KW	KW	KW	KW	2.22 (1.17 - 3.58)	3.60	A		
14	14	9	7	KW	KW	KW	KW	KW	2.22 (1.17 - 3.58)	3.60	A		
18	14	9	7	KW	KW	KW	KW	KW	2.22 (1.17 - 3.58)	3.60	A		
12	12	12	7	KW	KW	KW	KW	KW	2.22 (0.98 - 3.56)	3.51	A		
14	12	12	7	KW	KW	KW	KW	KW	2.22 (1.17 - 3.58)	3.56	A		
18	12	12	7	KW	KW	KW	KW	KW	2.22 (1.17 - 3.58)	3.60	A		
24	12	12	7	KW	KW	KW	KW	KW	2.22 (1.17 - 3.58)	3.60	A		
14	14	12	7	KW	KW	KW	KW	KW	2.22 (1.17 - 3.58)	3.56	A		
18	14	12	7	KW	KW	KW	KW	KW	2.22 (1.17 - 3.58)	3.56	A		
9	9	9	9	KW	KW	KW	KW	KW	2.22 (1.17 - 3.57)	3.51	A		
12	9	9	9	KW	KW	KW	KW	KW	2.22 (1.17 - 3.57)	3.51	A		
14	9	9	9	KW	KW	KW	KW	KW	2.22 (1.17 - 3.58)	3.51	A		
18	9	9	9	KW	KW	KW	KW	KW	2.22 (1.17 - 3.58)	3.60	A		
12	12	9	9	KW	KW	KW	KW	KW	2.22 (1.17 - 3.58)	3.51	A		
14	12	9	9	KW	KW	KW	KW	KW	2.22 (1.17 - 3.58)	3.51	A		
18	12	9	9	KW	KW	KW	KW	KW	2.22 (1.17 - 3.58)	3.51	A		
24	12	9	9	KW	KW	KW	KW	KW	2.22 (1.17 - 3.58)	3.60	A		
12	12	12	12	KW	KW	KW	KW	KW	2.22 (1.17 - 3.58)	3.60	A		

Note: *7:7000Btu/h / 9:9000Btu/h / 12:12000Btu/h / 14:14000Btu/h / 18:18000Btu/h / 24:24000Btu/h models

- Operating data under running indoor units are shown on the above table.
- 3 or more indoor units should be connected.
- Cooling capacity is based on 27°CDB/19°CWB (indoor temperature), 35°CDB (outdoor temperature).
- Pipe Length: 5m, Height difference: 0m (Outdoor unit to Indoor unit)
- The Total ability of connected indoor unit is up to 49000Btu from 27000Btu.
- *1: Connection of ASYG18L + ARYG09L + ARYG09L + ARYG09L is not available. All types other than this combination can be connected.
- *2: Connection of ASYG18L + ARYG12L + ARYG09L + ARYG09L is not available. All types other than this combination can be connected.

4 Rooms Multi heating

AOYG30LAT4	Combination of indoor unit				HEATING OPERATION							COP	Energy efficiency class
					Heating Capacity				Input Power (min-max)	COP	Energy efficiency class		
					Room 1	Room 2	Room 3	Room 4					
1 Room	7	-	-	-	KW	KW	KW	KW	KW	2.70 (1.5 - 3.3)	1.00 (0.55 - 1.25)	2.70	E
	9	-	-	-	KW	KW	KW	KW	KW	3.30 (1.5 - 3.7)	1.22 (0.55 - 1.41)	2.70	E
	12	-	-	-	KW	KW	KW	KW	KW	3.80 (1.5 - 4.5)	1.40 (0.55 - 1.80)	2.71	E
	14	-	-	-	KW	KW	KW	KW	KW	4.80 (1.7 - 5.8)	1.48 (0.58 - 1.90)	3.24	C
	18	-	-	-	KW	KW	KW	KW	KW	6.00 (3.2 - 7.1)	1.90 (0.90 - 2.46)	3.16	D
	24	-	-	-	KW	KW	KW	KW	KW	8.20 (3.2 - 9.0)	2.78 (0.90 - 3.33)	2.95	D
	7	7	-	-	KW	KW	KW	KW	KW	5.40 (1.7 - 5.9)	1.58 (0.55 - 1.80)	3.42	B
	9	7	-	-	KW	KW	KW	KW	KW	6.00 (1.7 - 7.2)	1.76 (0.55 - 2.50)	3.41	B
	12	7	-	-	KW	KW	KW	KW	KW	6.50 (1.7 - 7.2)	2.20 (0.55 - 2.45)	2.95	D
	14	7	-	-	KW	KW	KW	KW	KW	7.50 (3.3 - 8.7)	2.25 (0.90 - 2.88		

Multi Combination Table

8 Rooms Multi cooling

AOYG45LAT8	Combination of indoor unit								COOLING OPERATION												
									Cooling Capacity										Input power		
									Room 1	Room 2	Room 3	Room 4	Room 5	Room 6	Room 7	Room 8	Total				
		KW	KW	KW	KW	KW	KW	KW	KW	KW	KW	KW									
2 Room	24	24	-	-	-	-	-	-	-	7.03	7.03	-	-	-	-	-	-	-	-	14.06	5.20
	18	24	-	-	-	-	-	-	-	5.27	7.03	-	-	-	-	-	-	-	-	12.30	4.24
	18	18	24	-	-	-	-	-	-	4.63	4.63	6.18	-	-	-	-	-	-	-	15.45	5.89
	18	18	18	-	-	-	-	-	-	5.01	5.01	5.01	-	-	-	-	-	-	-	15.03	5.90
	14	24	24	-	-	-	-	-	-	3.54	6.07	6.07	-	-	-	-	-	-	-	15.68	5.87
	14	18	24	-	-	-	-	-	-	3.84	4.94	6.59	-	-	-	-	-	-	-	15.37	5.90
	14	18	18	-	-	-	-	-	-	4.10	5.27	5.27	-	-	-	-	-	-	-	14.64	5.50
	14	14	24	-	-	-	-	-	-	4.10	4.10	7.03	-	-	-	-	-	-	-	15.23	5.79
	14	14	18	-	-	-	-	-	-	4.10	4.10	5.27	-	-	-	-	-	-	-	13.47	4.89
	14	14	14	-	-	-	-	-	-	4.10	4.10	4.10	-	-	-	-	-	-	-	12.30	4.24
	12	24	24	-	-	-	-	-	-	3.09	6.18	6.18	-	-	-	-	-	-	-	15.45	5.89
	12	18	24	-	-	-	-	-	-	3.52	5.01	6.88	-	-	-	-	-	-	-	15.04	5.90
	12	18	18	-	-	-	-	-	-	3.52	5.27	5.27	-	-	-	-	-	-	-	14.06	5.20
	12	14	24	-	-	-	-	-	-	3.52	4.10	7.03	-	-	-	-	-	-	-	14.65	5.50
12	14	18	-	-	-	-	-	-	3.52	4.10	5.27	-	-	-	-	-	-	-	12.89	4.57	
12	14	14	-	-	-	-	-	-	3.52	4.10	4.10	-	-	-	-	-	-	-	11.72	3.91	
12	12	24	-	-	-	-	-	-	3.52	3.52	7.03	-	-	-	-	-	-	-	14.07	5.20	
12	12	18	-	-	-	-	-	-	3.52	3.52	5.27	-	-	-	-	-	-	-	12.31	4.24	
3 Room	9	24	24	-	-	-	-	-	2.46	6.54	6.54	-	-	-	-	-	-	-	15.54	5.90	
	9	18	24	-	-	-	-	-	2.64	5.27	7.03	-	-	-	-	-	-	-	14.94	5.65	
	9	18	18	-	-	-	-	-	2.64	5.27	5.27	-	-	-	-	-	-	-	13.18	4.73	
	9	14	24	-	-	-	-	-	2.64	4.10	7.03	-	-	-	-	-	-	-	13.77	5.05	
	9	14	18	-	-	-	-	-	2.64	4.10	5.27	-	-	-	-	-	-	-	12.01	4.08	
	9	12	24	-	-	-	-	-	2.64	3.52	7.03	-	-	-	-	-	-	-	13.19	4.73	
	9	12	18	-	-	-	-	-	2.64	3.52	5.27	-	-	-	-	-	-	-	11.43	3.74	
	9	9	24	-	-	-	-	-	2.64	2.64	7.03	-	-	-	-	-	-	-	12.31	4.24	
	7	24	24	-	-	-	-	-	-	1.93	6.64	6.64	-	-	-	-	-	-	-	15.21	5.90
	7	18	24	-	-	-	-	-	-	2.05	5.27	7.03	-	-	-	-	-	-	-	14.35	5.35
	7	18	18	-	-	-	-	-	-	2.05	5.27	5.27	-	-	-	-	-	-	-	12.59	4.41
	7	14	24	-	-	-	-	-	-	2.05	4.10	7.03	-	-	-	-	-	-	-	13.18	4.73
	7	14	18	-	-	-	-	-	-	2.05	4.10	5.27	-	-	-	-	-	-	-	11.42	3.74
	7	12	24	-	-	-	-	-	-	2.05	3.52	7.03	-	-	-	-	-	-	-	12.60	4.41
	7	9	24	-	-	-	-	-	-	2.05	2.64	7.03	-	-	-	-	-	-	-	11.72	3.91
	14	14	14	18	-	-	-	-	-	3.60	3.60	3.60	4.63	-	-	-	-	-	-	15.45	5.89
	14	14	14	14	-	-	-	-	-	3.84	3.84	3.84	3.84	-	-	-	-	-	-	15.37	5.90
	12	14	18	18	-	-	-	-	-	3.04	3.54	4.55	4.55	-	-	-	-	-	-	15.68	5.87
	12	14	14	18	-	-	-	-	-	3.15	3.67	3.67	4.72	-	-	-	-	-	-	15.21	5.90
	12	14	14	14	-	-	-	-	-	3.35	3.90	3.90	3.90	-	-	-	-	-	-	15.04	5.90
	12	12	18	18	-	-	-	-	-	3.09	3.09	4.63	4.63	-	-	-	-	-	-	15.45	5.89
	12	12	14	24	-	-	-	-	-	3.04	3.04	3.54	6.07	-	-	-	-	-	-	15.69	5.87
	12	12	14	18	-	-	-	-	-	3.30	3.30	3.84	4.94	-	-	-	-	-	-	15.38	5.90
	12	12	14	14	-	-	-	-	-	3.52	3.52	4.10	4.10	-	-	-	-	-	-	15.24	5.79
	12	12	12	24	-	-	-	-	-	3.09	3.09	3.09	6.18	-	-	-	-	-	-	15.45	5.89
	12	12	12	18	-	-	-	-	-	3.35	3.35	3.35	5.01	-	-	-	-	-	-	15.05	5.90
	12	12	12	14	-	-	-	-	-	3.52	3.52	3.52	4.10	-	-	-	-	-	-	14.66	5.50
	12	12	12	12	-	-	-	-	-	3.52	3.52	3.52	3.52	-	-	-	-	-	-	14.08	5.20
	9	14	18	18	-	-	-	-	-	2.34	3.64	4.67	4.67	-	-	-	-	-	-	15.33	5.89
	9	14	14	24	-	-	-	-	-	2.30	3.57	3.57	6.12	-	-	-	-	-	-	15.57	5.88
	9	14	14	18	-	-	-	-	-	2.49	3.87	3.87	4.97	-	-	-	-	-	-	15.21	5.90
	9	14	14	14	-	-	-	-	-	2.64	4.10	4.10	4.10	-	-	-	-	-	-	14.94	5.65
	9	12	18	18	-	-	-	-	-	2.46	3.28	4.90	4.90	-	-	-	-	-	-	15.54	5.90
	9	12	14	24	-	-	-	-	-	2.34	3.12	3.64	6.23	-	-	-	-	-	-	15.33	5.89
	9	12	14	18	-	-	-	-	-	2.53	3.37	3.93	5.05	-	-	-	-	-	-	14.87	5.90
	9	12	14	14	-	-	-	-	-	2.64	3.52	4.10	4.10	-	-	-	-	-	-	14.36	5.35
	9	12	12	24	-	-	-	-	-	2.46	3.28	3.28	6.54	-	-	-	-	-	-	15.55	5.90
	9	12	12	18	-	-	-	-	-	2.64	3.52	3.52	5.27	-	-	-	-	-	-	14.95	5.65
	9	12	12	14	-	-	-	-	-	2.64	3.52	3.52	4.10	-	-	-	-	-	-	13.78	5.05
	9	12	12	12	-	-	-	-	-	2.64	3.52	3.52	3.52	-	-	-	-	-	-	13.20	4.73
	9	9	18	24	-	-	-	-	-	2.32	2.32	4.63	6.18	-	-	-	-	-	-	15.45	5.89
	9	9	18	18	-	-	-	-	-	2.51	2.51	5.01	5.01	-	-	-	-	-	-	15.04	5.90
9	9	14	24	-	-	-	-	-	2.47	2.47	3.84	6.59	-	-	-	-	-	-	15.38	5.90	
9	9	14	18	-	-	-	-	-	2.64	2.64	4.10	5.27	-	-	-	-	-	-	14.65	5.50	
9	9	14	14	-	-	-	-	-	2.64	2.64	4.10	4.10	-	-	-	-	-	-	13.48	4.89	
9	9	12	24	-	-	-	-	-	2.51	2.51	3.35	6.68	-	-	-	-	-	-	15.05	5.90	
9	9	12	18	-	-	-	-	-	2.64	2.64	3.52	5.27	-	-	-	-	-	-	14.07	5.20	
9	9	12	14	-	-	-	-	-	2.64	2.64	3.52	4.10	-	-	-	-	-	-	12.90	4.57	
9	9	9	24	-	-	-	-	-	2.64	2.64	2.64	7.03	-	-	-	-	-	-	12.32	4.24	
9	9	9	18	-	-	-	-	-	2.64	2.64	2.64	5.27	-	-	-	-	-	-	14.95	5.65	
9	9	9	14	-	-	-	-	-	2.64	2.64	2.64	4.10	-	-	-	-	-	-	13.19	4.73	
9	9	9	14	-	-	-	-	-	2.64	2.64	2.64	4.10	-	-	-	-	-	-	12.02	4.08	
9	9	9	12	-	-	-	-	-	2.64	2.64	2.64	3.52	-	-	-	-	-	-	11.44	3.74	
7	18	18	18	-	-	-	-	-	1.79	4.59	4.59	4.59	-	-	-	-	-	-	15.56	5.88	
7	14	18	18	-	-	-	-	-	1.91	3.82	4.91	4.91	-	-	-	-	-	-	15.54	5.90	
7	14	14	24	-	-	-	-	-	1.82	3.64	3.64	6.24	-	-	-	-	-	-	15.33	5.89	
7	14	14	18	-	-	-	-	-	1.96	3.93	3.93	5.05	-	-	-	-	-	-	14.87	5.90	
7	14	14	14	-	-	-	-	-	2.05	4.10	4.10	4.10	-	-	-	-	-	-	14.35	5.35	
7	12	18	24	-	-	-	-	-	1.79	3.07	4.59	6.12	-	-	-	-	-	-	15.57	5.88	
7	12	18	18	-	-	-	-	-	1.93	3.32	4.97	4.97	-	-	-	-	-	-	15.21	5.90	
7	12	14	24	-	-	-	-	-	1.91	3.28	3.82	6.54	-	-	-	-	-	-	15.54	5.90	
7	12	14	18	-	-	-	-	-	2.05	3.52	4.10	5.27	-	-	-	-	-	-	14.94	5.65	
7	12	14	14	-	-	-	-	-	2.05	3.52	4.10	4.10	-	-	-	-	-	-	13.77	5.05	
7	12	12	24	-	-	-	-	-	1.93	3.32	3.32	6.63	-	-	-	-	-	-	15.21	5.90	
7	12	12	18	-	-	-	-	-	2.05	3.52	3.52	5.27	-	-	-	-	-	-	14.36	5.35	
7	12	12	14	-	-	-	-	-	2.05	3.52	3.52	4.10	-	-	-	-	-	-	13.19	4.73	
7	12	12	12	-	-	-	-	-	2.05	3.52	3.52	3.52	-	-	-	-	-	-	12.61	4.41	
7	9	18	24	-	-	-	-	-	1.84	2.36	4.72	6.29	-	-	-	-	-				

Multi Combination Table

8 Rooms Multi heating

AOYG45LAT8	Combination of indoor unit								HEATING OPERATION										
									Heating Capacity									Input power	
									Room 1	Room 2	Room 3	Room 4	Room 5	Room 6	Room 7	Room 8	Total		
								KW	KW	KW	KW	KW	KW	KW	KW	KW	KW	KW	KW
4 Room	7	7	14	18	-	-	-	-	2.37	2.37	4.80	5.86	-	-	-	-	-	15.40	4.75
	7	7	14	14	-	-	-	-	2.37	2.37	4.80	4.80	-	-	-	-	-	14.34	4.21
	7	7	12	24	-	-	-	-	2.36	2.36	3.94	7.87	-	-	-	-	-	16.53	5.11
	7	7	12	18	-	-	-	-	2.37	2.37	3.96	5.86	-	-	-	-	-	14.56	4.46
	7	7	12	14	-	-	-	-	2.37	2.37	3.96	4.80	-	-	-	-	-	13.50	4.00
	7	7	9	24	-	-	-	-	2.37	2.37	2.99	7.91	-	-	-	-	-	15.64	4.91
	7	7	9	18	-	-	-	-	2.37	2.37	2.99	5.86	-	-	-	-	-	13.59	4.10
	7	7	7	24	-	-	-	-	2.37	2.37	2.37	7.91	-	-	-	-	-	15.02	4.60
	7	7	7	18	-	-	-	-	2.37	2.37	2.37	5.86	-	-	-	-	-	12.97	3.90
	12	12	12	12	14	-	-	-	3.51	3.51	3.51	3.51	4.26	-	-	-	-	18.32	5.98
	12	12	12	12	12	-	-	-	3.58	3.58	3.58	3.58	3.58	-	-	-	-	17.90	5.98
	9	12	14	14	-	-	-	-	2.66	3.52	3.52	4.27	4.27	-	-	-	-	18.26	5.98
	9	12	12	14	-	-	-	-	2.71	3.59	3.59	3.59	4.35	-	-	-	-	17.84	5.98
	9	12	12	12	12	-	-	-	2.85	3.77	3.77	3.77	3.77	-	-	-	-	17.95	5.87
	9	9	14	14	14	-	-	-	2.67	2.67	4.28	4.28	4.28	-	-	-	-	18.19	5.98
	9	9	12	14	18	-	-	-	2.66	2.66	3.52	4.26	5.21	-	-	-	-	18.30	5.98
	9	9	12	14	14	-	-	-	2.72	2.72	3.60	4.37	4.37	-	-	-	-	17.77	5.98
	9	9	12	12	18	-	-	-	2.71	2.71	3.58	5.30	5.30	-	-	-	-	17.88	5.98
	9	9	12	12	14	-	-	-	2.86	2.86	3.78	3.78	4.58	-	-	-	-	17.86	5.70
	9	9	12	12	12	-	-	-	2.89	2.89	3.83	3.83	3.83	-	-	-	-	17.28	5.43
	9	9	9	14	18	-	-	-	2.71	2.71	2.71	4.36	5.32	-	-	-	-	17.82	5.98
	9	9	9	14	14	-	-	-	2.86	2.86	2.86	4.59	4.59	-	-	-	-	17.77	5.56
	9	9	9	12	18	-	-	-	2.85	2.85	2.85	3.78	5.59	-	-	-	-	17.92	5.87
	9	9	9	12	14	-	-	-	2.90	2.90	2.90	3.84	4.65	-	-	-	-	17.19	5.32
	9	9	9	12	12	-	-	-	2.97	2.97	2.97	3.93	3.93	-	-	-	-	16.78	5.16
	9	9	9	9	24	-	-	-	2.70	2.70	2.70	7.14	7.14	-	-	-	-	17.94	5.98
	9	9	9	9	18	-	-	-	2.89	2.89	2.89	2.89	5.67	-	-	-	-	17.25	5.43
	9	9	9	9	14	-	-	-	2.97	2.97	2.97	2.97	4.77	-	-	-	-	16.67	5.11
	9	9	9	9	12	-	-	-	2.99	2.99	2.99	2.99	3.96	-	-	-	-	15.92	5.07
	9	9	9	9	9	-	-	-	2.99	2.99	2.99	2.99	2.99	-	-	-	-	14.95	4.60
	7	12	14	14	14	-	-	-	2.10	3.51	4.25	4.25	4.25	-	-	-	-	18.37	5.98
	7	12	12	14	14	-	-	-	2.14	3.57	3.57	4.33	4.33	-	-	-	-	17.95	5.98
	7	12	12	12	18	-	-	-	2.13	3.56	3.56	3.56	5.26	-	-	-	-	18.06	5.98
	7	12	12	12	14	-	-	-	2.25	3.76	3.76	3.76	4.56	-	-	-	-	18.10	5.87
	7	12	12	12	12	-	-	-	2.28	3.81	3.81	3.81	3.81	-	-	-	-	17.52	5.56
	7	9	14	14	18	-	-	-	2.09	2.64	4.24	4.24	5.18	-	-	-	-	18.40	5.98
	7	9	14	14	14	-	-	-	2.14	2.71	4.34	4.34	4.34	-	-	-	-	17.88	5.98
	7	9	12	14	18	-	-	-	2.13	2.69	3.57	4.32	5.28	-	-	-	-	17.99	5.98
	7	9	12	14	14	-	-	-	2.26	2.85	3.77	4.57	4.57	-	-	-	-	18.01	5.70
	7	9	12	12	18	-	-	-	2.25	2.84	3.76	3.76	5.56	-	-	-	-	18.16	5.98
7	9	12	12	14	-	-	-	2.28	2.88	3.82	3.82	4.63	-	-	-	-	17.43	5.43	
7	9	12	12	12	-	-	-	2.35	2.96	3.92	3.92	3.92	-	-	-	-	17.09	5.23	
7	9	9	18	18	-	-	-	2.13	2.69	2.69	5.27	5.27	-	-	-	-	18.04	5.98	
7	9	9	14	18	-	-	-	2.25	2.84	2.84	4.56	5.57	-	-	-	-	18.07	5.87	
7	9	9	14	14	-	-	-	2.29	2.89	2.89	4.64	4.64	-	-	-	-	17.34	5.32	
7	9	9	12	24	-	-	-	2.12	2.68	2.68	3.55	7.08	-	-	-	-	18.11	5.98	
7	9	9	12	18	-	-	-	2.28	2.88	2.88	3.81	5.64	-	-	-	-	17.49	5.56	
7	9	9	12	14	-	-	-	2.35	2.97	2.97	3.93	4.76	-	-	-	-	16.97	5.16	
7	9	9	12	12	-	-	-	2.37	2.98	2.98	3.95	3.95	-	-	-	-	16.24	5.08	
7	9	9	9	24	-	-	-	2.17	2.74	2.74	2.74	7.24	-	-	-	-	17.63	5.98	
7	9	9	9	18	-	-	-	2.35	2.96	2.96	2.96	5.81	-	-	-	-	17.05	5.23	
7	9	9	9	14	-	-	-	2.37	2.99	2.99	2.99	4.79	-	-	-	-	16.12	5.07	
7	9	9	9	12	-	-	-	2.37	2.99	2.99	2.99	3.96	-	-	-	-	15.30	4.75	
7	9	9	9	9	-	-	-	2.37	2.99	2.99	2.99	2.99	-	-	-	-	14.33	4.33	
7	7	14	14	18	-	-	-	2.12	2.12	4.30	4.30	5.25	-	-	-	-	18.10	5.98	
7	7	14	14	14	-	-	-	2.25	2.25	4.55	4.55	4.55	-	-	-	-	18.16	5.70	
7	7	12	18	18	-	-	-	2.11	2.11	3.53	5.23	5.23	-	-	-	-	18.21	5.98	
7	7	12	14	18	-	-	-	2.16	2.16	3.62	4.38	5.35	-	-	-	-	17.68	5.98	
7	7	12	14	14	-	-	-	2.28	2.28	3.80	4.61	4.61	-	-	-	-	17.58	5.43	
7	7	12	12	24	-	-	-	2.11	2.11	3.52	3.52	7.03	-	-	-	-	18.29	5.98	
7	7	12	12	14	-	-	-	2.35	2.35	3.92	3.92	4.75	-	-	-	-	17.28	5.23	
7	7	12	12	12	-	-	-	2.36	2.36	3.94	3.94	3.94	-	-	-	-	16.54	5.11	
7	7	9	18	18	-	-	-	2.16	2.16	2.72	5.34	5.34	-	-	-	-	17.73	5.98	
7	7	9	14	24	-	-	-	2.11	2.11	2.67	4.28	7.05	-	-	-	-	18.22	5.98	
7	7	9	14	18	-	-	-	2.27	2.27	2.87	4.61	5.62	-	-	-	-	17.64	5.56	
7	7	9	14	14	-	-	-	2.35	2.35	2.96	4.75	4.75	-	-	-	-	17.16	5.16	
7	7	9	12	24	-	-	-	2.15	2.15	2.72	3.60	7.18	-	-	-	-	17.80	5.98	
7	7	9	12	18	-	-	-	2.34	2.34	2.96	3.92	5.80	-	-	-	-	17.36	5.32	
7	7	9	12	14	-	-	-	2.36	2.36	2.98	3.95	4.78	-	-	-	-	16.43	5.08	
7	7	9	12	12	-	-	-	2.37	2.37	2.99	3.96	3.96	-	-	-	-	15.65	4.91	
7	7	9	9	24	-	-	-	2.27	2.27	2.86	2.86	7.56	-	-	-	-	17.81	5.70	
7	7	9	9	18	-	-	-	2.36	2.36	2.98	2.98	5.83	-	-	-	-	16.51	5.11	
7	7	9	9	14	-	-	-	2.37	2.37	2.99	2.99	4.80	-	-	-	-	15.52	4.75	
7	7	9	9	12	-	-	-	2.37	2.37	2.99	2.99	3.96	-	-	-	-	14.68	4.46	
7	7	9	9	9	-	-	-	2.37	2.37	2.99	2.99	2.99	-	-	-	-	13.71	4.10	
7	7	7	18	18	-	-	-	2.26	2.26	2.26	5.58	5.58	-	-	-	-	17.95	5.87	
7	7	7	14	24	-	-	-	2.14	2.14	2.14	4.34	7.15	-	-	-	-	17.91	5.98	
7	7	7	14	18	-	-	-	2.30	2.30	2.30	4.65	5.68	-	-	-	-	17.22	5.32	
7	7	7	14	14	-	-	-	2.36	2.36	2.36	4.77	4.77	-	-	-	-	16.62	5.08	
7	7	7	12	24	-	-	-	2.25	2.25	2.25	3.77	7.52	-	-	-	-	18.05	5.87	
7	7	7	12	18	-	-	-	2.35	2.35	2.35	3.93	5.82	-	-	-	-	16.81	5.16	
7	7	7	12	14	-	-	-	2.37	2.37	2.37	3.96	4.80	-	-	-	-	15.87	4.91	
7	7	7	12	12	-	-	-	2.37	2.37	2.37	3.96	3.96	-	-	-	-	15.03	4.60	
7	7	7	9	24	-	-	-	2.29	2.29	2.29	2.89	7.63	-	-	-	-	17.38	5.43	
7	7	7	9	18	-	-	-	2.37	2.37	2.37	2.99	5.86	-	-	-	-	15.96	5.07	
7	7	7	9	14	-	-	-	2.37	2.37	2.37	2.99	4.80	-	-	-	-	14.90	4.46	
7	7	7	9	12	-	-	-	2.37	2.37	2.37	2.99	3.96	-	-	-	-	14.06	4.21	
7	7	7	9	9	-	-	-	2.37	2.37	2.37	2.99	2.99	-	-	-	-	13.09	3.90	
7	7	7</																	

Simultaneous Multi Twin / Triple



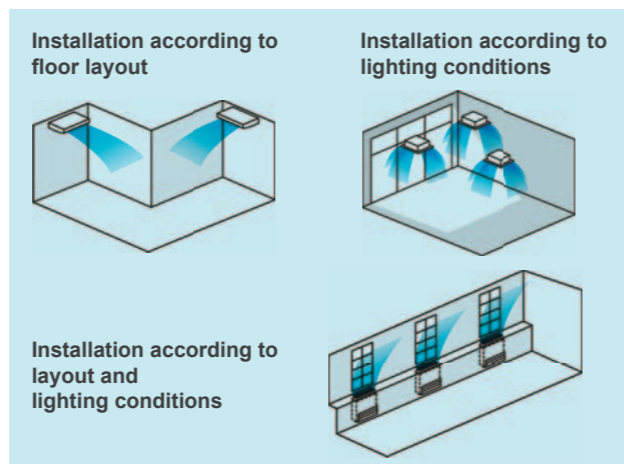
CLASS ALL
A DC
AOYG36LATT NEW

CLASS ALL
A DC
AOYG45LATT NEW

CLASS ALL
A DC
AOYG54LATT NEW

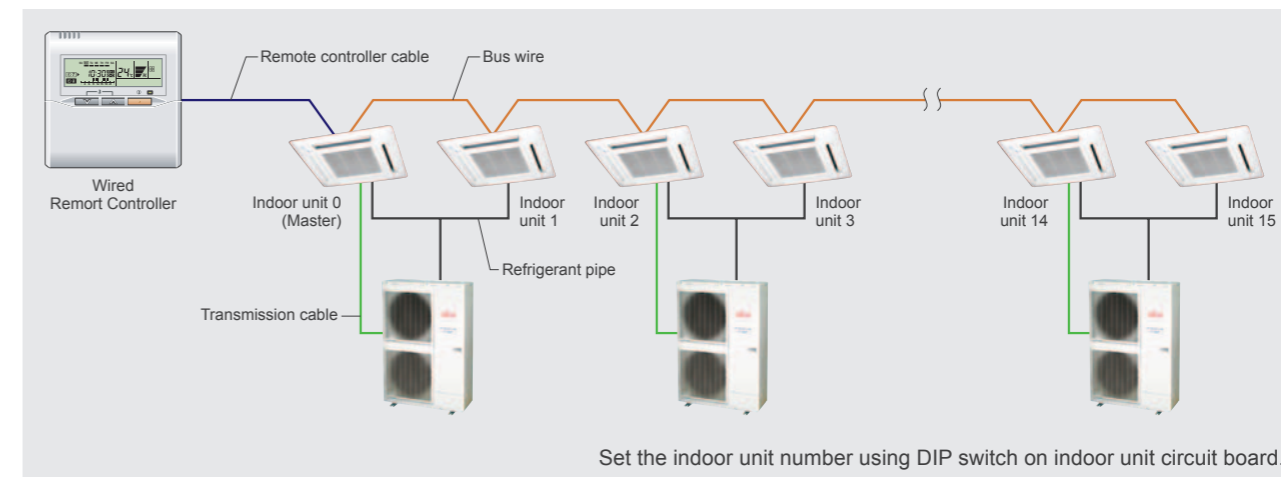
Can support various installation scenes from office to commercial space by same place multi connection of up to 3units.

Indoor units distributed layout according to the shape and number of people and lighting conditions of the room even on wide floors and atypical floors. Ideal comfortable air flow distribution can be realized.

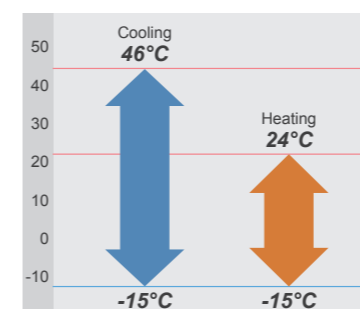


Simultaneous control

Max 16 indoor units are simultaneously controlled with a wired remote controller.



Low ambient operation

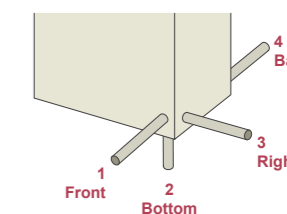


External input

Low noise mode: Suppresses night time operating sound.
Peak cut function: Suppresses maximum capacity and performs energy saving operation and can prevent breaker tripping.

Piping connection

Four directions piping connection is possible. The perfect route can be selected according to the installation.



Specifications

Model No.	Indoor unit	Compact Cassette		
		AUYG18LVLB	AUYG22LVLA	AUYG24LVLA
Power Source	V/∅/Hz	230/1/50	230/1/50	230/1/50
Air Flow (High)	Cooling H/M/L/Q m³/h	680/580/490/410	1030/830/600/450	1030/830/600/450
Net Dimension H x W x D	mm	245x570x570	245x570x570	245x570x570
Weight	kg(lbs)	15 (33)	17 (36)	17 (36)
Decoration Panel		UTG-UFYD-W	UTG-UFYD-W	UTG-UFYD-W

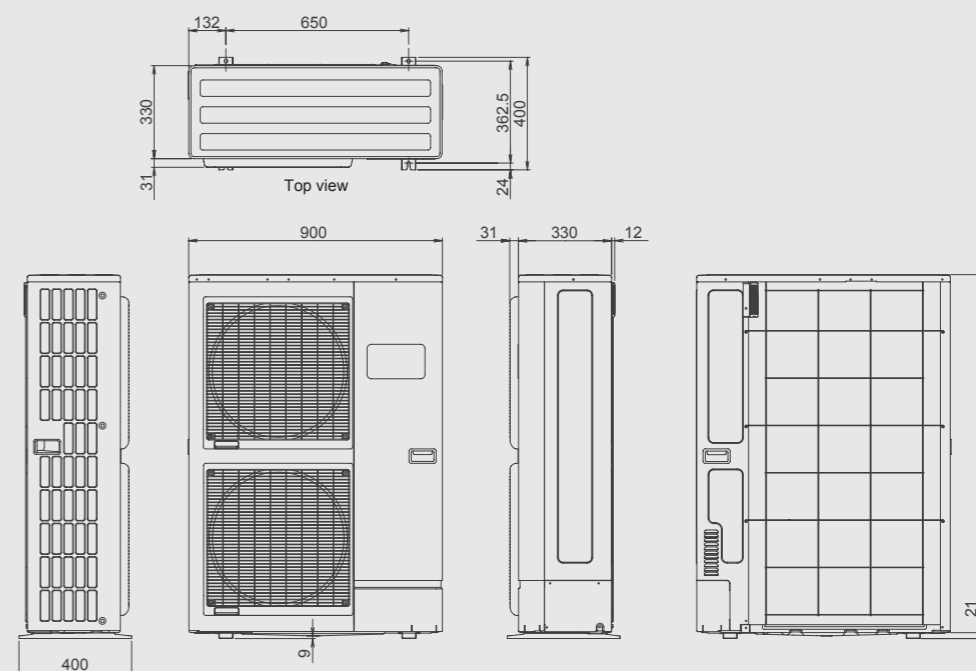
Model No.	Indoor unit	Duct			Floor/Ceiling Universal		
		ARYG18LLTB	ARYG22LMLA	ARYG24LMLA	ABYG18LVTB	ABYG22LVTA	ABYG24LVTA
Power Source	V/∅/Hz	230/1/50	230/1/50	230/1/50	230/1/50	230/1/50	
Air Flow (High)	Cooling H/M/L/Q m³/h	830/670/580/480	1100/910/750/580	780/700/560/500	980/820/680/540	980/820/680/540	
Net Dimension H x W x D	mm	198 x 900 x 620	270 x 1135 x 700	199 x 990 x 655	199 x 990 x 655	199 x 990 x 655	
Weight	kg(lbs)	23 (51)	38 (84)	27 (60)	27 (60)	27 (60)	

Model No.	Outdoor unit	AOYG36LATT			AOYG45LATT			AOYG54LATT		
		Power Source	V/∅/Hz	400/3/50	400/3/50	400/3/50	400/3/50	400/3/50	400/3/50	400/3/50
Net Dimension H x W x D	mm	1290x900x330	1290x900x330	1290x900x330	1290x900x330	1290x900x330	1290x900x330	1290x900x330	1290x900x330	
Weight	kg(lbs)	105(229)	105(229)	105(229)	105(229)	105(229)	105(229)	105(229)	105(229)	
Piping Connections (Small / Large)	mm	9.52/15.88	9.52/15.88	9.52/15.88	9.52/15.88	9.52/15.88	9.52/15.88	9.52/15.88	9.52/15.88	
Max Pipe Length (Pre-Charge)	mm	75(30)	75(30)	75(30)	75(30)	75(30)	75(30)	75(30)	75(30)	
Height Difference	mm	30	30	30	30	30	30	30	30	
Operation Range	Cooling	-15~46			-15~46			-15~46		
	Heating	-15~24			-15~24			-15~24		
Refrigerant		R410A			R410A			R410A		
Separation tube		UTP-SX236A(Twin)			UTP-SX254A(Twin)			UTP-SX254A(Twin)/UTP-SX354A(Triple)		

*Different type and capacity indoor units can not be connected.

Dimensions Models: AOYG36LATT / AOYG45LATT / AOYG54LATT

(Unit : mm)

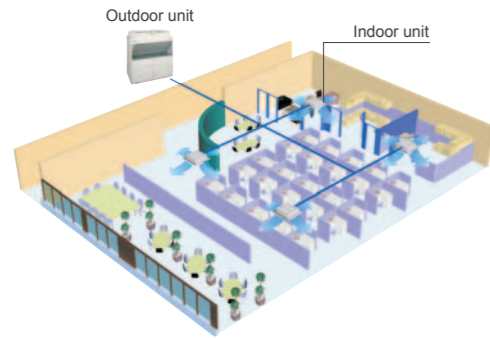


Big Multi

Simultaneous Operation

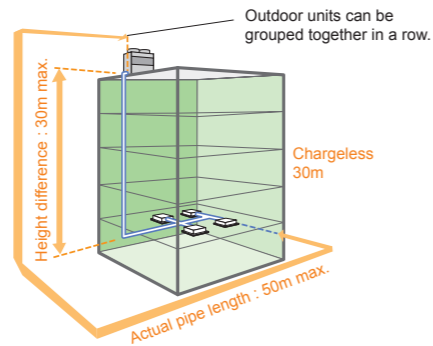
Features of System Operations

- Simultaneous Operating System suitable for large spaces such as offices, lobbies and waiting rooms of high-rise buildings.
- One controller can simultaneously control cooling or heating by 2~4 indoor units.



Indoor Unit Lineup

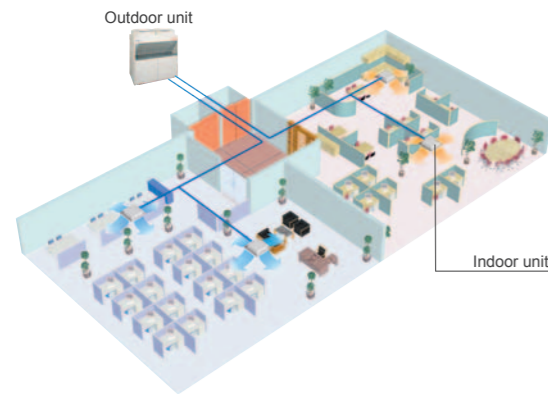
CAPACITY (BTU)	CASSETTE (COMPACT)	CASSETTE	DUCT	FLOOR/CEILING UNIVERSAL	CEILING (LARGE)
45,000		•	•		•
36,000		•	•		•
30,000		•	•		•
(25,000)		•	•		•
24,000		•	•	•	
18,000	•			•	



Individual Operation

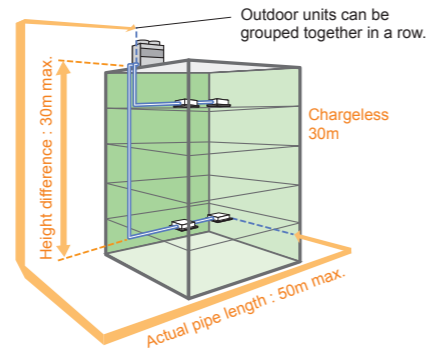
Features of System Operations

- Individual Operating System is suitable for large spaces such as hotels, commercial spaces, offices and restaurants.
- The system can cool and heat individually, because it has two refrigeration cycles.

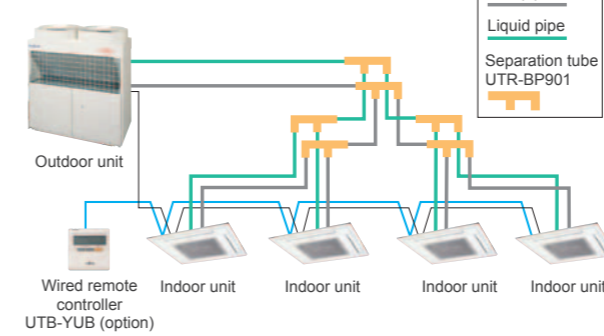


Indoor Unit Lineup

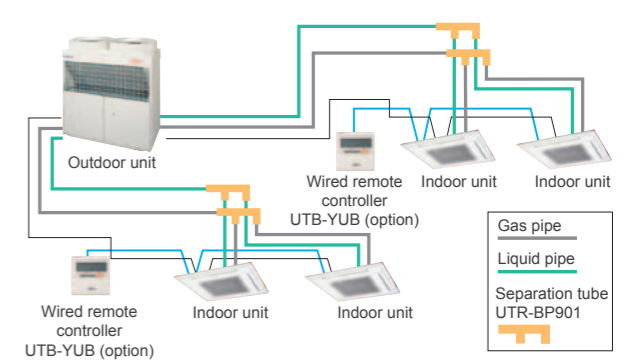
CAPACITY (BTU)	CASSETTE (COMPACT)	CASSETTE	DUCT	FLOOR/CEILING UNIVERSAL	CEILING (LARGE)
45,000		•	•		•
36,000		•	•		•
30,000		•	•		•
(25,000)		•	•		•
24,000		•	•	•	
18,000	•			•	



Refrigerant System (Simultaneous Operation)



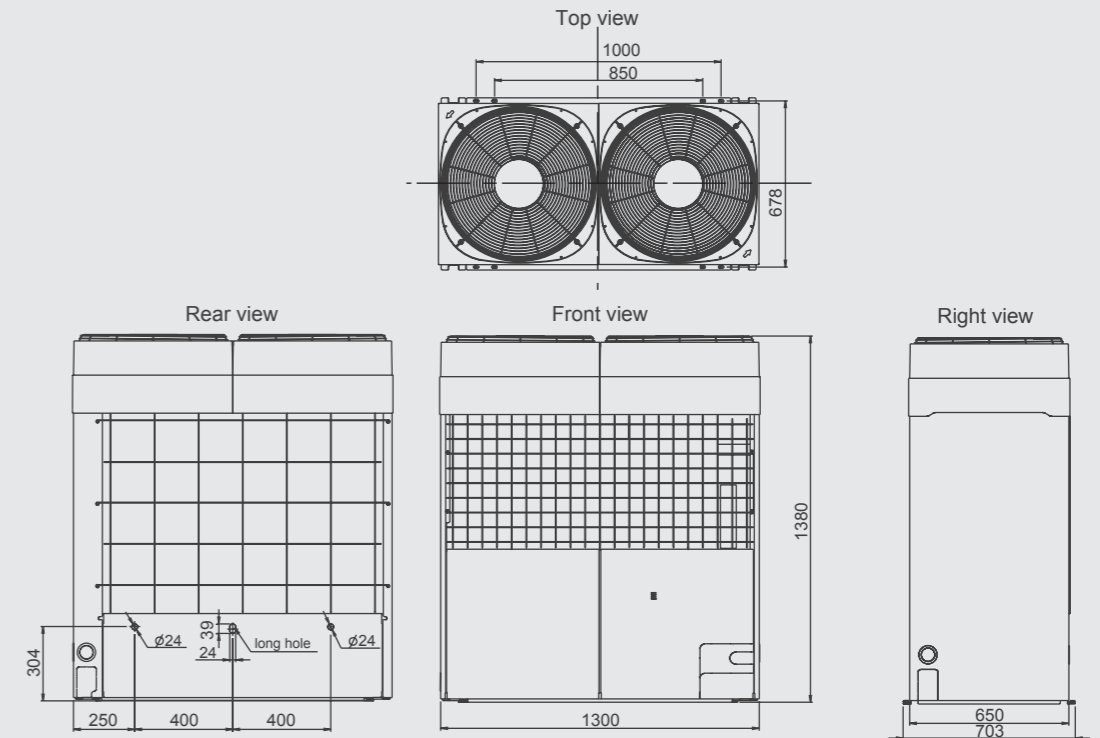
Refrigerant System (Individual Operation)



Dimensions

Models: AJYA90EATA / AJYA90TATA / AJYA90EATB / AJYA90TATB

(Unit : mm)



Specifications

Model name		ABYA18TATA	ABYA24TATA	ABYA30TATA	ABYA36TATA	ABYA45TATA	ARXA25TATA	ARXA30TATA	ARXA36TATA	ARXA45TATA
Power Source	V/ø/Hz	220-240/1/50	220-240/1/50	220-240/1/50	220-240/1/50	220-240/1/50	220-240/1/50	220-240/1/50	220-240/1/50	220-240/1/50
Capacity	Cooling	5.20~5.30	6.50~6.60	8.60~8.80	10.30~10.50	12.40~12.70	6.95~7.05	8.60~8.80	10.30~10.50	12.40~12.70
	Heating	5.50~5.60	7.60~7.70	8.80~9.10	10.50~10.70	13.40~13.70	7.60~7.85	8.80~9.10	10.50~10.70	13.40~13.70
	Cooling	17,800~18,100	22,200~22,500	29,400~30,000	35,200~36,000	42,500~43,500	23,700~24,100	29,400~30,000	35,200~36,000	42,500~43,500
	Heating	18,800~19,100	25,900~26,300	30,000~31,000	36,000~36,500	46,000~47,000	25,900~26,800	30,000~31,000	36,000~36,500	46,000~47,000
Moisture Removal	l/h	2.20	3.40	4.00	4.00	5.50	2.50	3.00	4.00	5.50
Airflow Rate	High	800	900	1,270	1,660	1,850	1,600	1,650	2,000	2,200
	Med	680	780	1,120	1,500	1,660	1,450	1,550	1,800	2,000
	Low	560	660	860	1,270	1,430	1,280	1,350	1,600	1,800
Fan Motor Output	W	30	40	160	160	160	70	275	275	275
Fan Type x Q'ty		Sirocco x 2	Sirocco x 2	Sirocco x 4	Sirocco x 4	Sirocco x 4	Sirocco x 2	Sirocco x 2	Sirocco x 2	Sirocco x 2
Net Dimension H x W x D	mm	199x990x655	199x990x655	240x1,660x700	240x1,660x700	240x1,660x700	270x1,210x700	270x1,210x700	270x1,210x700	270x1,210x700
Weight	kg	28	30	48	48	48	43	43	45	45
Connection Method		Flare	Flare	Flare	Flare	Flare	Flare	Flare	Flare	Flare
Connection Pipe Size (Small/Large)	mm	9.53/15.88	9.53/15.88	9.53/15.88	9.53/19.05	9.53/19.05	9.53/15.88	9.53/15.88	9.53/19.05	9.53/19.05
Operation Range	Cooling	18~30	18~30	18~30	18~30	18~30	18~30	18~30	18~30	18~30
	Heating	16~30	16~30	16~30	16~30	16~30	16~30	16~30	16~30	16~30
Grille		-	-	-	-	-	-	-	-	-

Model name		AJYA90EATA	AJYA90TATA	AJYA90EATB	AJYA90TATB
220-240/1/50		220-240/1/50	220-240/1/50	220-240/1/50	220-240/1/50
4.85~5.00	6.95~7.05	8.60~8.80	10.30~10.50	12.40~12.70	
5.30~5.45	7.60~7.85	8.80~9.10	10.50~10.70	13.40~13.70	
19,000~19,900	23,700~24,100	29,400~30,000	35,200~36,000	42,300~43,400	
21,000~21,600	25,900~26,800	30,000~31,100	35,800~36,500	45,800~46,800	
2.10	2.50	3.00	4.00	5.00	
650	1,170	1,270	1,500	1,650	
550	970	1,070	1,300	1,450	
490	770	880	1,100	1,200	
14	90	90	90	90	
Turbo x 1	Turbo x 1	Turbo x 1	Turbo x 1	Turbo x 1	
235x580x580(+70)	296x830x830	296x830x830	296x830x830	296x830x830	
18	38	38	40	40	
Flare	Flare	Flare	Flare	Flare	
9.53/15.88	9.53/15.88	9.53/15.88	9.53/19.05	9.53/19.05	
18~30	18~30	18~30	18~30	18~30	
16~30	16~30	16~30	16~30	16~30	
UTG-UDYD-W	-	-	-	-	

Model name		V/ø/Hz	Individual Operation		Simultaneous Operation	
			AJYA90EATA	AJYA90TATA	AJYA90EATB	AJYA90TATB
Power Source	Cooling	380-415/3/50	380-415/3/50	380-415/3/50	380-415/3/50	
	Heating	25.40	25.40	25.40	25.40	
Total Capacity	Cooling	9.40	9.40	9.40	9.40	
	Heating	-	10.00	-	10.00	
Total Input Watts	Cooling	16.20	16.20	16.20	16.20	
	Heating	63.00	63.00	63.00	63.00	
Total Ampacity	Cooling	2.70	2.70	2.70	2.70	
	Heating	-	2.86	-	2.86	
EER	Cooling	730	730	730	730	
	Heating	360	360	360	360	
COP	High	9.800	9.800	9.800	9.800	
	Low	150x2	150x2	150x2	150x2	
Fan Motor Output	W	1,380x1,300x650	1,380x1,300x650	1,380x1,300x650	1,380x1,300x650	
	kg	243	243	243	243	
Noise Level(Sound Pressure)	Indoor	57	57	57	57	
	Outdoor	27/19	27/19	27/19	27/19	
Condition	Air Temp.	20(15)	20(15)	20(15)	20(15)	
	Air Temp.	35/24	35/24	35/24	35/24	
Refrigerant	Type	R407C	R407C	R407C	R407C	
	Charge	3.1x2	3.1x2	6.00	6.00	
Pipe	Size	9.53/19.05	9.53/19.05	12.70/28.58	12.70/28.58	
	Max Height	50	50	50	50	
Operation(Outdoor)	Cooling	0~52	0~52	0~52	0~52	
	Heating	-10~21	-10~21	-10~21	-10~21	

Optional Parts List


Type	Wall Mounted										Duct						Cassette				Floor	Ceiling / Floor	Ceiling					
	Compact					Large					Slim	Compact	Medium static		High static		Compact		Large									
	ASYG 09/12LT	ASYG 07/09/12/14LU	ASYG 07/09/12LE	ASYG 14LE	ASYG 07/09/12LJ	ASYG 18/24/30LF	ARYG 07/09/12/14LLTB	ARYG 18LLTB	ARY 18UU	ARYF 24LB, ARYA 30/36LB, 45LC			ARY 25/30/36/45UU	ARYC 45/54LC	ARY 60UU	ARY 90TL	ALYF 24LB	ALYG 07/09/12/14/18LVLB	ALY 18UB	ALYA 30/36LB, 45/54LC				ALY 25/30/36/45/54UU	AGYF 09/12/14LA	AGYG 09/12/14LV	ABYF 24LB	ABYG 14/18LVTB
Controllers	● UTY-RNNYM					● UTY-RNNYM					● UTY-RNNYM	● UTY-RNNYM	● UTY-RNNYM		● UTY-RNNYM		● UTY-RNNYM	● UTY-RNNYM	● UTY-RNNYM	● UTY-RNNYM	● UTY-RNNYM	● UTY-RNNYM	● UTY-RNNYM	● UTY-RNNYM	● UTY-RNNYM	● UTY-RNNYM	● UTY-RNNYM	
Wired Remote Controller	● UTY-RNNYM					● UTY-RNNYM					● UTY-RNNYM	● UTY-RNNYM	● UTY-RNNYM		● UTY-RNNYM		● UTY-RNNYM	● UTY-RNNYM	● UTY-RNNYM	● UTY-RNNYM	● UTY-RNNYM	● UTY-RNNYM	● UTY-RNNYM	● UTY-RNNYM	● UTY-RNNYM	● UTY-RNNYM	● UTY-RNNYM	
Simple Remote Controller	● UTY-RSNYM					● UTY-RSNYM					● UTY-RSNYM	● UTY-RSNYM	● UTY-RSNYM		● UTY-RSNYM		● UTY-RSNYM	● UTY-RSNYM	● UTY-RSNYM	● UTY-RSNYM	● UTY-RSNYM	● UTY-RSNYM	● UTY-RSNYM	● UTY-RSNYM	● UTY-RSNYM	● UTY-RSNYM	● UTY-RSNYM	
Central Remote Controller	● UTY-DMMYM				● UTY-DMMYM	● UTY-DMMYM					● UTY-DMMYM	● UTY-DMMYM	● UTY-DMMYM		● UTY-DMMYM		● UTY-DMMYM	● UTY-DMMYM	● UTY-DMMYM	● UTY-DMMYM	● UTY-DMMYM	● UTY-DMMYM	● UTY-DMMYM	● UTY-DMMYM	● UTY-DMMYM	● UTY-DMMYM	● UTY-DMMYM	● UTY-DMMYM
IR Receiver Kit with Wireless Remote Controller						● UTY-LRHYM	● UTY-LRJY1	● UTY-LRHY1									● UTY-LRHYA1											
Communication Kit	● UTY-TWBXF	● UTY-XCBXE	● UTY-XCBXZ1																									
External Connect Kit	● UTY-XWZX5	● UTY-XWZX															● UTY-XWZX	● UTY-XWZX	● UTY-XWZX	● UTY-XWZX	● UTY-XWZX	● UTY-XWZX	● UTY-XWZX	● UTY-XWZX	● UTY-XWZX	● UTY-XWZX	● UTY-XWZX	● UTY-XWZX
External Control Set											● UTD-ECS5A						● UTD-ECS5A	● UTD-ECS5A										● UTD-ECS5A
Remote Sensor Unit											● UTY-XSZX																	
Auto Louver Grille Kit						● UTD-GXSA	● UTD-GXSB																					
Long Life Filter											● UTD-LF25NA	● UTD-LF60KA																
Flange											● UTD-RF204	● UTD-SF045T																● UTD-RF204
Drain Pump Unit							● UTZ-PX1BBA	● UTZ-PX1NBA																				● UTR-DPB24T
Wide Panel																	● UTG-AGYA-W											
Additional Grille																	● UTG-AGDA-W	● UTG-AGEA-W										
Panel Spacer																	● UTG-BGYA-W											
Fresh Air Intake Kit																	● UTZ-VXAA	● UTZ-VXGA										
Air Outlet Shutter Plate																	● UTR-YDZB	● UTR-YDZC										
Insulation for High Humidity																	● UTZ-KXGC	● UTZ-KXGA										
Half Concealed Kit																												● UTR-STA

Type	Single-phase		3-phase	
	Single Split (AOYA45 / 54LC)	8 Rooms Multi (AOYG45LAC8)	Single Split (AOYD36 / 45 / 54LA)	Simultaneous Multi (AOYD36 / 45 / 54LA)
Others		● UTY-XWZXZ3		● UTY-XWZXZ2
External Connect Kit		● UTY-XWZXZ3		● UTY-XWZXZ2
External Connect Kit (For Base heater)		● UTY-XWZXZ4		
Refrigerant piping parts				
Separation Tube		● UTP-SX248A		● UTP-SX236A / UTP-SX254A / UTP-SX354A
Branch Box		● UTP-PY03A / UTP-PY02A		

Refrigerant Piping Parts


Connection Units

Separation Tube
For 3-phase simultaneous multi



UTP-SX236A / UTP-SX254A

For 3-phase simultaneous multi



UTP-SX354A

For 8 Rooms Multi


Liquid pipe

Gas pipe



UTP-SX248A

Branch Box
For 8 Rooms Multi



3 zones type 2 zones type

UTP-PY03A / UTP-PY02A

Controllers

For Individual & Centralized Control

Wired Remote Controller



UTY-RNNYM

Simple Remote Controller



UTY-RSNYM

Central Remote Controller
For 8 Rooms Multi



UTY-DMMYM

Panels

For Cassette type

Decoration Panel



UTG-UDYD-W



UTG-UFYB-W / UTP-UFYD-W



UTG-UGYA-W

Optional Parts for Split & Multi Split

Others

Communication System

Communication Kit
For Compact Wall Mounted type



UTY-TWBXF / UTY-XCBXE / UTY-XCBXZ1

External Connect Kit
For Indoor Unit *Duct type is excluded.



UTY-XWZX / UTY-XWZXZ5 For LT / LU only


External Control Set
For Indoor Unit (Duct type only)

Use to connect with various peripheral devices and air conditioner PC board.



UTD-ECS5A

External Connect Kit
For Outdoor unit




For AOYD36 / 45 / 54LA, AOYD36 / 45 / 54LA

UTY-XWZXZ2



For AOYA45 / 54LC, AOYG45LAC8

UTY-XWZXZ3



For AOYG45LAC8 (For Base heater)

UTY-XWZXZ4

For Duct type

Remote Sensor Unit

New amenity space can be offered by installing the Remote sensor.

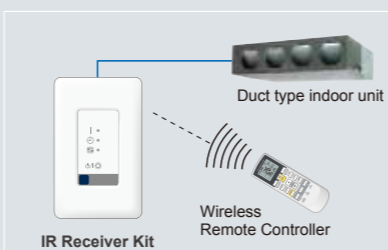


UTY-XSZX

IR Receiver Kit
For Duct type



UTY-LRHY1 / UTY-LRJY1
UTY-LRHYM

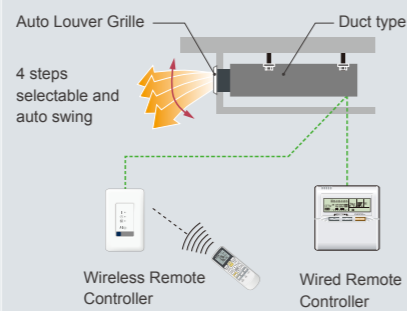



IR Receiver Kit

Wireless Remote Controller

Auto Louver Grille Kit

Simple flat Auto Louver will provide comfort airflow and harmonize with luxury interior.



UTD-GXSA (For 07 / 09 / 12 / 14 type)
UTD-GXSB (For 18 type)

Long-Life Filter



UTD-LF60KA

UTD-LF25NA

Flange



(Round)
UTD-RF204

(Square)
UTD-SF045T

Drain Pump Unit



UTZ-PX1BBA / UTZ-PX1NBA


For Cassette type

IR Receiver Kit
For Cassette type



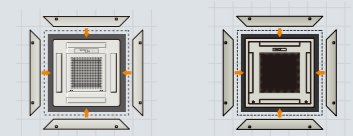
UTY-LRHYA1

Wide Panel



UTG-AGYA-W

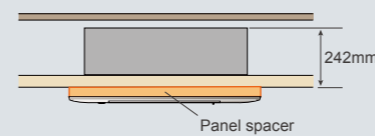
Additional Grille



UTG-AGDA-W


UTG-AGEA-W

Panel Spacer



UTG-BGYA-W

Fresh Air Intake Kit



For Compact Cassette type

UTZ-VXAA




For Cassette type

UTZ-VXGA

Air Outlet Shutter Plate

Shuts the air outlet when only using as 2 or 3 blow out.



For Compact Cassette type

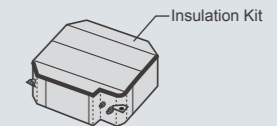
UTR-YDZB



For Cassette type

UTR-YDZC

Insulation Kit
For High Humidity



For Compact Cassette type / Cassette type

UTZ-KXGA / UTZ-KXGC

For Ceiling type

Drain Pump Unit



UTR-DPB24T

For Floor type

Half Concealed Kit

This kit is used to half conceal floor type indoor unit into the wall.



UTR-STA

AIRSTAGE™ creates a comfortable space with a wide range of series variations.

Comfort is required of spaces where people gather. VRF is a large multi system that effectively air conditions a wide range of spaces from large buildings to personal residences. This system makes a variety of spaces comfortable utilizing high environmental performance and powerful but pleasant operation.



V R F

Variable Refrigerant Flow system
For **home and buildings**

- 100** AIRSTAGE™S Heat recovery type
- 110** AIRSTAGE™J-II Heat pump type
- 116** AIRSTAGE™V-II Heat pump type
- 134** Control Systems
- 152** Optional Parts for VRF



Maximum comfort from inbuilt flexibility



Heat recovery
AO90MPCMF

High Efficiency

Operating system

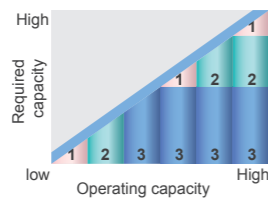
Cooling and heating can be performed simultaneously within the same refrigerant circuit. Energy savings are made by transferring heat between the indoor units when in heat recovery operation.

Cooling EER 2.98* Heating COP 3.15*

*EER/COP values are based on our own testing method.

Smooth operation delivering high efficiencies

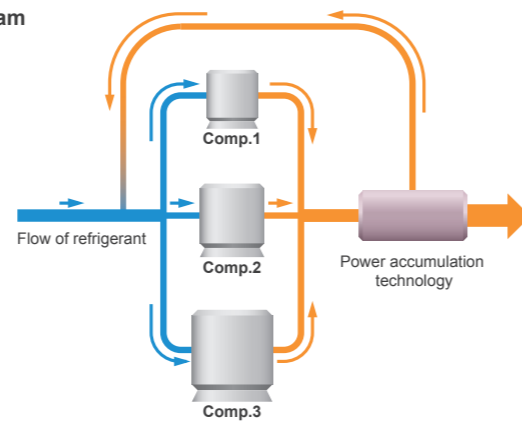
The configuration of 3 constant speed compressors with differing capacities and power accumulation technology ensure smooth step changes and highly efficient operation.



Power accumulation technology

Flow rate to the indoor unit(s) is controlled through the use of 3 differently rated compressors operating in a sequential step arrangement. While power accumulation technology controls the circulating load of the refrigerant flow between those steps.

Diagram



Comfortable Operation

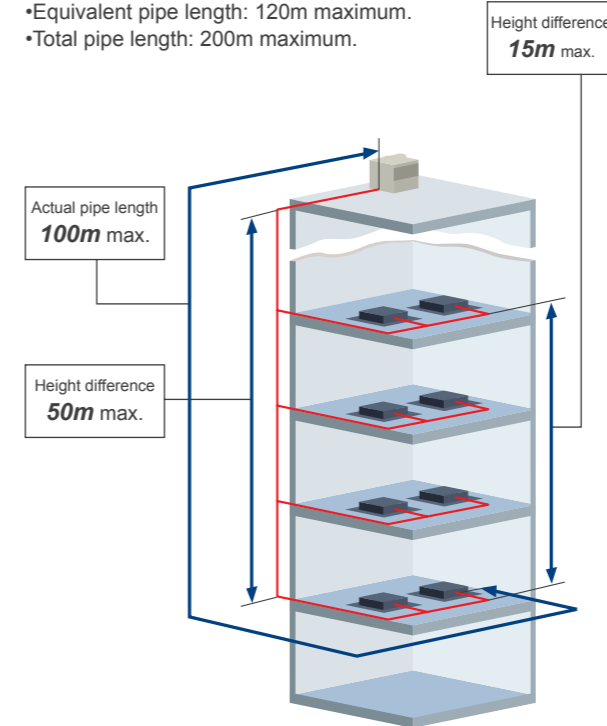
Heat recovery operation

Heat recovery operation is a cooling/heating free operation system, cooling and heating can be performed simultaneously in the same refrigerant system according to user needs. At the moment, the Heat Recovery operation is an extremely superior type that provides a still greater energy saving effect by moving heat between indoor units that are performing the cooling and heating operations. This is by having the compressors act like a pump.

Design Versatility

Long piping system design

- Equivalent pipe length: 120m maximum.
- Total pipe length: 200m maximum.



*When outdoor unit is located above indoor unit. When outdoor unit is located below the indoor unit the height difference is 40m maximum.

High capacity connection

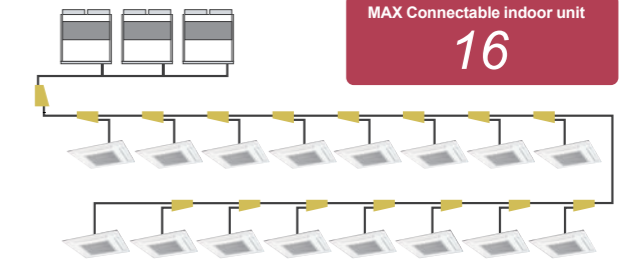
One outdoor unit can control up to 16 indoor units (28kW) of different types and capacities.

Connectable capacity of indoor units for one outdoor unit

50 to 130%

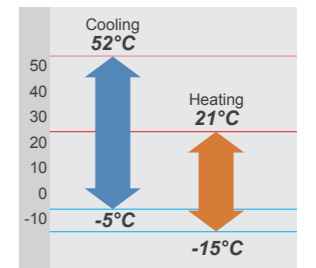
MAX Connectable indoor unit

16



Wide operating range

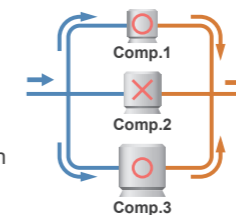
Outdoor unit operates over an outdoor temperature range of -5°C to 52°C for cooling and -15°C to 21°C for heating.



High Reliability

Recovery operation

Outdoor Unit: In the event of compressor failure an alarm is automatically triggered and the remaining compressor(s) will continue to operate, thereby ensuring continuous operation when possible.



Indoor Unit: Each indoor unit operates independently from the others and is, therefore, not affected by a failure within any part of the network.

Oil recovery operation

After a fixed period of time the oil recovery operation automatically returns accumulated oil found in the refrigerant circuit and indoor units.

Improved Comfort

Quiet operation

Operational noise has been reduced yet further through the application of a new dual casing bell-mouth and large fan. When set to silent operation, noise levels can be reduced by 5-6dB(A) compared to normal operation.

Normal operation mode 55dB(A)

Silent operation mode 50dB(A)

(380V)

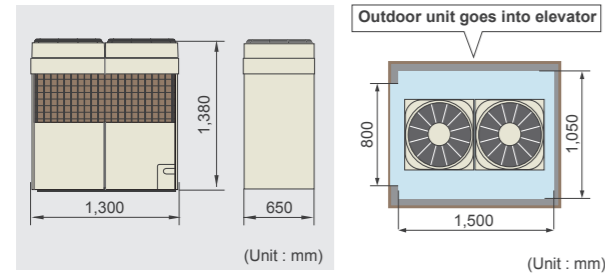
Easy Installation

Space saving

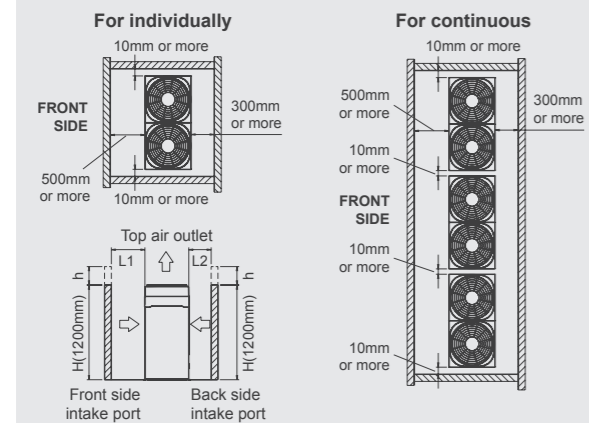
Space saving by setting side by side without space in between.

Setting size **5.72** (Unit: m²)

Dimensions



Installation space



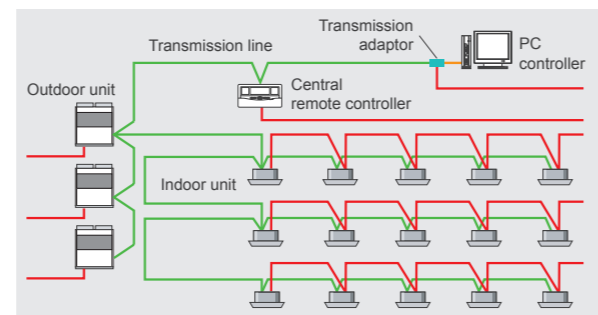
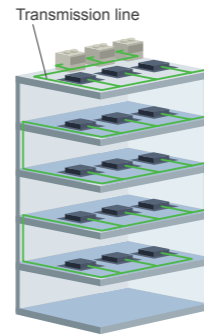
There is no height restriction for the side wall.
The height(H) of front and rear wall should be less than 1,200mm.
If the height of wall exceeds 1,200mm by h mm, add h mm to the service space width for L1 and L2.
H ≤ 1,200 : L1 ≥ 500, L2 ≥ 300 H > 1,200 + h : L1 > 500 + h, L2 > 300 + h

Easy wiring

Transmission line:
Non-polar 2-conductor transmission line prevents erroneous wiring.

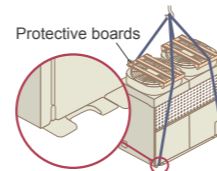
Power supply wiring:
Power supply for outdoor and indoor units is different.

- Outdoor unit
3Ø 4W 380 - 415V 50Hz
- Indoor unit
1Ø 2W 220 - 240V 50Hz



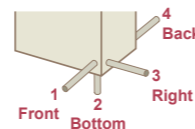
Craning into place

The outdoor unit can be lifted by crane and set down on the building roof.




Four-direction pipe

Four-direction piping allows a variety of installation configurations.
Easy installation and pipe direction setting.



Easy replacement


A pull-out plate ensures easy compressor replacement if necessary.



Easy Maintenance

Operating display

By indicating the operating status and details of failures on a PCB in the outdoor unit, better service and quick and easy maintenance are possible.



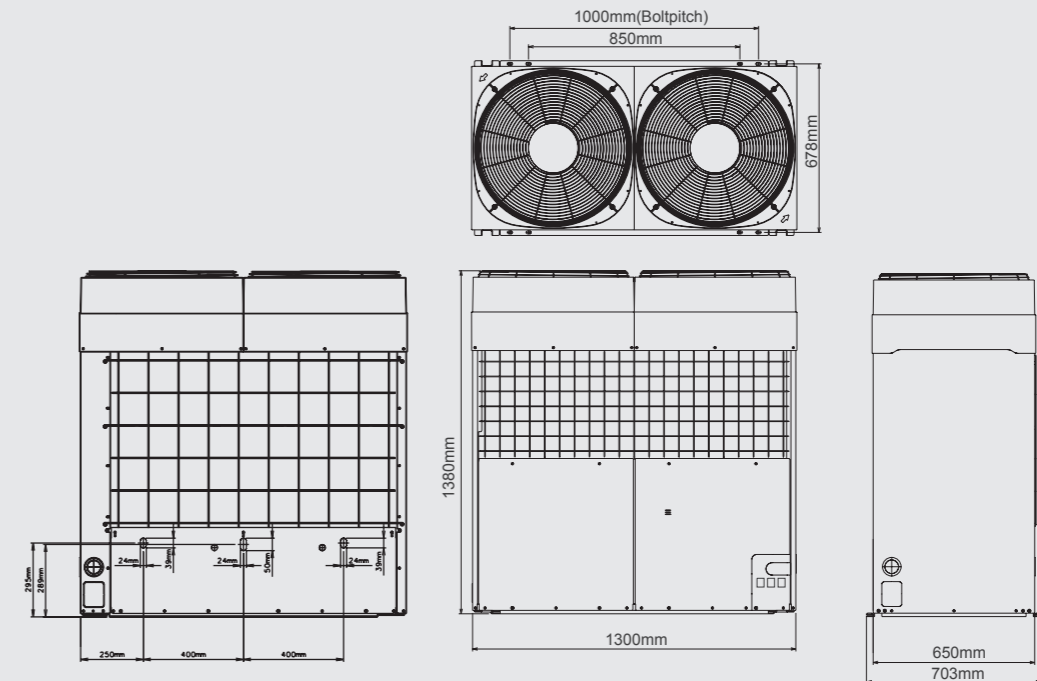
Pump down control

Pump down can be performed from the outdoor unit using the switch on the PCB.

Outdoor units specifications

Dimensions Model: AO90MPCMF

(Unit: mm)
















































Specifications

Rating Capacity range	HP	10
Model name		AO90MPCMF
Maximum Connectable Indoor Unit		16
Indoor unit connectable capacity		Cooling kW 14 to 36.4
Power source		3 phase, 380 - 415V, 50Hz
Capacity	Cooling	28.0
	Heating	31.5
Input power	Cooling	9.40
	Heating	10.0
EER	Cooling	2.98
COP	Heating	3.15
Air flow rate	High	9,800
Sound pressure level	Normal operation mode	57
	Silent operation mode	51
Compressor motor output		1.5 / 3.4 / 5.0
Heat exchanger fin		Plate fin coil
Dimensions	Height	mm 1,380
	Width	mm 1,300
	Depth	mm 650
Weight		kg 305
Refrigerant charge		kg 11.8
Connection pipe diameter	Liquid	mm ø12.70
	Gas	Discharge Gas ø19.05 / Suction Gas ø28.58
Operation range	Cooling	°C -5 to 52
	Heating	°C -15 to 21

Note : Specifications are based on the following conditions.
Cooling : Indoor temperature of 27°CDB / 19°CWB, and outdoor temperature of 35°CDB / 24°CWB.
Heating : Indoor temperature of 20°CDB / 15°CWB, and outdoor temperature of 7°CDB / 6°CWB.


Indoor units lineup

10 Types, 45 Models, Capacity range from 2.2 kW to 17.0 kW Indoor units of S series.

Capacity range (kW)	2.20	2.80	3.60	4.05	5.30		5.70	6.80	7.05	8.80	10.5	12.7	14.1	17.0
Model code	7	9	12	14	18		20	24	25	30	36	45	54	60
Compact Cassette	 AUXB07LATF	 AUXB09LATF	 AUXB12LATF	 AUXB14LATF	 AUXB18LATF									
<small>Slim Type</small> Cassette							 AUYA20LATF		 AUYA25LATF	 AUYA30LATF	 AUYA36LATF	 AUYA45LATF	 AUYA54LATF	
<small>Silent model</small> Compact Duct	 ARXB07LALF	 ARXB09LALF	 ARXB12LALF	 ARXB14LALF	 ARXB18LALF									
<small>Silent model</small> Low Static Pressure Duct									 ARXB25LATF	 ARXB30LATF	 ARXB36LATF	 ARXB45LATF		
Duct									 ARXA25LATF	 ARXA30LATF	 ARXA36LATF	 ARXA45LATF		
High Static Pressure Duct										 ARXC36LATF	 ARXC45LATF		 ARXC60LATF	
Floor / Ceiling			 ABYA12LATF	 ABYA14LATF	 ABYA18LATF			 ABYA24LATF						
Ceiling										 ABYA30LATF	 ABYA36LATF	 ABYA45LATF	 ABYA54LATF	
Wall Mounted					 ASYA18LATF			 ASYA24LATF		 ASYA30LATF				
Ceiling Wall	 AWYA07LATF	 AWYA09LATF	 AWYA12LATF	 AWYA14LATF	 AWYA18LATF			 AWYA24LATF		 AWYA30LATF				

Indoor units specifications


Compact Cassette



Model name		AUXB07LATF	AUXB09LATF	AUXB12LATF	AUXB14LATF	AUXB18LATF
Power source		230V~, 50Hz				
Capacity	Cooling	2.20	2.80	3.60	4.00	5.00
	Heating	2.50	3.20	4.10	4.50	5.45
Input power		28	28	52	52	50
Airflow rate	High	530	530	580	580	640
	Med	480	480	520	520	540
	Low	410	410	460	460	470
Sound pressure level	High	38	38	41	41	44
	Med	35	35	37	37	38
	Low	31	31	34	34	35
Dimensions (H x W x D)		230 x 570 x 570	230 x 570 x 570	230 x 570 x 570	230 x 570 x 570	230 x 570 x 570
Weight		18	18	18	18	18
Connection pipe diameter	Liquid (Flare)	ø6.35	ø6.35	ø6.35	ø6.35	ø9.52
	Gas (Flare)	ø12.7	ø12.7	ø12.7	ø12.7	ø15.88
Decoration Panel		UTG-UDYD-W (Option)				

Note : Specifications are based on the following conditions.
 Cooling : Indoor temperature of 27°CDB / 19°CWB, and outdoor temperature of 35°CDB / 24°CWB.
 Heating : Indoor temperature of 20°CDB / (15°CWB), and outdoor temperature of 7°CDB / 6°CWB.
 Pipe length : 7.5 m; Height difference between outdoor unit and indoor unit : 0 m.
 Voltage : 230 [V].


Cassette



Model name		AUYA20LATF	AUYA25LATF	AUYA30LATF	AUYA36LATF	AUYA45LATF	AUYA54LATF
Power source		230V~, 50Hz					
Capacity	Cooling	5.70	7.05	8.80	10.5	12.7	14.1
	Heating	5.80	7.85	9.10	12.7	13.7	15.8
Input power		104	124	140	175	190	219
Airflow rate	High	1,000	1,100	1,250	1,500	1,550	1,700
	Med	840	940	1,050	1,300	1,350	1,420
	Low	700	780	840	1,100	1,100	1,200
Sound pressure level	High	41	43	46	47	48.5	51.5
	Med	37	40	43	42.5	46	47.5
	Low	33	35	37	38	41	43.5
Dimensions (H x W x D)	(Main body)	246 x 830 x 830	246 x 830 x 830	246 x 830 x 830	296 x 830 x 830	296 x 830 x 830	296 x 830 x 830
	(With Panel)	265 x 940 x 940	265 x 940 x 940	265 x 940 x 940	315 x 940 x 940	315 x 940 x 940	315 x 940 x 940
Weight		34	34	34	40	40	40
Connection pipe diameter	Liquid (Flare)	ø9.52	ø9.52	ø9.52	ø9.52	ø9.52	ø9.52
	Gas (Flare)	ø15.88	ø15.88	ø15.88	ø19.05	ø19.05	ø19.05

Note : Specifications are based on the following conditions.
 Cooling : Indoor temperature of 27°CDB / 19°CWB, and outdoor temperature of 35°CDB / 24°CWB.
 Heating : Indoor temperature of 20°CDB / (15°CWB), and outdoor temperature of 7°CDB / 6°CWB.
 Pipe length : 7.5 m; Height difference between outdoor unit and indoor unit : 0 m.
 Voltage : 230 [V].

Compact Duct Low Static Pressure Duct Duct



Model name		ARXB07 LALF	ARXB09 LALF	ARXB12 LALF	ARXB14 LALF	ARXB18 LALF	ARXB25 LATF	ARXB30 LATF	ARXB36 LATF	ARXB45 LATF	ARXA25 LATF	ARXA30 LATF	ARXA36 LATF	ARXA45 LATF
Power source		230V~, 50Hz												
Capacity	Cooling	2.20	2.80	3.60	4.00	5.30	7.00	8.80	10.5	12.7	7.00	8.80	10.5	12.7
	Heating	2.50	3.20	4.10	4.80	5.60	7.70	9.50	12.7	14.3	7.70	9.50	12.7	14.3
Input power		31.2	32.6	55.0	63.0	103.0	155	171	216	246	161	172	220	312
Airflow rate	High	330	370	560	610	950	1,090	1,200	1,440	1,580	1,100	1,400	1,750	1,800
	Med	300	340	500	550	790	970	1,090	1,270	1,450	1,000	1,300	1,650	1,600
	Low	270	310	420	470	620	870	970	1,160	1,320	900	1,200	1,550	1,500
Static pressure range		0 to 50	0 to 50	0 to 50	0 to 50	0 to 50	0 to 80	0 to 80	0 to 80	0 to 80	30 to 150	30 to 150	30 to 150	30 to 150
Sound pressure level	High	29	31	30	31	40	29	31	35	37	38	40	43	44
	Med	27	29	28	29	35	26	28	32	35	36	38	41	42
	Low	24	27	25	26	30	24	26	30	33	34	36	39	40
Dimensions (H x W x D)		217x663x595	217x663x595	217x953x595	217x953x595	217x953x595	270x1,135x700	270x1,135x700	270x1,135x700	270x1,135x700	270x1,135x700	270x1,135x700	270x1,135x700	270x1,135x700
Weight		18	18	25	25	25	43	43	43	45	43	43	43	45
Connection pipe diameter	Liquid (Flare)	ø6.35	ø6.35	ø6.35	ø6.35	ø9.52	ø9.52	ø9.52	ø9.52	ø9.52	ø9.52	ø9.52	ø9.52	ø9.52
	Gas (Flare)	ø12.7	ø12.7	ø12.7	ø12.7	ø15.88	ø15.88	ø15.88	ø19.05	ø19.05	ø15.88	ø15.88	ø19.05	ø19.05

Note : Specifications are based on the following conditions.
 Cooling : Indoor temperature of 27°CDB / 19°CWB, and outdoor temperature of 35°CDB / 24°CWB.
 Heating : Indoor temperature of 20°CDB / (15°CWB), and outdoor temperature of 7°CDB / 6°CWB.
 Pipe length : 7.5 m; Height difference between outdoor unit and indoor unit : 0 m.
 Voltage : 230 [V]; Standard static pressure : 0 Pa (ARXB07LALF, ARXB09LALF, ARXB12LALF, ARXB14LALF, ARXB18LALF, ARXB25LATF, ARXB30LATF, ARXB36LATF, ARXB45LATF)
 Voltage : 230 [V]; Standard static pressure : 100 Pa (ARXA25LATF, ARXA30LATF, ARXA36LATF, ARXA45LATF)

High Static Pressure Duct



Model name		ARXC36LATF	ARXC45LATF	ARXC60LATF
Power source		230V~, 50Hz		
Capacity	Cooling	10.5	12.7	17.0
	Heating	12.7	14.3	18.2
Input power		405	427	427
Airflow rate	High	2,500	3,500	3,500
	Med	1,950	3,000	3,000
	Low	1,450	2,460	2,460
Static pressure range		100 to 200	100 to 250	100 to 250
Sound pressure level	High	45	49	49
	Med	38	45	45
	Low	32	42	42
Dimensions (H x W x D)		400 x 1,050 x 500	400 x 1,050 x 500	400 x 1,050 x 500
Weight		45	45	50
Connection pipe diameter	Liquid (Flare)	ø9.52 (Flare)	ø9.52 (Flare)	ø9.52 (Flare)
	Gas (Flare)	ø19.05 (Flare)	ø19.05 (Flare)	ø19.05 (Flare)

Note : Specifications are based on the following conditions.
 Cooling : Indoor temperature of 27°CDB / 19°CWB, and outdoor temperature of 35°CDB / 24°CWB.
 Heating : Indoor temperature of 20°CDB / (15°CWB), and outdoor temperature of 7°CDB / 6°CWB.
 Pipe length : 7.5 m; Height difference between outdoor unit and indoor unit : 0 m.
 Voltage : 230 [V]; Standard static pressure : 100 Pa (ARXC36LATF, ARXC45LATF, ARXC60LATF)

Indoor units specifications

Floor / Ceiling



Model name		ABYA12LATF	ABYA14LATF	ABYA18LATF	ABYA24LATF
Power source		230V~, 50Hz			
Capacity	Cooling	3.60	4.05	5.30	6.60
	Heating	4.10	5.00	5.60	7.70
Input power		57	57	88	88
Airflow rate	High	640	640	780	880
	Med	560	560	650	740
	Low	480	480	550	630
Sound pressure level	High	40	40	46	48
	Med	37	37	41.5	45
	Low	34	34	37	41
Dimensions (H x W x D)		199 x 990 x 655	199 x 990 x 655	199 x 990 x 655	199 x 990 x 655
Weight		28	28	28	28
Connection pipe diameter	Liquid (Flare)	ø6.35	ø6.35	ø9.52	ø9.52
	Gas (Flare)	ø12.7	ø12.7	ø15.88	ø15.88

Note : Specifications are based on the following conditions.
 Cooling : Indoor temperature of 27°CDB / 19°CWB, and outdoor temperature of 35°CDB / 24°CWB.
 Heating : Indoor temperature of 20°CDB / (15°CWB), and outdoor temperature of 7°CDB / 6°CWB.
 Pipe length : 7.5 m; Height difference between outdoor unit and indoor unit : 0 m.
 Voltage : 230 [V].

Ceiling



Model name		ABYA30LATF	ABYA36LATF	ABYA45LATF	ABYA54LATF
Power source		230V~, 50Hz			
Capacity	Cooling	8.80	10.5	12.7	14.1
	Heating	9.10	12.7	13.7	15.8
Input power		124	144	160	180
Airflow rate	High	1,450	1,660	1,850	2,200
	Med	1,280	1,500	1,660	2,000
	Low	980	1,270	1,430	1,800
Sound pressure level	High	42	45	48	52
	Med	39	42	46	50
	Low	35	37	41	46
Dimensions (H x W x D)		240 x 1,660 x 700	240 x 1,660 x 700	240 x 1,660 x 700	240 x 1,660 x 700
Weight		48	48	48	48
Connection pipe diameter	Liquid (Flare)	ø9.52	ø9.52	ø9.52	ø9.52
	Gas (Flare)	ø15.88	ø19.05	ø19.05	ø19.05

Note : Specifications are based on the following conditions.
 Cooling : Indoor temperature of 27°CDB / 19°CWB, and outdoor temperature of 35°CDB / 24°CWB.
 Heating : Indoor temperature of 20°CDB / (15°CWB), and outdoor temperature of 7°CDB / 6°CWB.
 Pipe length : 7.5 m; Height difference between outdoor unit and indoor unit : 0 m.
 Voltage : 230 [V].

Wall Mounted



Model name		ASYA18LATF	ASYA24LATF	ASYA30LATF
Power source		230V~, 50Hz		
Capacity	Cooling	5.40	6.90	8.00
	Heating	5.60	7.80	8.80
Input power		38	50	60
Airflow rate	High	800	970	1,040
	Med	650	870	910
	Low	550	750	730
Sound pressure level	High	41	45	47.5
	Med	36.5	41	44
	Low	33	37	39.5
Dimensions (H x W x D)		320 x 1,120 x 220	320 x 1,120 x 220	320 x 1,120 x 220
Weight		16	16	16
Connection pipe diameter	Liquid (Flare)	ø9.52	ø9.52	ø9.52
	Gas (Flare)	ø15.88	ø15.88	ø15.88

Ceiling Wall



Model name		AWYA07LATF	AWYA09LATF	AWYA12LATF	AWYA14LATF	AWYA18LATF	AWYA24LATF	AWYA30LATF
Power source		230V~, 50Hz						
Capacity	Cooling	2.20	2.80	3.60	4.30	5.40	6.90	8.00
	Heating	2.50	3.20	4.10	4.90	5.60	7.80	8.80
Input power		16	19	20	21	30	40	50
Airflow rate	High	380	480	600	650	760	900	950
	Med	330	420	520	570	660	780	870
	Low	290	390	470	490	560	650	780
Sound pressure level	High	34	35	35	37	40	44	47
	Med	32	32	33	35	37	41	45
	Low	30	30	31	32	34	37	42
Dimensions (H x W x D)		270 x 1,150 x 285	270 x 1,150 x 285	270 x 1,150 x 285	270 x 1,150 x 285	270 x 1,150 x 285	270 x 1,150 x 285	270 x 1,150 x 285
Weight		16	16	16	16	16	16	16
Connection pipe diameter	Liquid (Flare)	ø6.35	ø6.35	ø6.35	ø6.35	ø9.52	ø9.52	ø9.52
	Gas (Flare)	ø12.7	ø9.52	ø12.7	ø12.7	ø15.88	ø15.88	ø15.88

Note : Specifications are based on the following conditions.
 Cooling : Indoor temperature of 27°CDB / 19°CWB, and outdoor temperature of 35°CDB / 24°CWB.
 Heating : Indoor temperature of 20°CDB / (15°CWB), and outdoor temperature of 7°CDB / 6°CWB.
 Pipe length : 7.5 m; Height difference between outdoor unit and indoor unit : 0 m.
 Voltage : 230 [V].

Fujitsu General provides air conditioning systems for a wide range of applications from small office buildings and stores to large houses.



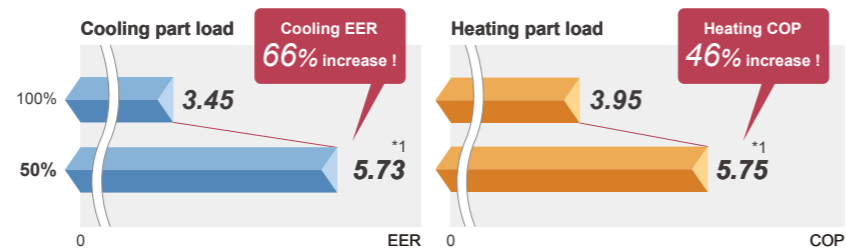
Heat pump
AJYA36LALH NEW AJYA45LALH NEW AJYA54LALH NEW

High Energy Saving

High seasonal efficiency

Our advanced high-efficiency technology achieves high performance within the actual usage performance range (50% load).

Conditions :
 Connected indoor units: AUXD30LALH+AUXD24LALH
 Cooling : indoor temp. of 27°CDB / 19°CWB, outdoor temp. of 35°CDB / 24°CWB
 Heating : indoor temp. of 20°CDB / 15°CWB, outdoor temp. of 7°CDB / 6°CWB
 *1. The data refers to a 6HP class outdoor unit.




Advanced high efficiency technology

Large propeller fan :
 High performance and low noise realized by large propeller and optimization of angle.

DC fan motor :
 Miniaturized, low noise, high efficiency, multi-stage DC fan motor is mounted.

Large heat exchanger :
 Heat exchange performance is substantially improved by mounting of 3-row large heat exchanger.



DC inverter control :
 Efficiency is improved by mounting of new active filter module.

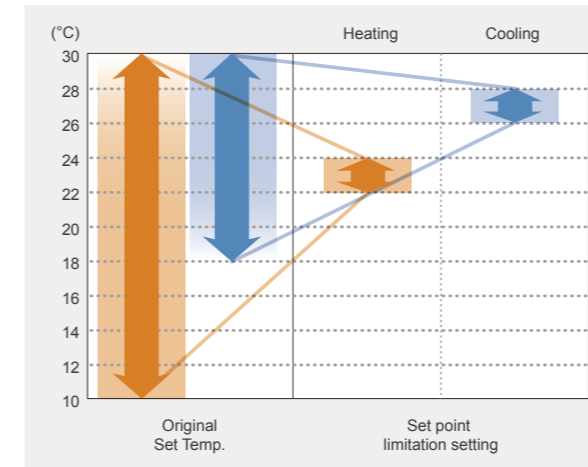
Subcool heat exchanger :
 Cooling performance is improved by mounting of dual tube heat exchanger.

DC twin rotary compressor :
 Efficiency in all load regions is good. Especially good performance from low to medium at normal operation.

Various Energy Saving Function

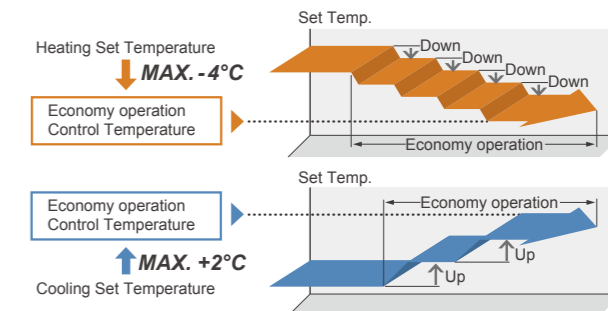
Room temperature set point limitation

The minimum and maximum temperature range can be set.



Economy operation

The temperature setting is offset automatically over a certain period of time.



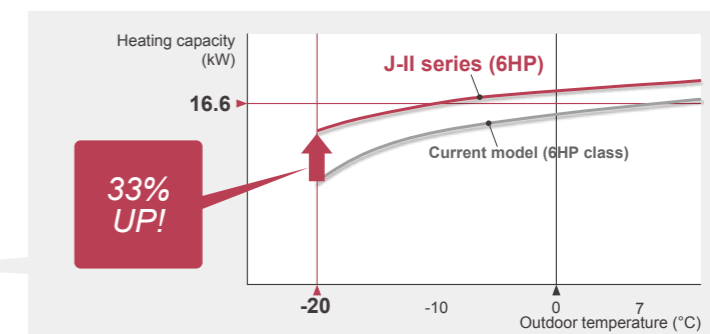
Capacity save operation

The power consumption at peak is cut down.

More Comfort

Powerful Heating

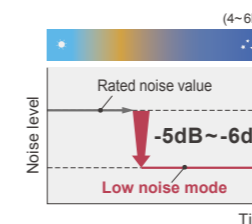
Heating capacity is improved at low outdoor temperature by our advanced technology.



Low Noise Design

Low noise design of outdoor unit
 Significantly reduced noise by optimized airflow structure design of outdoor unit

Low noise mode
 Outdoor unit can be switched to silent mode, depending on the installation environment.



Various Comfort Control Function

Easy auto changeover function
 At the auto mode, cooling and heating mode is switched automatically to maintain the setting temperature.

Non-stop oil recovery operation
 The product continues to operate without stopping the cooling or heating operation during oil recovery modes

Auto louver grill
 (Option for Slim Duct)
 Auto louver grille provides comfort and efficient heating with louver controlled ductable outlet.

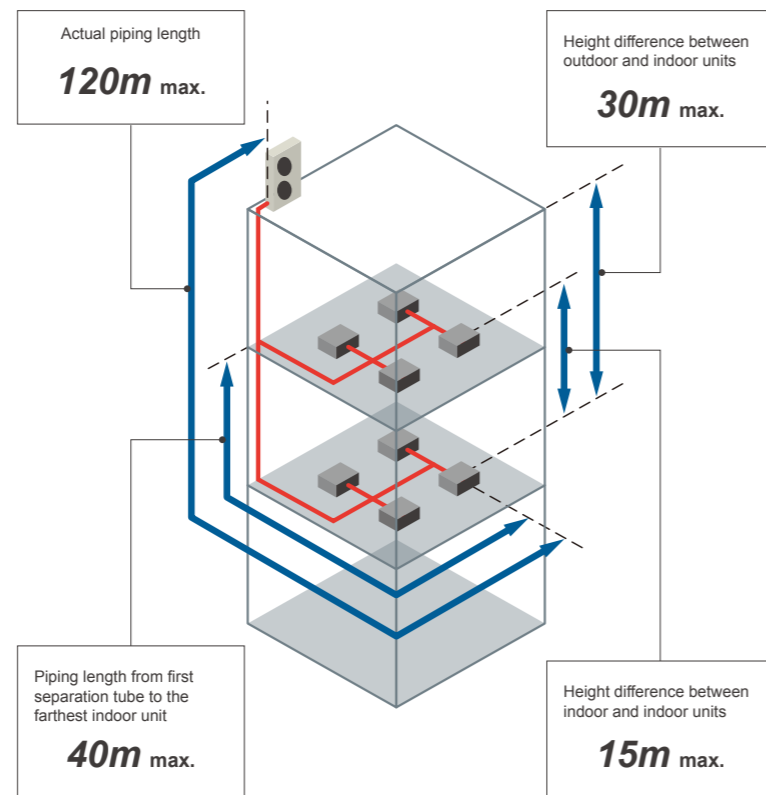


More Design Flexibility

Long Piping Length

Our advanced refrigerant control technology allows us to achieve a total refrigerant piping length of 180 m. This opens up new possibilities in system design.

Total pipe length
180m max.

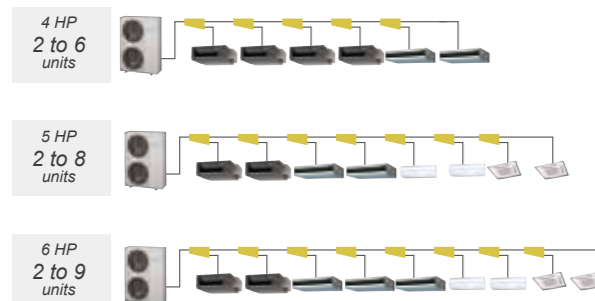


High Capacity Connection

Indoor unit
12 types, 52 models

Connectable indoor unit capacity range
130% max.

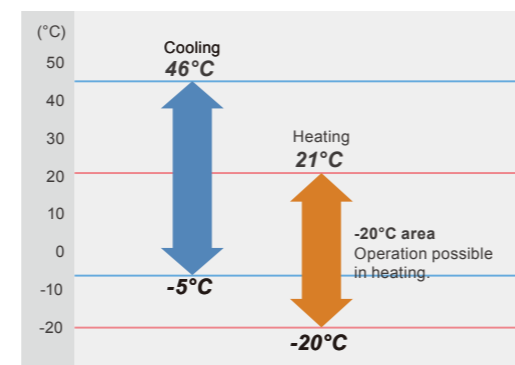
Number of connectable indoor unit



Wide operating range

Installation in extreme temperature conditions is possible due to an increase in operational range.

Cooling : -5°C~46°C
Heating : -20°C~21°C

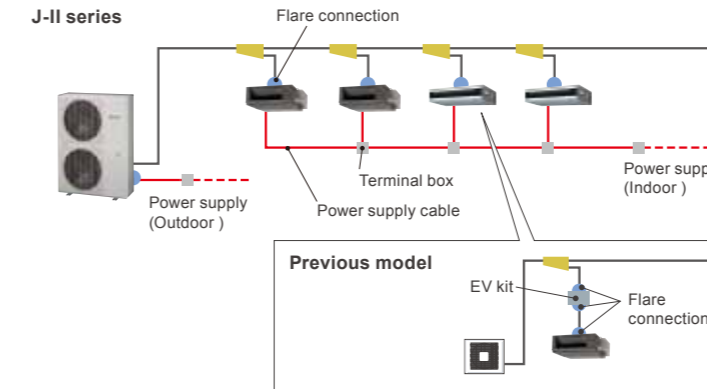


Easy Installation

Easier Installation

Our advanced refrigerant control technology allows us to achieve a total refrigerant piping length of 180 m. This opens up new possibilities in system design.

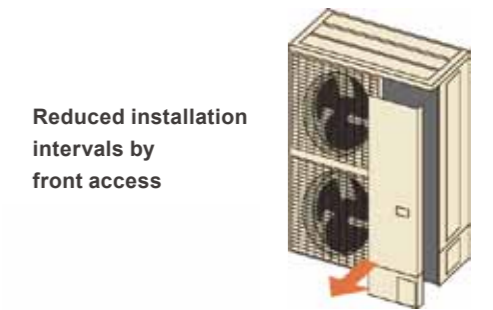
Easy piping connection : Improvement of the reliability by decreasing the flare connection.



Easy wiring connection

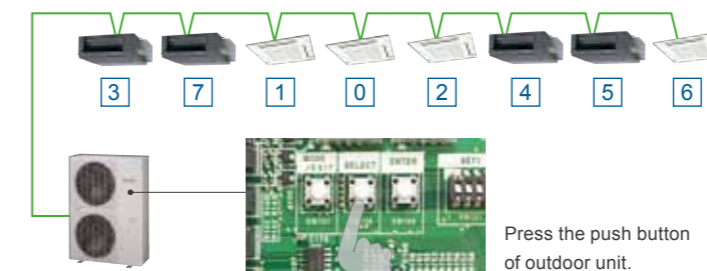
- Decreasing wiring mistakes by using non-polar 2 wires. (Remote controller cable is 3 wires)
- Improvement of wiring installation by common with V-II power supply method.

Flexible installation of outdoor unit : Corresponds to the outdoor unit concentration installation.




Convenient Commissioning Support

Automatic address setting function : The address of each indoor unit can be automatically set by button switch of outdoor unit.



Press the push button of outdoor unit.

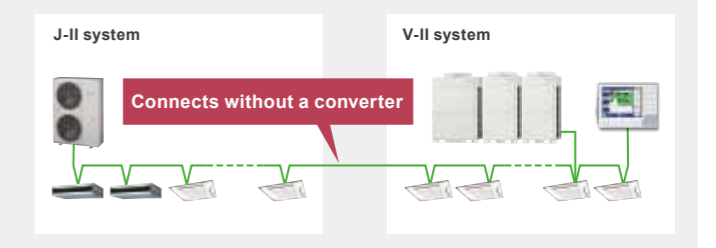
Connection check function : Possible to confirm whether wiring connection and address setting are correct by check run function for a short time.



- Display connected indoor unit numbers
- Duplicately set address number of indoor unit can be displayed

Easy to connect with V-II communication system


It is possible to connect directly with the transmission cable of the V-II system without converter.



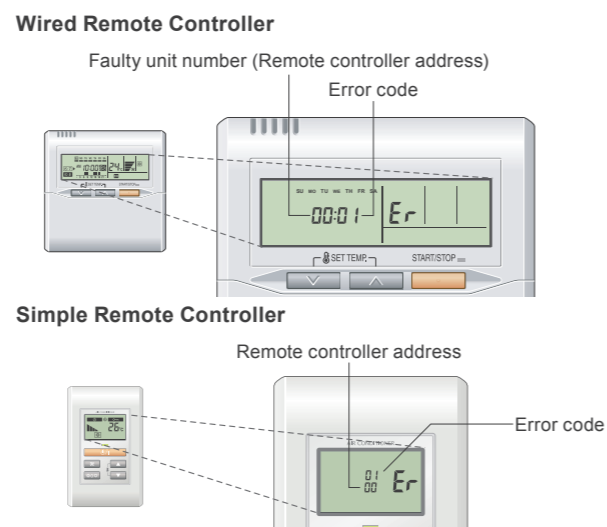
Easy Maintenance

Design for Easy Maintenance

Easy to read 7-segment LED : Confirm detail operational and trouble status without using specific equipment



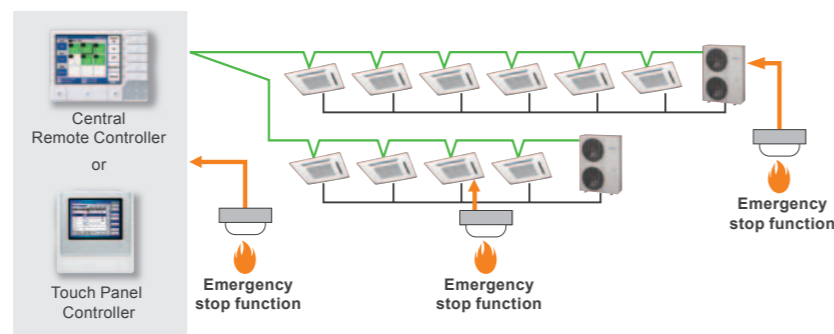
Error status can be checked easily via the indoor unit wired controller. An error code is displayed on a liquid crystal screen.



Emergency Stop Function

Emergency alarm can be received by indoor, outdoor units, Central Remote Controller or Touch Panel Controller when they received it, all units will be stopped.

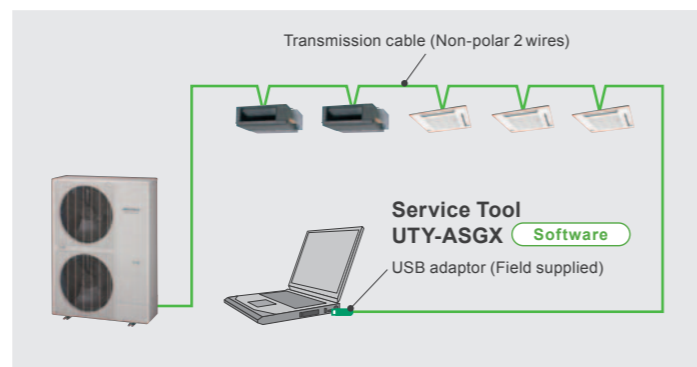

Note : In case of received Emergency alarm by Indoor / outdoor unit : All units connected within same refrigerant system will be stopped.
Central Remote Controller or Touch Panel Controller : all units connected within VRF network system with Central Remote Controller or Touch Panel Controller will be stopped.



Trouble diagnosis by Service Tool

Connection to Service Tool

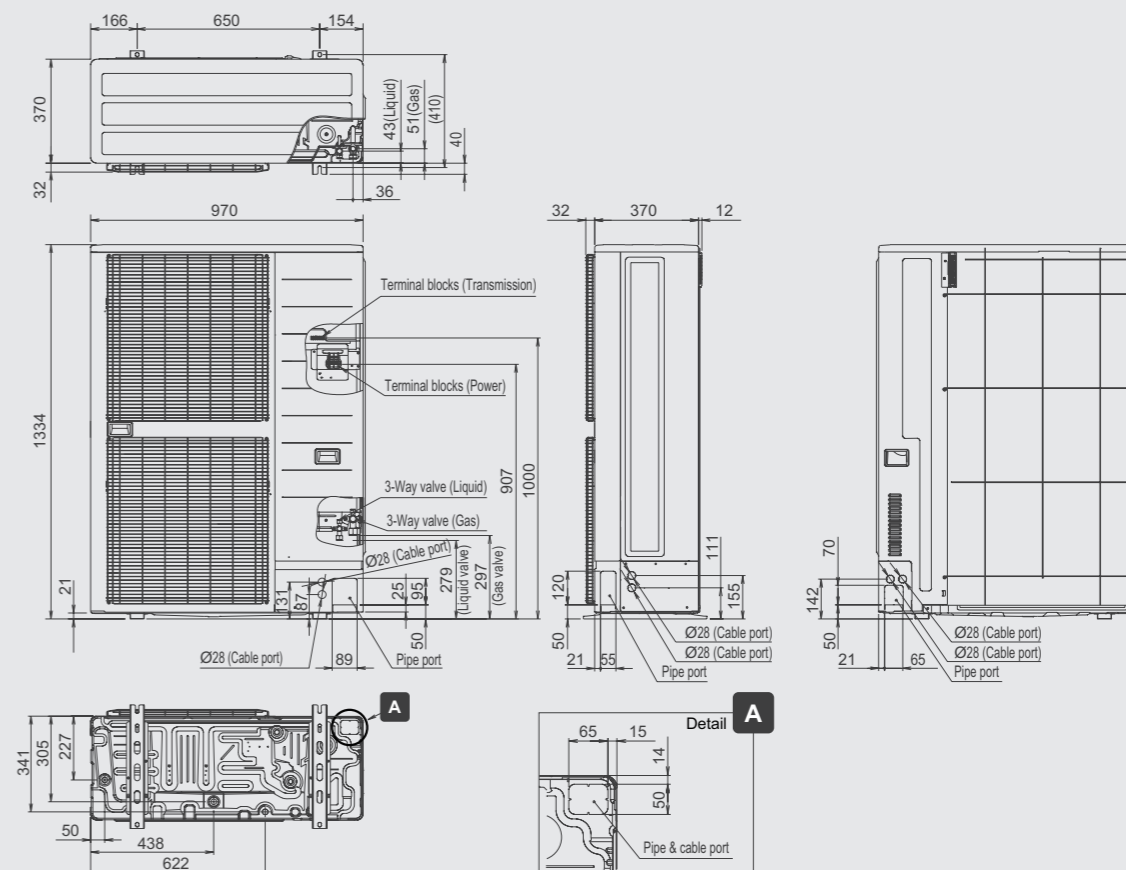
- Detail operation status and recent error history can be checked and analyzed by using Service Tool.
- Last 5 min. operation memory can be also recorded.



Outdoor units specifications

Dimensions Model: AJYA36LALH / AJYA45LALH / AJYA54LALH

(Unit : mm)



Specifications

Rating Capacity range	HP	4	5	6
Model name		AJYA36LALH	AJYA45LALH	AJYA54LALH
Maximum Connectable Indoor Unit		6	8	9
Indoor unit connectable capacity	Cooling kW	5.6 to 14.5	7.0 to 18.2	7.8 to 20.1
Power source		Single-phase, ~230V, 50Hz	Single-phase, ~230V, 50Hz	Single-phase, ~230V, 50Hz
Capacity	Cooling kW	11.2	14.0	15.5
	Heating kW	12.5	16.0	18.0
Input power	Cooling kW	2.80	3.89	4.49
	Heating kW	2.76	3.81	4.56
EER	Cooling W/W	4.00	3.60	3.45
COP	Heating	4.53	4.20	3.95
Air flow rate	High m³/h	6,200	6,400	6,900
Sound pressure level	Cooling (A) dB	50	51	53
	Heating	52	53	55
Compressor motor output	kW	3.75	3.75	3.75
Heat exchanger fin		Blue fin	Blue fin	Blue fin
Dimensions	Height mm	1,334	1,334	1,334
	Width mm	970	970	970
	Depth mm	370	370	370
Weight	kg	117	117	117
Refrigerant charge	kg	4.8	5.3	5.3
Connection pipe diameter	Liquid mm	ø9.52	ø9.52	ø9.52
	Gas mm	ø15.88	ø15.88	ø19.05
Operation range	Cooling °C	-5 to 46	-5 to 46	-5 to 46
	Heating °C	-20 to 21	-20 to 21	-20 to 21

Note : Specifications are based on the following conditions.
Cooling : Indoor temperature of 27°CDB / 19°CWB, and outdoor temperature of 35°CDB / 24°CWB.
Heating : Indoor temperature of 20°CDB / (15°CWB), and outdoor temperature of 7°CDB / 6°CWB.
Pipe length : 7.5 m; Height difference between outdoor unit and indoor unit : 0 m.
The protective function might work when using it outside the operation range.

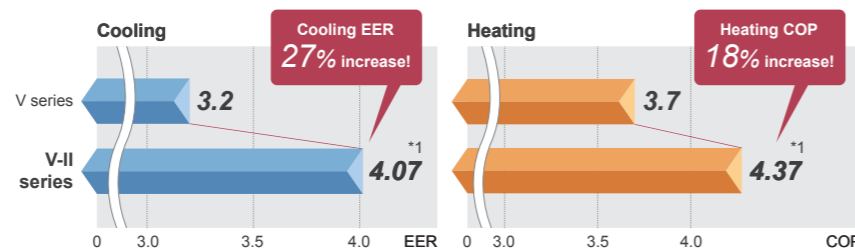
Smart and cutting edge design
 Extensive lineup from 8HP to 48HP
 in 2HP increment
 Connectable indoor unit capacity
 ratio up to 150%



High Efficiency

Significantly improved EER/COP

Significantly greater efficiency is realized by the use of a DC twin rotary compressor, inverter technology, and large heat exchanger.



* "EER/COP" is the coefficient of performance
 [= capacity (kW) ÷ input power (kW)].
 *EER/COP values are based on our own testing method.
 *1. The data refers to a 8HP outdoor unit.

Energy saving technology that boosted operation efficiency

DC Fan motor:
Power consumption has been reduced by 25% compared to previous models by using a compact and high performance DC fan motor.

4-face heat exchanger: Heat exchange efficiency is significantly improved by the introduction of a new 4-face heat exchanger that increases effective surface area.

Surface area **1.7 times!**

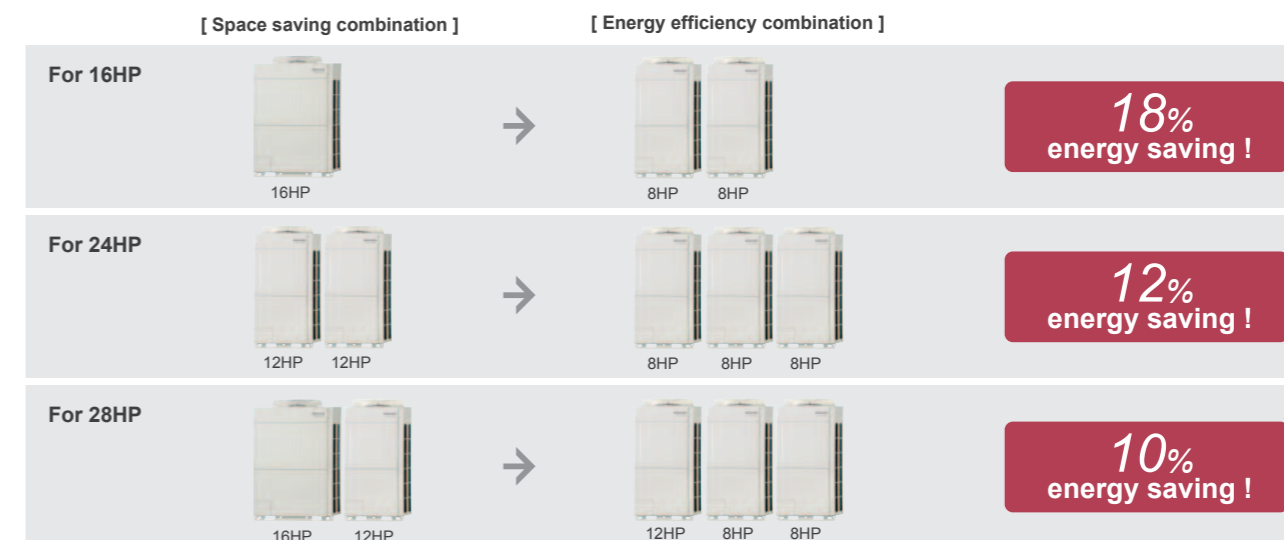
Sine-wave DC inverter control:
High efficiency operation is realized by using a sine wave DC inverter control.

In multiple outdoor unit installations, the unique front intake design improves airflow into the Heat Exchanger.

DC twin rotary compressor:
Significantly greater efficiency is realized by use of a large capacity DC twin rotary compressor with substantially increased refrigerant intake and compression efficiency.

Energy Efficiency Combination

Choice of space saving or energy efficiency combinations

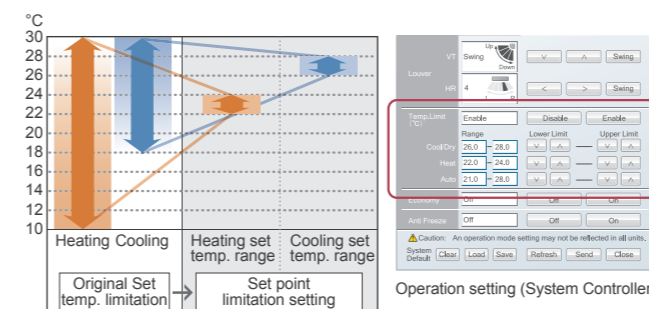


(Comparison of Average COP)

Various Energy Saving Features

Room temperature set point limitation

The minimum and maximum temperature range can be set giving further energy saving while considering the comfort of the occupants.

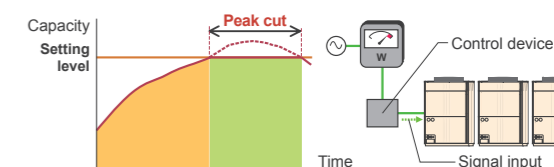


Auto-off timer

Each remote controller is equipped with an OFF timer function that automatically stops operation when a fixed time has elapsed from the start of operation. This prevents waste of energy. (Note: Except simple remote controller)

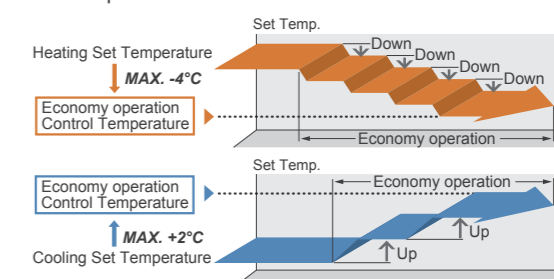
Peak cut operation

Operation capacity can be set in 4 steps for rated capability. The power consumption at peak is cut down and the maximum load is suppressed.



Economy operation

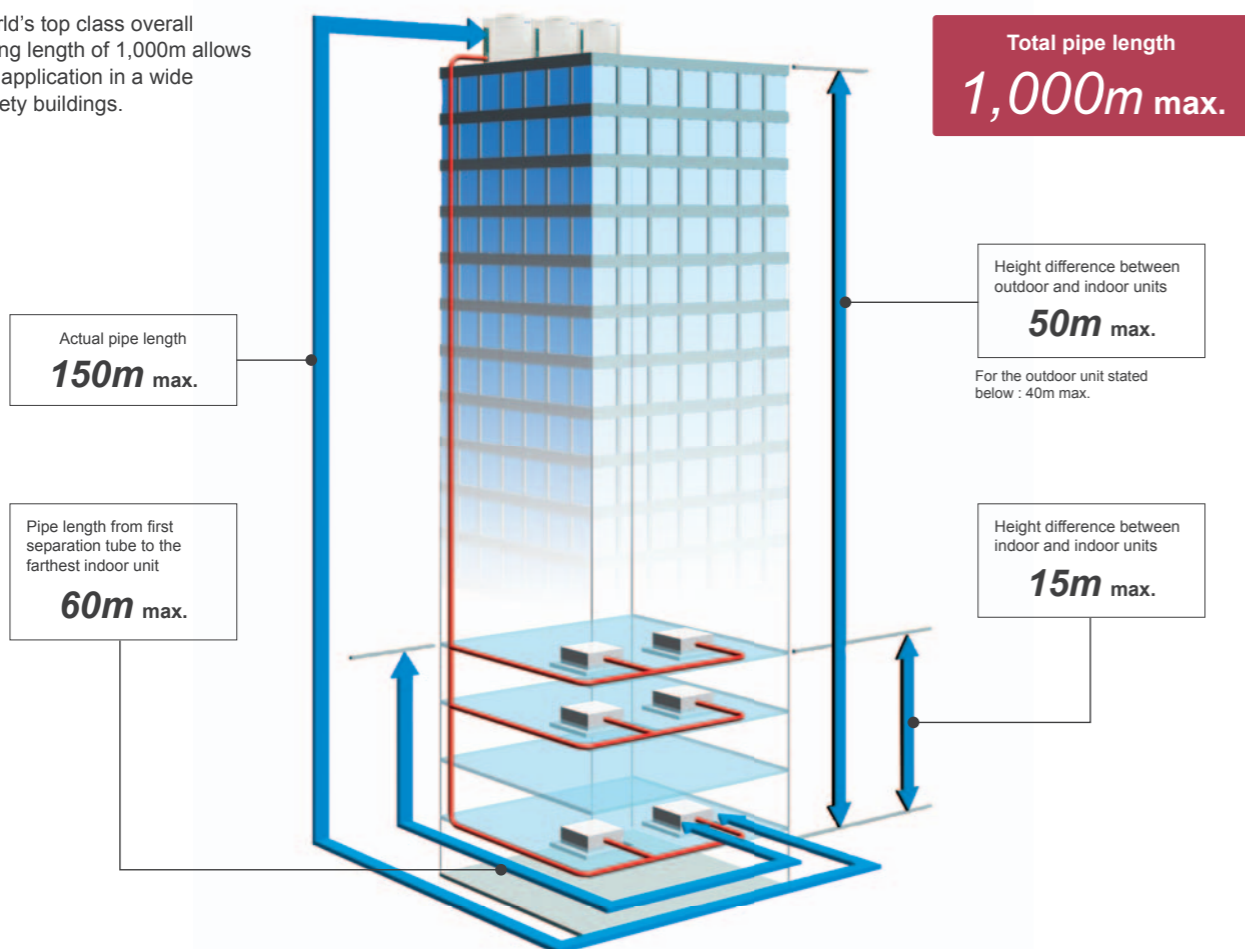
Economy operation can be set by remote controller. The temperature setting is offset automatically over a certain period of time.



Design Versatility

Overall piping length 1,000m


World's top class overall piping length of 1,000m allows for application in a wide variety of buildings.




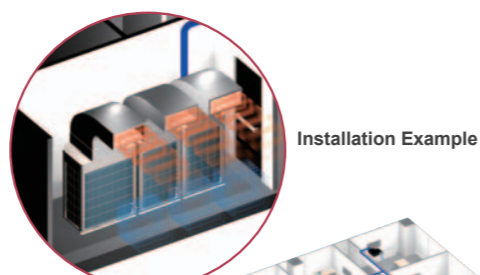
High static pressure of 80Pa

The outdoor unit can have a condenser hood easily connected with a static pressure of 80Pa standard. This allows outdoor units to be installed within plant rooms in high rise buildings.

Powerful discharge with an external static pressure of 80Pa.

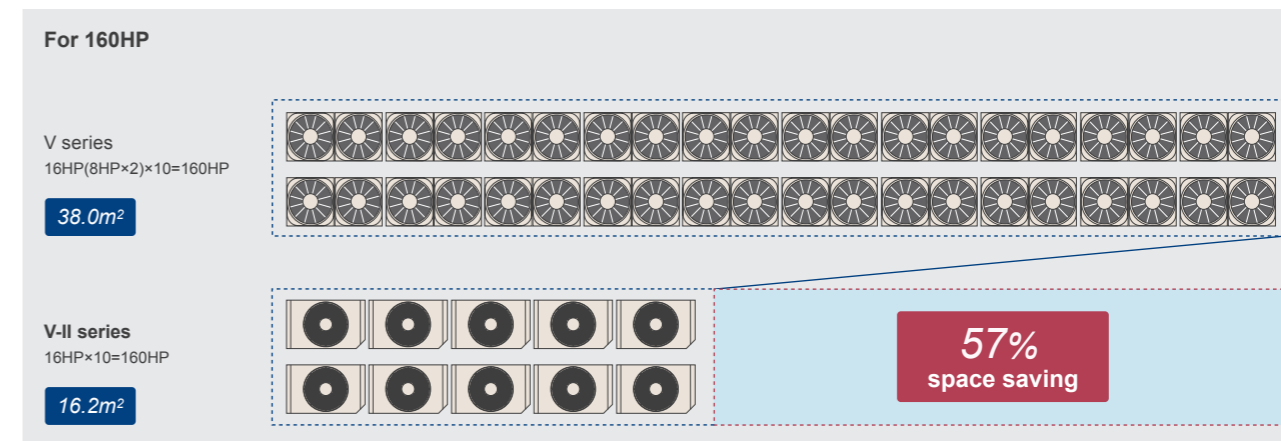
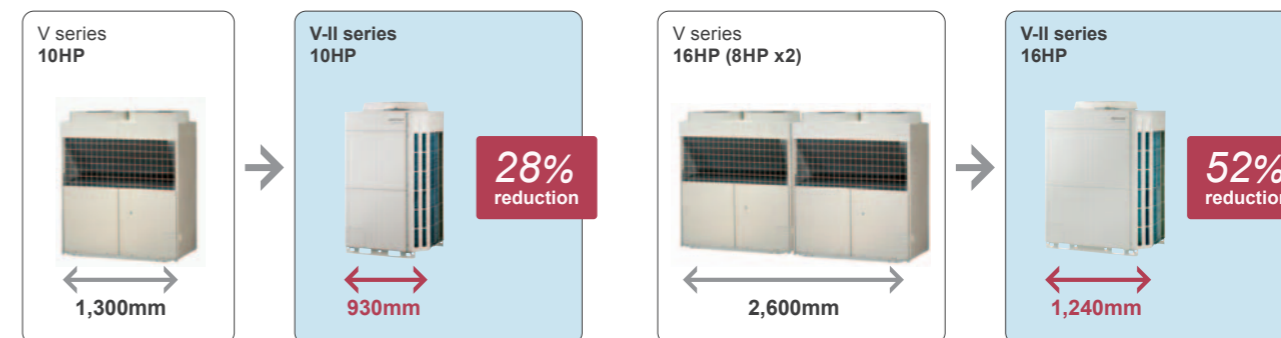


Large diameter fan and DC motor has been utilized allowing an external static pressure of 80Pa. This is approximately 2.6 times greater than the previous model.



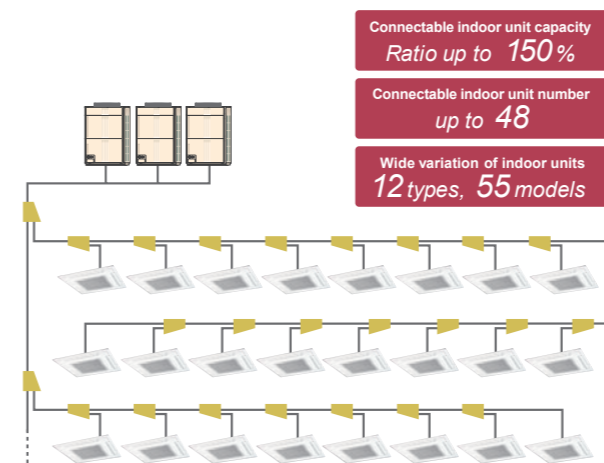
Space saving and compact size

Compact size has been achieved by significantly reducing the width of the outdoor units compared to previous models.



High capacity connection

Various combination from 8HP to 48HP with 2HP increments. 12 types, 55 models of indoor units can be selected ranging from 2.2kW to 25kW in capacity. A maximum of 150% indoor unit connectable capacity.

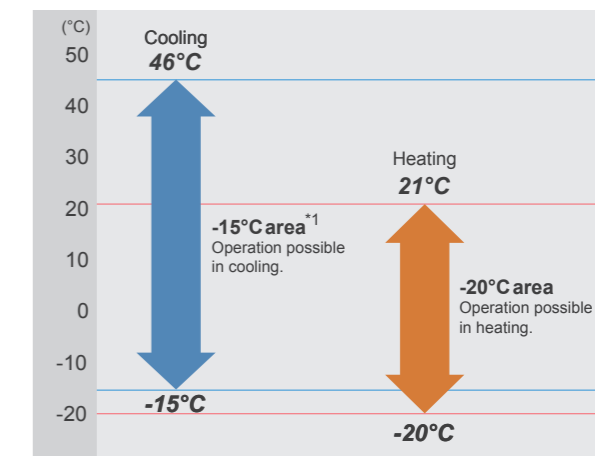


Note : when indoor unit connected capacity is greater than 100%, individual indoor units will operate at a slightly lower capacity when maximum capacity is required.

Wide operating range

Installation in extreme temperature conditions is possible due to an increase in operational range.

Cooling : -15°C~46°C
Heating : -20°C~21°C



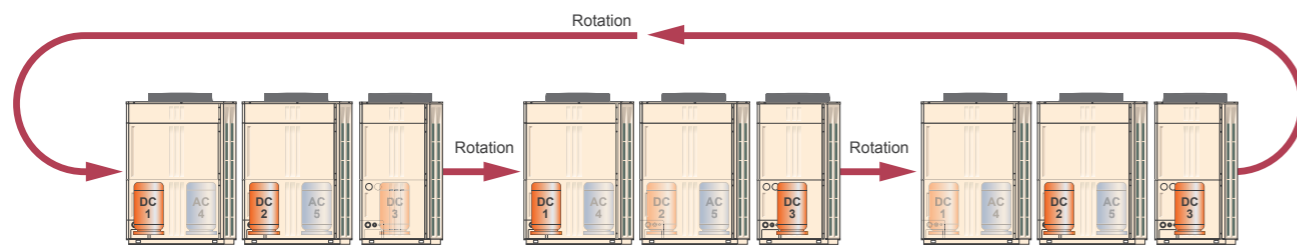
*1 Note : When a multiple outdoor unit connection is used, operating range is from -5°C to 46°C in cooling.

High Reliability

Life-extending operation

Outdoor unit operation rotation

The compressor starting order is rotated so that the running time is shared.



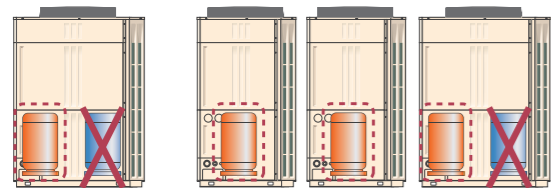
Note: The inverter compressors start in priority. Rotate operation is alternated by the start / stop timing of the compressors

Backup operation

If one of two compressors malfunctions, it will not affect the operation of the remaining outdoor units.

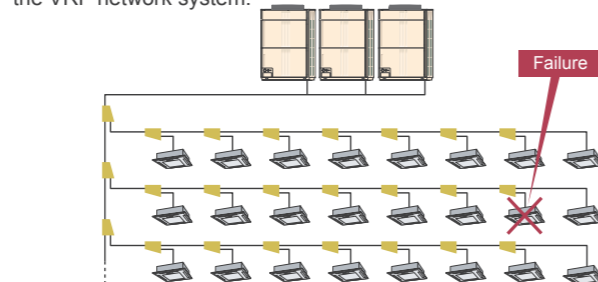
Outdoor Units

If one of compressors fails, backup operation will be performed by the remaining compressors as emergency.




Indoor unit continuous operation

Each indoor unit is controlled individually on the system network. This allows all indoor units to continue to operate unaffected even if an error should occur at any indoor unit's on the VRF network system.



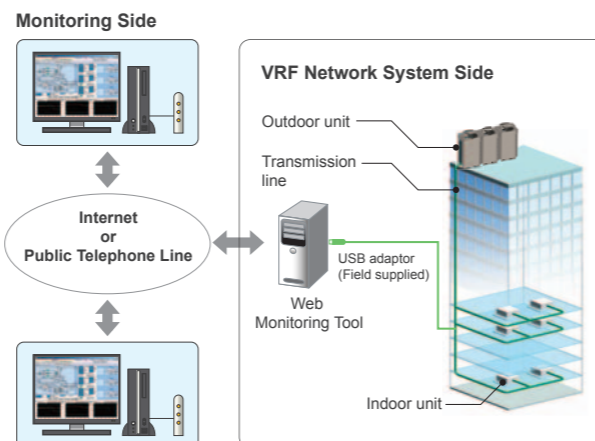
Adoption of blue fin heat exchanger

Corrosion resistant of the heat exchanger has been improved by the introduction of blue fin treatment to the outdoor unit's heat exchanger.



Remote monitoring

The Web Monitoring system allows you view system operation at all times over the internet ensuring trouble free operation.



The operating VRF network system in the building can be monitored in real time over the Internet.

Easy Installation


Easily transported

Light weight

20% weight reduction
(Than Previous model)

Note:
In the case of 14HP


Easily craned into position using lifting belt hooks



Design of outdoor unit allows for lifting straps to be used


Transporting by forklift

Can be transported in a small elevator

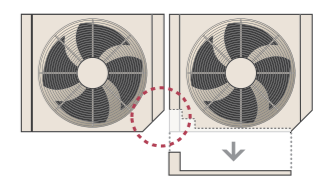


Easy access

By adopting a L-Shape front panel that can be removed, the work space for installation and service has been significantly expanded by this new design. For multiple installations, work is performed easily and efficiently even in a narrow space.



Expansion of work space

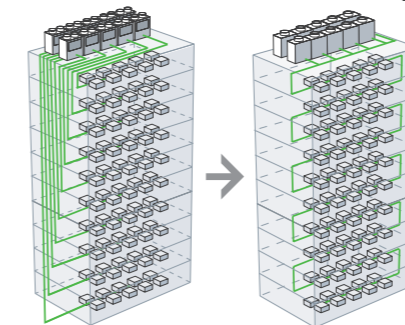


Simple signal line connection

Installation is made easier as the communications wiring can be connected continuously to any component.

Up to maximum length **3,600m**

V-II series



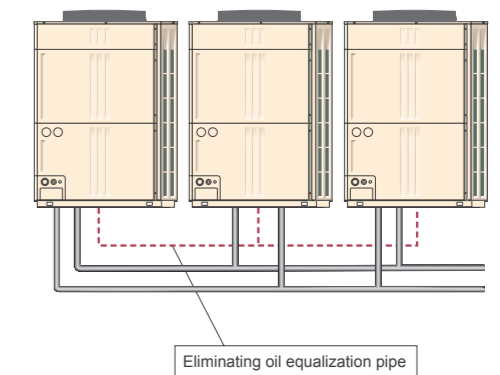
Other wiring method

Simple wiring method

Note: In a multiple refrigerant system installation, Automatic addressing sequence cannot be initiated

Easy piping connection


The need for a oil equalization pipe as required on the previous model has been removed. The installation costs have been reduced by employing a simple 2 pipe connection



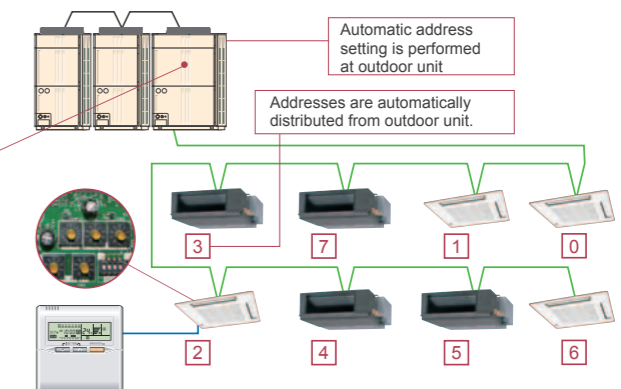
Eliminating oil equalization pipe

Automatic address setting

The address of each indoor unit can be automatically set by button switch of outdoor unit.



Press the pushbutton switch of outdoor unit.

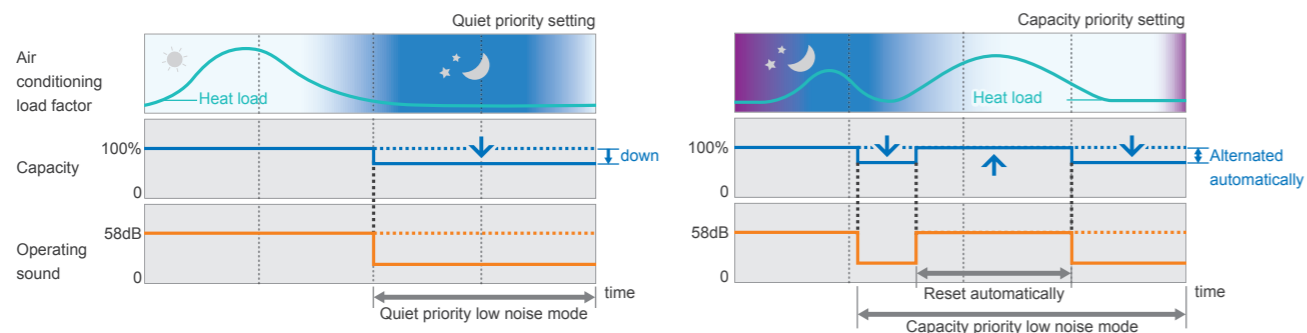


Manual address setting from indoor unit and remote controller is also possible.


Comfort and Convenience

Quiet operation


Low noise mode: Two low noise modes can be selected automatically by quiet priority setting and capacity priority setting depending on the usage environment and outside temperature load.



Low noise design: Compressor noise has been significantly reduced by shielding the compressor compartment.

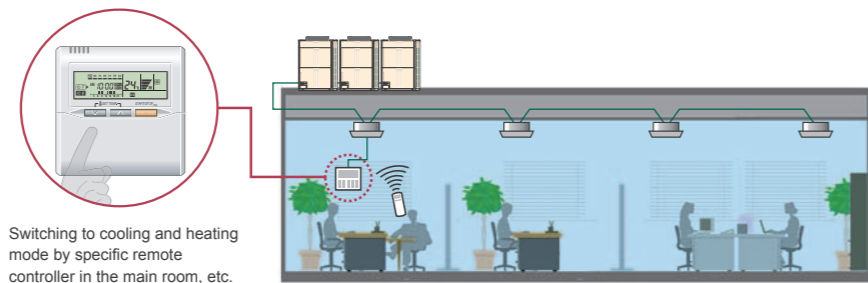


Indoor unit: Low noise indoor unit lineup



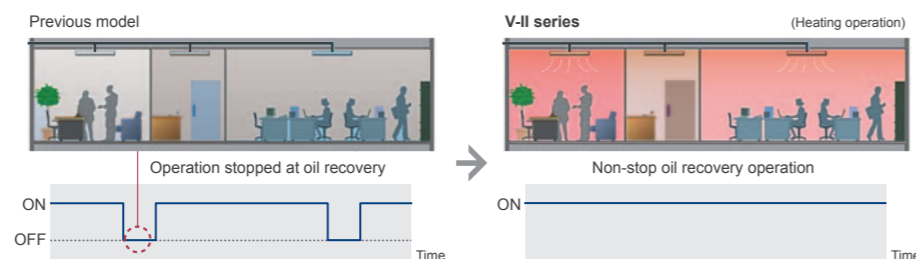
Auto changeover function

Auto changeover setting allows for the product to easily switch between cooling and heating modes regardless of the operation mode of other indoor units. This can be done via specific indoor unit with wired remote controller. This ensures comfortable operation all year round.



Non-stop oil recovery operation

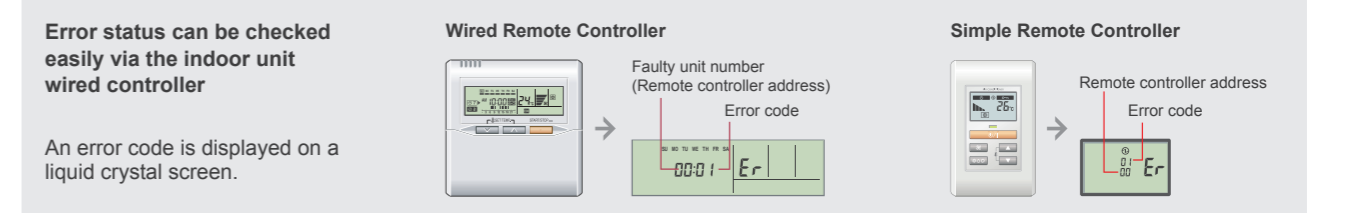
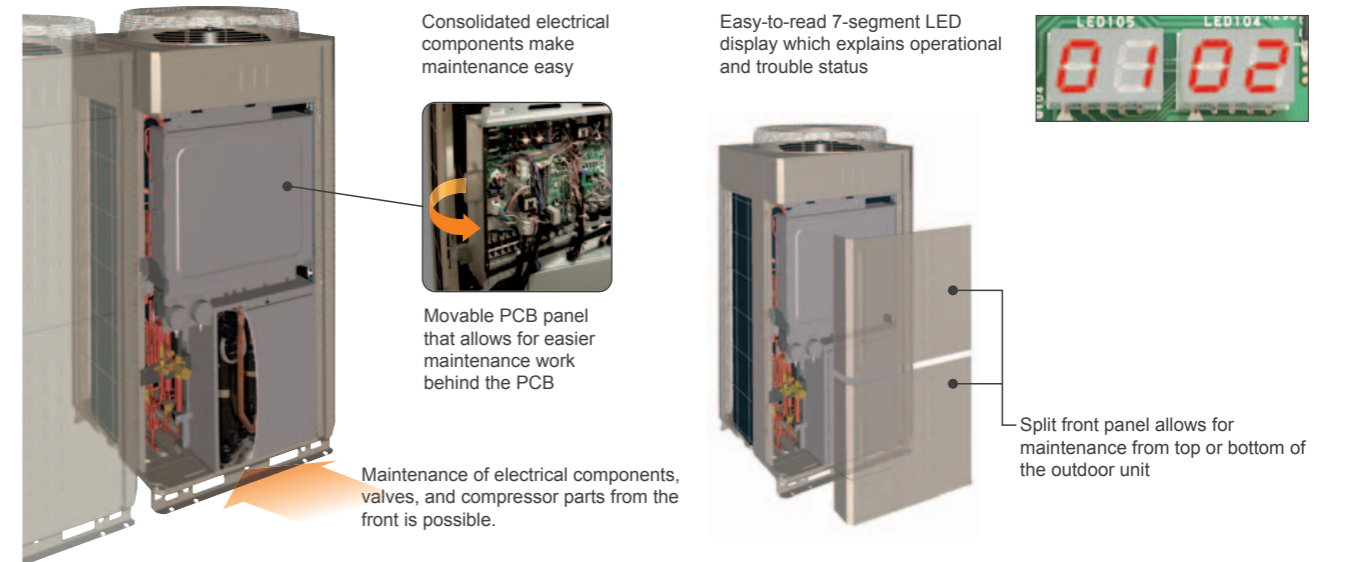
A comfortable room condition is maintained during oil recovery mode because the product continues to operate without stopping the cooling or heating operation.



Easy Service & Maintenance

Design for easy service and maintenance

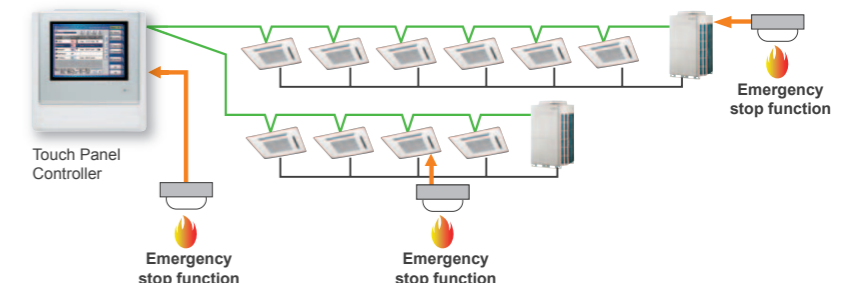
Inspection and replacement of main parts is easier due to innovative construction and an LED operational display.



Emergency stop function

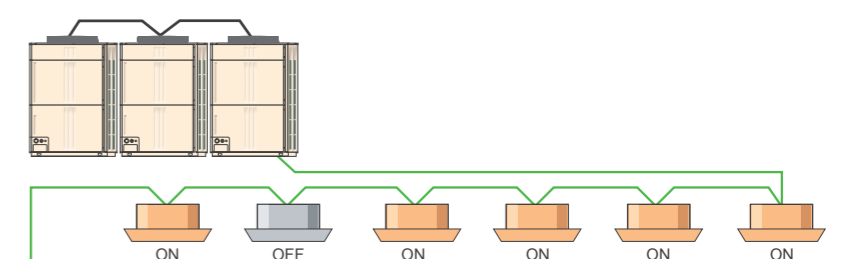
Emergency alarm can be received by indoor, outdoor units or Touch Panel Controller when they received it, all units will be stopped.

Note: In case of received Emergency alarm by indoor/outdoor unit: All units connected within same refrigerant system will be stopped. Touch Panel Controller: all unit connected within VRF network system with Touch Panel Controller will be stopped.




Continuous operation during maintenance













Non-stop operation: When servicing a specific indoor unit, maintenance can be performed even without turning off the other indoor units.



Outdoor units lineup

•Combinations other than the followings are not recommended.

Space saving combination				
22.4kW (8HP)  AJYA72LALH UNIT : AJYA72LALH	28.0kW (10HP)  AJYA90LALH UNIT : AJYA90LALH	33.5kW (12HP)  AJY108LALH UNIT : AJY108LALH	40.0kW (14HP)  AJY126LALH UNIT : AJY126LALH	45.0kW (16HP)  AJY144LALH UNIT : AJY144LALH
50.4kW (18HP)  AJY162LALH UNIT : AJYA90/A72LALH	55.9kW (20HP)  AJY180LALH UNIT : AJY108/A72LALH	61.5kW (22HP)  AJY198LALH UNIT : AJY108/A90LALH	67.0kW (24HP)  AJY216LALH UNIT : AJY108/108LALH	73.5kW (26HP)  AJY234LALH UNIT : AJY126/108LALH
78.5kW (28HP)  AJY252LALH UNIT : AJY144/108LALH	85.0kW (30HP)  AJY270LALH UNIT : AJY144/126LALH	90.0kW (32HP)  AJY288LALH UNIT : AJY144/144LALH	95.0kW (34HP)  AJY306LALH UNIT : AJY108/108/A90LALH	100.5kW (36HP)  AJY324LALH UNIT : AJY108/108/108LALH
107.0kW (38HP)  AJY342LALH UNIT : AJY126/108/108LALH	112.0kW (40HP)  AJY360LALH UNIT : AJY144/108/108LALH	118.5kW (42HP)  AJY378LALH UNIT : AJY144/126/108LALH	123.5kW (44HP)  AJY396LALH UNIT : AJY144/144/108LALH	130.0kW (46HP)  AJY414LALH UNIT : AJY144/144/126LALH
135.0kW (48HP)  AJY432LALH UNIT : AJY144/144/144LALH				

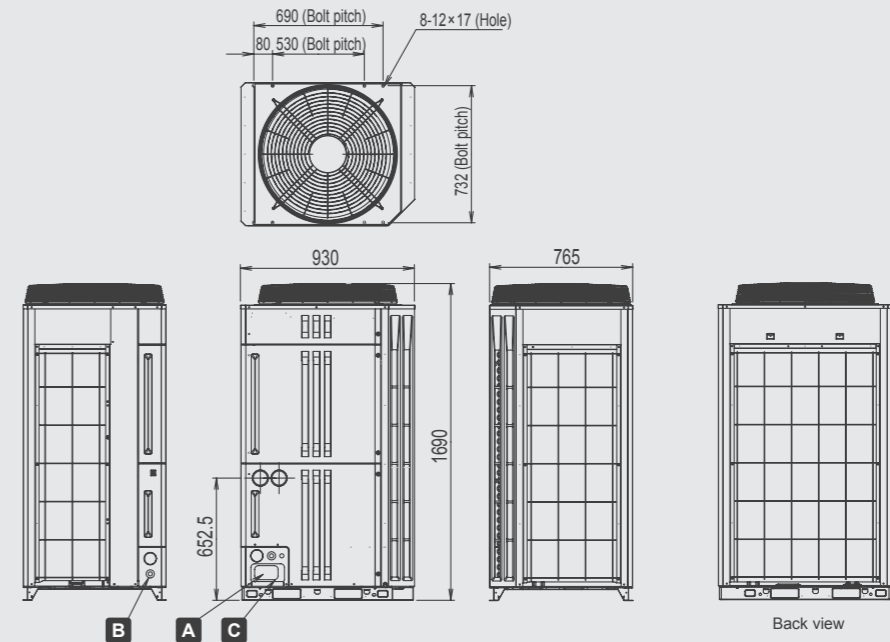
Energy efficiency combination				
44.8kW (16HP)  AJY144LALHH UNIT : AJYA72/A72LALH	62.4kW (22HP)  AJY198LALHH UNIT : AJY126/A72LALH	67.2kW (24HP)  AJY216LALHH UNIT : AJYA72/A72LALH	72.8kW (26HP)  AJY234LALHH UNIT : AJYA90/A72/A72LALH	78.3kW (28HP)  AJY252LALHH UNIT : AJY108/A72/A72LALH
84.8kW (30HP)  AJY270LALHH UNIT : AJY126/A72/A72LALH	89.8kW (32HP)  AJY288LALHH UNIT : AJY108/108/A72LALH	95.9kW (34HP)  AJY306LALHH UNIT : AJY126/108/A72LALH	102.4kW (36HP)  AJY324LALHH UNIT : AJY126/126/A72LALH	113.5kW (40HP)  AJY360LALHH UNIT : AJY126/126/108LALH
120.0kW (42HP)  AJY378LALHH UNIT : AJY126/126/126LALH	125.0kW (44HP)  AJY396LALHH UNIT : AJY144/126/126LALH			

Outdoor units dimensions

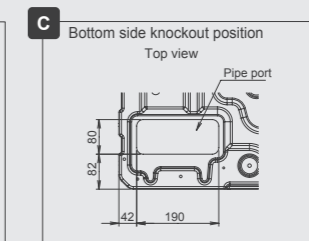
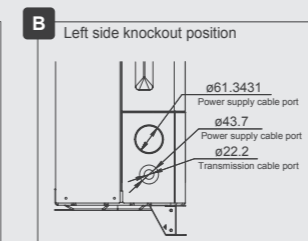
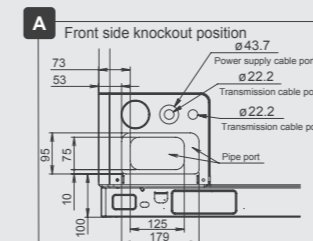
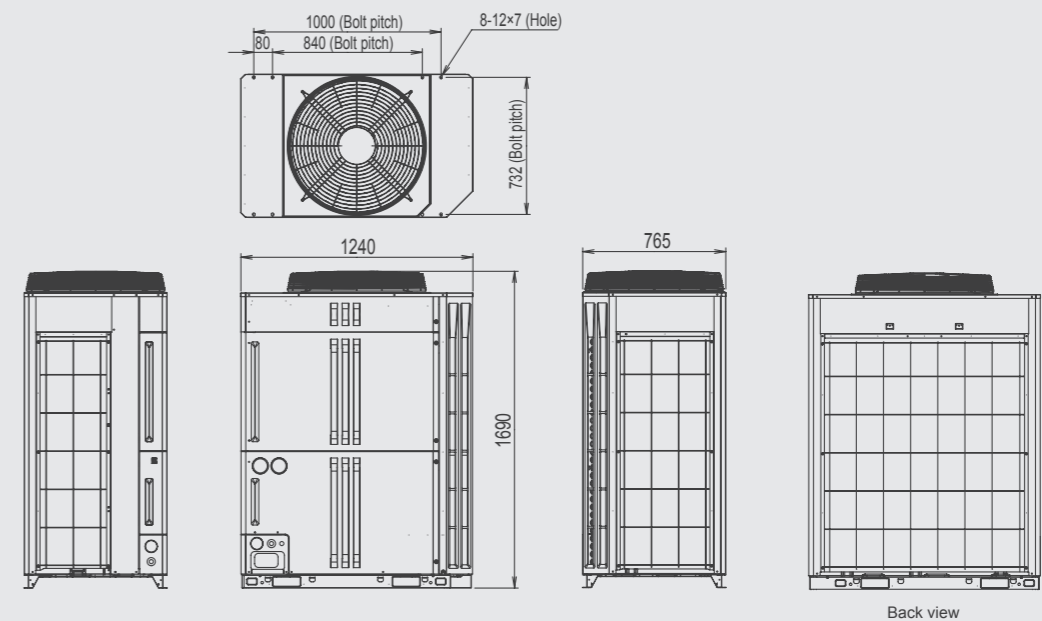
Dimensions

(Unit : mm)

8,10,12HP: AJYA72LALH / AJYA90LALH / AJY108LALH



14,16HP: AJY126LALH / AJY144LALH



Outdoor units specifications

Space Saving Combination

Rating Capacity range		HP	8	10	12	14	16	18	20	22	24
Model name			AJYA72LALH	AJYA90LALH	AJY108LALH	AJY126LALH	AJY144LALH	AJY162LALH	AJY180LALH	AJY198LALH	AJY216LALH
Unit 1			AJYA72LALH	AJYA90LALH	AJY108LALH	AJY126LALH	AJY144LALH	AJYA90LALH	AJY108LALH	AJY108LALH	AJY108LALH
Unit 2								AJYA72LALH	AJYA72LALH	AJYA90LALH	AJY108LALH
Unit 3											AJY108LALH
Maximum Connectable Indoor Unit*1			15	16	17	21	24	32	32	32	35
Indoor unit connectable capacity		Cooling	11.2-33.6	14.0-42.0	16.8-50.2	20.0-60.0	22.4-67.2	25.2-75.6	28.0-83.9	30.8-92.3	33.5-100.5
Power source			3-phase 4 wire, 400 V, 50Hz								
Capacity		Cooling	22.4	28.0	33.5	40.0	45.0	50.4	55.9	61.5	67.0
		Heating	25.0	31.5	37.5	45.0	50.0	56.5	62.5	69.0	75.0
Input power		Cooling	5.51	7.73	9.62	11.53	14.17	13.24	15.13	17.35	19.24
		Heating	5.72	7.83	9.28	11.45	12.60	13.55	15.00	17.11	18.56
EER		Cooling	4.07	3.62	3.48	3.47	3.18	3.81	3.69	3.54	3.48
COP		Heating	4.37	4.02	4.04	3.93	3.97	4.17	4.17	4.03	4.04
Air flow rate		High	11,100	11,100	11,100	13,000	13,000	11,100 x 2	11,100 x 2	11,100 x 2	11,100 x 2
Sound pressure level*2		Cooling	56	58	58	60	61	60	60	61	61
		Heating	58	59	60	61	61	62	62	63	63
Maximum external static pressure		Pa	80	80	80	80	80	80	80	80	80
Compressor motor output		kW	3.9	3.9	3.9 + 4.5	3.9 + 4.5	3.9 + 4.5	3.9 x 2	3.9 x 2 + 4.5	3.9 x 2 + 4.5	3.9 x 2 + 4.5 x 2
Heat exchanger fin			Blue fin	Blue fin	Blue fin	Blue fin	Blue fin	Blue fin	Blue fin	Blue fin	Blue fin
Dimensions		Height	mm	1,690	1,690	1,690	1,690	1,690	1,690	1,690	1,690
		Width	mm	930	930	930	1,240	1,240	930 x 2	930 x 2	930 x 2
		Depth	mm	765	765	765	765	765	765	765	765
Weight		kg	220	220	275	296	296	220 + 220	275 + 220	275 + 220	275 + 275
Refrigerant charge		kg	11.2	11.2	11.8	11.8	11.8	11.2 x 2	11.8 + 11.2	11.8 + 11.2	11.8 x 2
Connection pipe diameter		Liquid	mm	12.70	12.70	12.70	12.70	12.70	15.88	15.88	15.88
		Gas	mm	22.20	22.20	28.58	28.58	28.58	28.58	34.92	34.92
Operation range		Cooling	°C	-15 to 46	-15 to 46	-15 to 46	-15 to 46	-15 to 46	-5 to 46	-5 to 46	-5 to 46
		Heating	°C	-20 to 21	-20 to 21	-20 to 21	-20 to 21	-20 to 21	-20 to 21	-20 to 21	-20 to 21
























































Rating Capacity range		HP	26	28	30	32	34	36	38	40	42	44	46	48
Model name			AJY234LALH	AJY252LALH	AJY270LALH	AJY288LALH	AJY306LALH	AJY324LALH	AJY342LALH	AJY360LALH	AJY378LALH	AJY396LALH	AJY414LALH	AJY432LALH
Unit 1			AJY234LALH	AJY252LALH	AJY270LALH	AJY288LALH	AJY306LALH	AJY324LALH	AJY342LALH	AJY360LALH	AJY378LALH	AJY396LALH	AJY414LALH	AJY432LALH
Unit 2			AJY126LALH	AJY144LALH	AJY144LALH	AJY144LALH	AJY108LALH	AJY108LALH	AJY126LALH	AJY144LALH	AJY144LALH	AJY144LALH	AJY144LALH	AJY144LALH
Unit 3			AJY108LALH	AJY108LALH	AJY126LALH	AJY144LALH	AJY108LALH	AJY108LALH	AJY108LALH	AJY108LALH	AJY126LALH	AJY144LALH	AJY144LALH	AJY144LALH
Maximum Connectable Indoor Unit*1			39	42	45	48	48	48	48	48	48	48	48	
Indoor unit connectable capacity		Cooling	36.8-110.3	39.3-117.8	42.5-127.5	45.0-135.0	47.5-142.5	50.3-150.8	53.5-160.5	56.0-168.0	59.3-177.8	61.8-185.3	65.0-195.0	67.5-202.5
Power source			3-phase 4 wire, 400 V, 50Hz											
Capacity		Cooling	73.5	78.5	85.0	90.0	95.0	100.5	107.0	112.0	118.5	123.5	130.0	135.0
		Heating	82.5	87.5	95.0	100.0	106.5	112.5	120.0	125.0	132.5	137.5	145.0	150.0
Input power		Cooling	21.15	23.79	25.70	28.34	26.97	28.86	30.77	33.41	35.32	37.96	39.87	42.51
		Heating	20.73	21.88	24.05	25.20	26.39	27.84	30.01	31.16	33.33	34.48	36.65	37.80
EER		Cooling	3.48	3.30	3.31	3.18	3.52	3.48	3.48	3.35	3.36	3.25	3.26	3.18
COP		Heating	3.98	4.00	3.95	3.97	4.04	4.04	4.00	4.01	3.98	3.99	3.96	3.97
Air flow rate		High	13,000 + 11,100	13,000 + 11,100	13,000 x 2	13,000 x 2	11,100 x 3	11,100 x 3	13,000 + 11,100 x 2	13,000 + 11,100 x 2	13,000 x 2 + 11,100	13,000 x 2 + 11,100	13,000 x 3	13,000 x 3
Sound pressure level*2		Cooling	62	63	64	64	63	63	64	64	65	65	65	66
		Heating	64	64	64	64	64	65	65	65	65	65	66	66
Maximum external static pressure		Pa	80	80	80	80	80	80	80	80	80	80	80	80
Compressor motor output		kW	3.9 x 2 + 4.5 x 2	3.9 x 2 + 4.5 x 2	3.9 x 2 + 4.5 x 2	3.9 x 2 + 4.5 x 2	3.9 x 3 + 4.5 x 2	3.9 x 3 + 4.5 x 3	3.9 x 3 + 4.5 x 3	3.9 x 3 + 4.5 x 3	3.9 x 3 + 4.5 x 3	3.9 x 3 + 4.5 x 3	3.9 x 3 + 4.5 x 3	3.9 x 3 + 4.5 x 3
Heat exchanger fin			Blue fin	Blue fin	Blue fin	Blue fin	Blue fin	Blue fin	Blue fin	Blue fin	Blue fin	Blue fin	Blue fin	Blue fin
Dimensions		Height	mm	1,690	1,690	1,690	1,690	1,690	1,690	1,690	1,690	1,690	1,690	1,690
		Width	mm	930 + 1,240	930 + 1,240	1,240 x 2	1,240 x 2	930 x 3	930 x 3	930 x 2 + 1,240	930 x 2 + 1,240	930 + 1,240 x 2	1,240 x 3	1,240 x 3
		Depth	mm	765	765	765	765	765	765	765	765	765	765	765
Weight		kg	296 + 275	296 + 275	296 + 296	296 + 296	275 + 275 + 220	275 + 275 + 275	296 + 275 + 275	296 + 275 + 275	296 + 296 + 275	296 + 296 + 275	296 + 296 + 296	296 + 296 + 296
Refrigerant charge		kg	11.8 x 2	11.8 x 2	11.8 x 2	11.8 x 2	11.8 x 2 + 11.2	11.8 x 3	11.8 x 3	11.8 x 3	11.8 x 3	11.8 x 3	11.8 x 3	11.8 x 3
Connection pipe diameter		Liquid	mm	15.88	15.88	15.88	19.05	19.05	19.05	19.05	19.05	19.05	19.05	19.05
		Gas	mm	34.92	34.92	34.92	34.92	34.92	41.27	41.27	41.27	41.27	41.27	41.27
Operation range		Cooling	°C	-5 to 46	-5 to 46	-5 to 46	-5 to 46	-5 to 46	-5 to 46	-5 to 46	-5 to 46	-5 to 46	-5 to 46	-5 to 46
		Heating	°C	-20 to 21	-20 to 21	-20 to 21	-20 to 21	-20 to 21	-20 to 21	-20 to 21	-20 to 21	-20 to 21	-20 to 21	-20 to 21

Energy Efficiency Combination

Rating Capacity range		HP	16	22	24	26	28	30	
Model name			AJY144LALHH	AJY198LALHH	AJY216LALHH	AJY234LALHH	AJY252LALHH	AJY270LALHH	
Unit 1			AJYA72LALH	AJY126LALH	AJYA72LALH	AJYA90LALH	AJY108LALH	AJY126LALH	
Unit 2			AJYA72LALH	AJYA72LALH	AJYA72LALH	AJYA72LALH	AJYA72LALH	AJYA72LALH	
Unit 3									
Maximum Connectable Indoor Unit*1			30	33	36	39	42	45	
Indoor unit connectable capacity		Cooling	22.4-67.2	31.2-93.6	33.6-100.8	36.4-109.2	39.2-117.4	42.4-127.2	
Power source			3-phase 4 wire, 400 V, 50Hz						
Capacity		Cooling	44.8	62.4	67.2	72.8	78.3	84.8	
		Heating	50.0	70.0	75.0	81.5	87.5	95.0	
Input power		Cooling	11.02	17.04	16.53	18.75	20.64	22.55	
		Heating	11.44	17.17	17.16	19.27	20.72	22.89	
EER		Cooling	4.07	3.66	4.07	3.88	3.79	3.76	
COP		Heating	4.37	4.08	4.37	4.23	4.22	4.15	
Air flow rate		High	m³/h	11,100 x 2	13,000 + 11,100	11,100 x 3	11,100 x 3	11,100 x 3	13,000 + 11,000 x 2
Sound pressure level*2		Cooling	dB (A)	59	61	61	62	63	
		Heating	59	62	61	62	63	63	
Maximum external static pressure		Pa	80	80	80	80	80	80	
Compressor motor output		kW	3.9 x 2	3.9 x 2 + 4.5	3.9 x 3	3.9 x 3	3.9 x 3 + 4.5	3.9 x 3 + 4.5	
Heat exchanger fin			Blue fin	Blue fin	Blue fin	Blue fin	Blue fin	Blue fin	
Dimensions		Height	mm	1,690	1,690	1,690	1,690	1,690	
		Width	mm	930 x 2	930 + 1,240	930 x 3	930 x 3	930 x 3	
		Depth	mm	765	765	765	765	765	
Weight		kg	220 + 220	296 + 220	220 + 220 + 220	220 + 220 + 220	275 + 220 + 220	296 + 220 + 220	
Refrigerant charge		kg	11.2 x 2	11.8 + 11.2	11.2 x 3	11.2 x 3	11.8 + 11.2 x 2	11.8 + 11.2 x 2	
Connection pipe diameter		Liquid	mm	12.70	15.88	15.88	15.88	19.05	
		Gas	mm	28.58	34.92	34.92	34.92	34.92	
Operation range		Cooling	°C	-5 to 46	-5 to 46	-5 to 46	-5 to 46	-5 to 46	
		Heating	°C	-20 to 21	-20 to 21	-20 to 21	-20 to 21	-20 to 21	

Rating Capacity range		HP	32	34	36	40	42	44
Model name			AJY288LALHH	AJY306LALHH	AJY324LALHH	AJY360LALHH	AJY378LALHH	AJY396LALHH
Unit 1			AJY108LALH	AJY126LALH	AJY126LALH	AJY126LALH	AJY126LALH	AJY144LALH
Unit 2			AJY108LALH	AJY108LALH	AJY126LALH	AJY126LALH	AJY126LALH	AJY126LALH
Unit 3			AJYA72LALH	AJYA72LALH	AJYA72LALH	AJY108LALH	AJY126LALH	AJY126LALH
Maximum Connectable Indoor Unit*1			48	48	48	48	48	48
Indoor unit connectable capacity		Cooling	44.7-134.1	48.0-143.8	51.2-153.6	56.8-170.2	60.0-180.0	62.5-187.5
Power source			3-phase 4 wire, 400 V, 50Hz					
Capacity		Cooling	89.4	95.9	102.4	113.5	120.0	125.0
		Heating	100.0	107.5	115.0	127.5	135.0	140.0
Input power		Cooling	24.75	26.66	28.57	32.68	34.59	37.23
		Heating	24.28	26.45	28.62	32.18	34.35	35.50
EER		Cooling	3.61	3.60	3.58	3.47	3.47	3.36
COP		Heating	4.12	4.06	4.02	3.96	3.93</	

Indoor units lineup

Capacity range (kW)	2.20	2.80	3.60	4.50	5.60		7.10	9.00	11.2	12.5	14.0	18.0	22.4	25.0	
Model code	7	9	12	14	18		24	30	36	45	54	60	72	90	
Compact Cassette	 AUXB07LALH	 AUXB09LALH	 AUXB12LALH	 AUXB14LALH	 AUXB18LALH		 AUXB24LALH								
Cassette					 AUXD18LALH		 AUXD24LALH	 AUXA30LALH	 AUXA36LALH	 AUXA45LALH	 AUXA54LALH				
Compact Duct	 ARXB07LALH	 ARXB09LALH	 ARXB12LALH	 ARXB14LALH	 ARXB18LALH										
Slim Duct (Drain pump internal)	 ARXD07LATH	 ARXD09LATH	 ARXD12LATH	 ARXD14LATH	 ARXD18LATH		 ARXD24LATH								
Low Static Pressure Duct							 ARXB24LATH	 ARXB30LATH	 ARXB36LATH	 ARXB45LATH					
Duct							 ARXA24LATH	 ARXA30LATH	 ARXA36LATH	 ARXA45LATH					
High Static Pressure Duct									 ARXC36LATH	 ARXC45LATH		 ARXC60LATH*	 ARXC72LATH*	 ARXC90LATH*	
Floor / Ceiling			 ABYA12LBTH	 ABYA14LBTH	 ABYA18LBTH		 ABYA24LBTH								
Ceiling								 ABYA30LBTH	 ABYA36LBTH	 ABYA45LBTH	 ABYA54LBTH				
Compact Wall Mounted (EEV internal)	 ASYA07LACH	 ASYA09LACH	 ASYA12LACH	 ASYA14LACH											
Compact Wall Mounted (EEV external)	 ASYE07LACH	 ASYE09LACH	 ASYE12LACH	 ASYE14LACH											
Wall Mounted					 ASYA18LACH		 ASYA24LACH	 ASYA30LACH							

With this model, connection of EV kit is necessary.

*: ARXC60/72/90LATH can be connected to V-II series only.

Indoor units specifications


Compact Cassette



Model name		AUXB07LALH	AUXB09LALH	AUXB12LALH	AUXB14LALH	AUXB18LALH	AUXB24LALH
Power source		230V~, 50Hz					
Capacity	Cooling	2.2	2.8	3.6	4.5	5.6	7.1
	Heating	2.8	3.2	4.1	5.0	6.3	8.0
Input power	W	25	25	29	35	36	84
	High	540	550	600	680	710	1,030
Airflow rate	Med	450	450	530	590	580	830
	Low	350	350	390	390	400	450
	High	34	35	37	38	41	50
Sound pressure level	Med	30	30	34	34	35	44
	Low	25	25	27	27	27	30
	Dimensions (H x W x D)	mm 245 x 570 x 570					
Weight	kg	15			17		
Connection pipe diameter	Liquid (Flare)	ø6.35		ø9.52			
	Gas (Flare)	ø12.70		ø15.88			
	Drain	ø25 (I.D.); ø32 (O.D.)					
Decoration Panel (option)	Model name	UTG-UFYC-W					
	Dimensions (H x W x D)	mm 50 x 700 x 700					
	Weight	kg 2.6					

Note : Specifications are based on the following conditions.
 Cooling : Indoor temperature of 27°CDB / 19°CWB, and outdoor temperature of 35°CDB / 24°CWB.
 Heating : Indoor temperature of 20°CDB / (15°CWB), and outdoor temperature of 7°CDB / 6°CWB.
 Pipe length : 7.5 m; Height difference between outdoor unit and indoor unit : 0 m.
 Voltage : 230 [V].

Cassette



Model name		AUXD18LALH	AUXD24LALH	AUXA30LALH	AUXA36LALH	AUXA45LALH	AUXA54LALH
Power source		230V~, 50Hz					
Capacity	Cooling	5.6	7.1	9.0	11.2	12.5	14.0
	Heating	6.3	8.0	10.0	12.5	14.0	16.0
Input power	W	39	46	59	80	99	119
	High	1,150	1,280	1,600	1,800	1,900	2,000
Airflow rate	Med	940	1,040	1,300	1,300	1,370	1,370
	Low	870	870	1,100	1,100	1,100	1,100
	High	36	38	40	44	46	47
Sound pressure level	Med	30	33	38	38	39	39
	Low	29	29	33	33	33	33
	Dimensions (H x W x D)	mm 246 x 840 x 840		mm 288 x 840 x 840			
Weight	kg	23		27			
Connection pipe diameter	Liquid (Flare)	ø15.88		ø9.52			ø19.05
	Gas (Flare)	ø15.88		ø9.52			ø19.05
	Drain	ø25 (I.D.); ø32 (O.D.)					
Decoration Panel (option)	Model name	UTG-UGYA-W					
	Dimensions (H x W x D)	mm 50 x 950 x 950					
	Weight	kg 5.5					

Note : Specifications are based on the following conditions.
 Cooling : Indoor temperature of 27°CDB / 19°CWB, and outdoor temperature of 35°CDB / 24°CWB.
 Heating : Indoor temperature of 20°CDB / (15°CWB), and outdoor temperature of 7°CDB / 6°CWB.
 Pipe length : 7.5 m; Height difference between outdoor unit and indoor unit : 0 m.
 Voltage : 230 [V].

Compact Duct Low Static Duct & Duct




Model name		ARXB07LALH	ARXB09LALH	ARXB12LALH	ARXB14LALH	ARXB18LALH	ARXB24LATH	ARXB30LATH	ARXB36LATH	ARXB45LATH	ARXA24LATH	ARXA30LATH	ARXA36LATH	ARXA45LATH		
Power source		230V~, 50Hz														
Capacity	Cooling	2.2	2.8	3.6	4.5	5.6	7.1	9.0	11.2	12.5	7.1	9.0	11.2	12.5		
	Heating	2.8	3.2	4.0	5.0	6.3	8.0	10.0	12.5	14.0	8.0	10.0	12.5	14.0		
Input power	W	46	55	63	90	96	145	198	253	338	190	188	312	312		
	High	370	440	590	800	890	1,100	1,410	1,710	1,970	1,280	1,280	1,720	1,720		
Airflow rate	Med	310	370	500	750	810	920	1,280	1,600	1,790	1,210	1,210	1,670	1,670		
	Low	280	340	450	700	730	810	1,150	1,470	1,670	1,130	1,130	1,600	1,600		
	Standard static pressure	Pa	0 to 50	0 to 50	0 to 50	0 to 50	0 to 50	0 to 80	0 to 80	0 to 80	0 to 80	30 to 150	30 to 150	30 to 150	30 to 150	
Sound pressure level	High	25	25	25	25	25	40	50	60	100	60	100	100	100		
	Med	29	31	30	33	36	31	34	37	41	38	40	43	43		
	Low	24	27	25	30	30	25	29	33	36	34	36	39	39		
Dimensions (H x W x D)	mm	217 x 663 x 595			217 x 953 x 595			270 x 1,135 x 700			270 x 1,135 x 700					
Weight	kg	18			25			43			45					
Connection pipe diameter	Liquid (Flare)	ø6.35			ø9.52			ø9.52			ø9.52					
	Gas (Flare)	ø12.70			ø15.88			ø15.88			ø19.05		ø15.88		ø19.05	
	Drain	ø25 (I.D.); ø32 (O.D.)						ø25 (I.D.); ø32 (O.D.)			ø25 (I.D.); ø32 (O.D.)					

Slim Duct (Drain pump internal)



Model name		ARXD07LATH	ARXD09LATH	ARXD12LATH	ARXD14LATH	ARXD18LATH	ARXD24LATH
Power source		230V~, 50Hz					
Capacity	Cooling	2.2	2.8	3.6	4.5	5.6	7.1
	Heating	2.8	3.2	4.0	5.0	6.3	8.0
Input power	W	44	50	54	92	83	122
	High	550	600	600	800	940	1,330
Airflow rate	Med	490	550	510	710	840	1,240
	Low	440	480	450	610	750	1,100
	Standard static pressure	Pa	0 to 90	0 to 90	0 to 90	0 to 90	0 to 90
Sound pressure level	High	25	25	25	25	25	25
	Med	28	29	30	34	34	35
	Low	22	24	24	28	28	29
Dimensions (H x W x D)	mm	198 x 700 x 620			198 x 900 x 620		198 x 1,100 x 620
Weight	kg	18			19		23
Connection pipe diameter	Liquid (Flare)	ø6.35			ø9.52		ø15.88
	Gas (Flare)	ø12.70			ø12.70		ø15.88
	Drain	ø22 (I.D.); ø26 (O.D.)					

High Static Pressure Duct



Model name		ARXC36LATH	ARXC45LATH	ARXC60LATH*	ARXC72LATH*	ARXC90LATH*
Power source		230V~, 50Hz				
Capacity	Cooling	11.2	12.5	18.0	22.4	25.0
	Heating	12.5	14.0	20.0	25.0	28.0
Input power	W	405	427	427	1,110	1,250
	High	2,600	3,500	3,500	3,900	4,300
Airflow rate	Med	1,950	3,000	3,000	3,300	4,000
	Low	1,450	2,460	2,460	3,000	3,500
	Standard static pressure	Pa	100 to 200	100 to 250	100 to 250	50 to 300
Sound pressure level	High	45	49	49	51	53
	Med	38	45	45	48	51
	Low	32	42	42	45	49
Dimensions (H x W x D)	mm	400 x 1,050 x 500			450 x 1,550 x 700	
Weight	kg	45		47		82
Connection pipe diameter	Liquid	ø9.52 (Flare)			ø12.70 (Brazing)	
	Gas	ø19.05 (Flare)			ø22.22 (Brazing)	
	Drain	ø25 (I.D.); ø32 (O.D.)				

Note : Specifications are based on the following conditions.
 Cooling : Indoor temperature of 27°CDB / 19°CWB, and outdoor temperature of 35°CDB / 24°CWB.
 Heating : Indoor temperature of 20°CDB / (15°CWB), and outdoor temperature of 7°CDB / 6°CWB.
 Pipe length : 7.5 m; Height difference between outdoor unit and indoor unit : 0 m.
 *: ARXC60/72/90LATH can be connected to V-II series only.

Indoor units specifications

Floor / Ceiling



Model name		ABYA12LBTH	ABYA14LBTH	ABYA18LBTH	ABYA24LBTH
Power source		230V~, 50Hz			
Capacity	Cooling	3.6	4.5	5.6	7.1
	Heating	4.0	5.0	6.3	8.0
Input power		W			
Airflow rate	High	660	780	1,000	1,000
	Med	570	640	720	820
	Low	490	550	580	680
Sound pressure level	High	36	40	46	47
	Med	32	36	39	42
	Low	28	34	35	37
Dimensions (H x W x D)		mm 199 x 990 x 655			
Weight		kg 25		kg 27	
Connection pipe diameter	Liquid (Flare)	mm ø6.35		mm ø9.52	
	Gas (Flare)	mm ø12.70		mm ø15.88	
	Drain	mm ø25 (I.D.) ; ø32 (O.D.)			

Note : Specifications are based on the following conditions.
 Cooling : Indoor temperature of 27°CDB / 19°CWB, and outdoor temperature of 35°CDB / 24°CWB.
 Heating : Indoor temperature of 20°CDB / (15°CWB), and outdoor temperature of 7°CDB / 6°CWB.
 Pipe length : 7.5 m; Height difference between outdoor unit and indoor unit : 0 m.
 Voltage : 230 [V].

Ceiling



Model name		ABYA30LBTH	ABYA36LBTH	ABYA45LBTH	ABYA54LBTH
Power source		230V~, 50Hz			
Capacity	Cooling	9.0	11.2	12.5	14.0
	Heating	10.0	12.5	14.0	16.0
Input power		W			
Airflow rate	High	1,630	1,690	2,010	2,270
	Med	1,370	1,400	1,600	1,780
	Low	1,140	1,170	1,230	1,280
Sound pressure level	High	42	45	48	51
	Med	38	38	42	45
	Low	33	34	35	36
Dimensions (H x W x D)		mm 240 x 1,660 x 700			
Weight		kg 47		kg 48	
Connection pipe diameter	Liquid (Flare)	mm ø9.52		mm ø9.52	
	Gas (Flare)	mm ø15.88		mm ø19.05	
	Drain	mm ø25 (I.D.) ; ø32 (O.D.)			

Note : Specifications are based on the following conditions.
 Cooling : Indoor temperature of 27°CDB / 19°CWB, and outdoor temperature of 35°CDB / 24°CWB.
 Heating : Indoor temperature of 20°CDB / (15°CWB), and outdoor temperature of 7°CDB / 6°CWB.
 Pipe length : 7.5 m; Height difference between outdoor unit and indoor unit : 0 m.
 Voltage : 230 [V].

Compact Wall Mounted



Model name		ASYA07LACH	ASYA09LACH	ASYA12LACH	ASYA14LACH	ASYE07LACH	ASYE09LACH	ASYE12LACH	ASYE14LACH
Power source		230V~, 50Hz				230V~, 50Hz			
Capacity	Cooling	2.2	2.8	3.6	4.5	2.2	2.8	3.6	4.5
	Heating	2.8	3.2	4.1	5.0	2.8	3.2	4.1	5.0
Input power		W				W			
Airflow rate	High	490	500	560	670	490	500	560	680
	Med	450	450	480	490	450	450	480	490
	Low	370	370	420	420	370	370	420	420
Sound pressure level	High	35	36	39	44	34	35	38	43
	Med	33	33	35	37	32	32	34	35
	Low	27	27	31	32	26	26	30	30
Dimensions (H x W x D)		mm 275 x 790 x 215				mm 275 x 790 x 215			
Weight		kg 9				kg 9			
Connection pipe diameter	Liquid (Flare)	mm ø6.35				mm ø6.35			
	Gas (Flare)	mm ø12.70				mm ø12.70			
	Drain	mm ø13.8(I.D.) ; ø15.8-ø16.7(O.D.)				mm ø13.8(I.D.) ; ø15.8-ø16.7(O.D.)			
EV Kit (option)						UTR-EV09XB		UTR-EV14XB	

Note : Specifications are based on the following conditions.
 Cooling : Indoor temperature of 27°CDB / 19°CWB, and outdoor temperature of 35°CDB / 24°CWB.
 Heating : Indoor temperature of 20°CDB / (15°CWB), and outdoor temperature of 7°CDB / 6°CWB.
 Pipe length : 7.5 m; Height difference between outdoor unit and indoor unit : 0 m.
 Voltage : 230 [V].



















Wall Mounted












Model name		ASYA18LACH	ASYA24LACH	ASYA30LACH
Power source		230V~, 50Hz		
Capacity	Cooling	5.6	7.1	8.0
	Heating	6.3	8.0	9.0
Input power		W		
Airflow rate	High	840	1,100	1,240
	Med	770	910	980
	Low	690	730	770
Sound pressure level	High	41	48	52
	Med	39	43	45
	Low	35	35	35
Dimensions (H x W x D)		mm 320 x 998 x 228		
Weight		kg 15		
Connection pipe diameter	Liquid (Flare)	mm ø9.52		
	Gas (Flare)	mm ø15.88		
	Drain	mm ø12 (I.D.) ; ø16 (O.D.)		

Note : Specifications are based on the following conditions.
 Cooling : Indoor temperature of 27°CDB / 19°CWB, and outdoor temperature of 35°CDB / 24°CWB.
 Heating : Indoor temperature of 20°CDB / (15°CWB), and outdoor temperature of 7°CDB / 6°CWB.
 Pipe length : 7.5 m; Height difference between outdoor unit and indoor unit : 0 m.
 Voltage : 230 [V].

Control Systems Lineup

Type			VRF	
			S	J-II & V-II
Individual control system	Wired Remote Controller		● UTB-YUB	● UTY-RNKY
	Simple Remote Controller		● UTB-YPB	● UTY-RSKY
	Simple Remote Controller (Without operation mode)		● UTB-YRA	● UTY-RHKY
	Wireless Remote Controller		● UTB-YVB	● UTY-LNHY
	IR Receiver Unit		● UTB-YWA	● UTB-YWC
	IR Receiver Kit		—	● UTY-LRHYB1
Centralized control system	Group Remote Controller		● UTB-YDB	● UTY-CGGY
	Central Remote Controller		—	● UTY-DCGY
	Central Remote Controller		● UTB-YCA	—
	Touch panel Controller		—	● UTY-DTGY
	System Controller		● UTY-APGX	● UTY-APGX UTY-PEGX
Adaptor & Converter	Network Converter		● UTR-YRDA	● UTY-VGGXZ1
	Network Converter for LONWORKS®		● UTR-YLLA	● UTY-VLGX
	BACnet® Gateway		● UTY-ABGX	● UTY-ABGX
	Signal Amplifier		● UTY-VSGX	● UTY-VSGX
	External Switch Controller		● UTR-YESA UTY-TEKX	● UTY-TEKX
Service & Maintenance	Service Tool		● UTY-ASGX	● UTY-ASGX
	Web Monitoring Tool		● UTY-AMGX	● UTY-AMGX

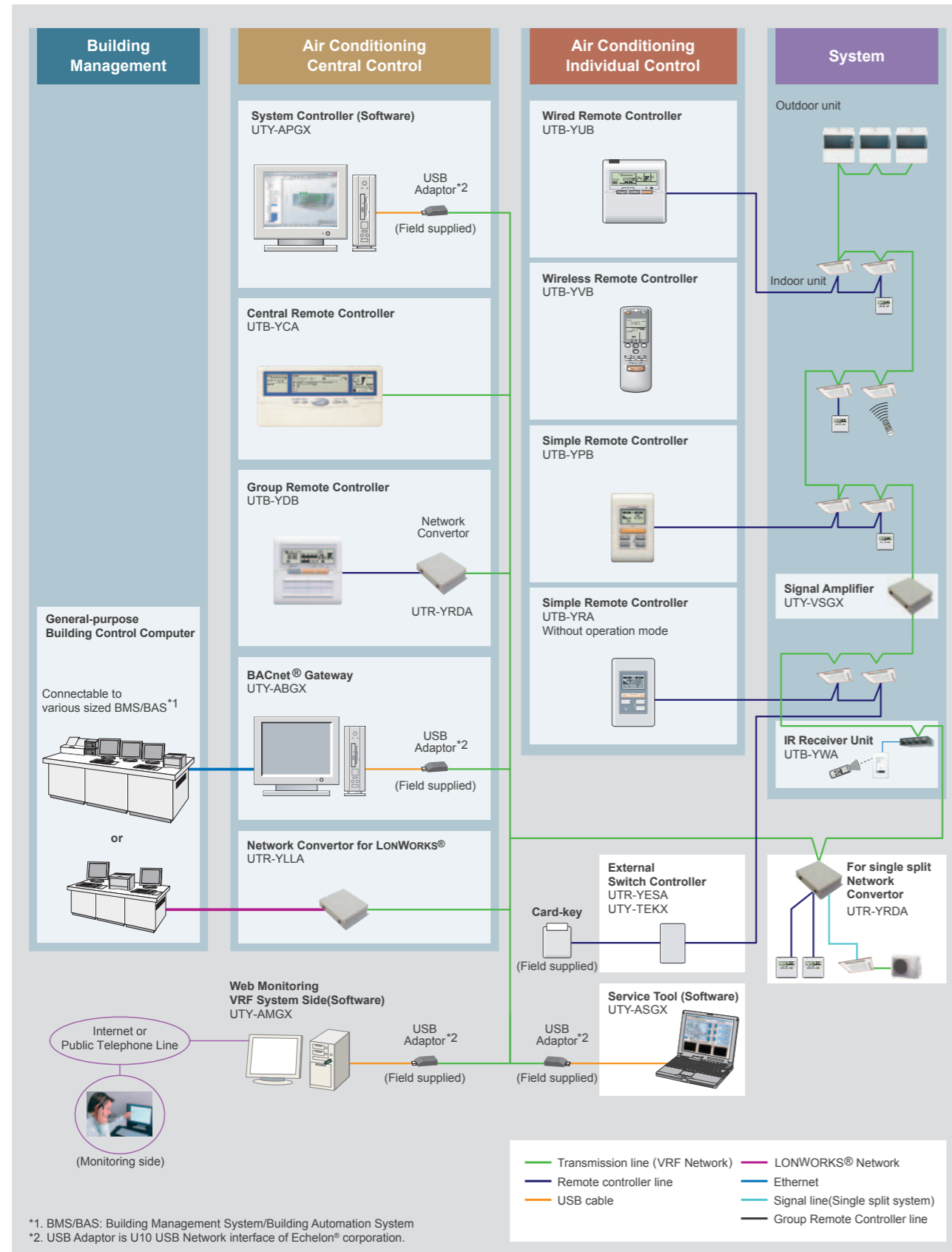
Comparison table of Controllers

Type	Individual control				Centralized control				
	Wired Remote Controller	Simple Remote Controller	Simple Remote Controller ^{*1}	Wireless Remote Controller	Group Remote Controller	Central Remote Controller	Central Remote Controller	Touch Panel Controller	System Controller (Software)
Model name	 UTB-YUB UTY-RNKY	 UTB-YPB UTY-RSKY	 UTB-YRA UTY-RHKY	 UTB-YVB UTY-LNHY	 UTB-YDB UTY-CGGY	 UTY-DCGY	 UTB-YCA	 UTY-DTGY	 UTY-APGX
Max. controllable remote controller groups	1	1	1	1	8	100	400	400	1600
Max. controllable indoor units	16	16	16	16	96	100	400	400	1600
Max. controllable groups	—	—	—	—	—	16	64	400	1600
Air conditioning control function	On / Off	●	●	●	●	●	●	●	●
	Operating mode setting	●	●	—	●	●	●	●	●
	Fan speed setting	●	●	●	●	●	●	●	●
	Room temp. setting	●	●	●	●	●	●	●	●
	Room temp. set point limitation	—	—	—	—	—	●	—	●
	Test operation	●	●	—	●	—	●	●	—
	Up/down air direction flap setting	●	—	—	●	—	●	●	●
	Right/left air direction flap setting	●	—	—	●	—	●	●	●
	Group setting	—	—	—	—	—	●	●	●
	RC prohibition	—	—	—	—	—	●	●	●
Anti freeze setting	—	—	—	—	—	●	●	●	
Economy mode setting	●	—	—	●	—	●	●	●	
Display	Failure	●	●	●	—	●	●	●	●
	Defrosting	●	●	●	—	—	●	●	●
	Current time	●	—	—	●	—	●	●	●
	Day of week	●	—	—	—	—	●	●	●
	R.C. prohibition	●	●	●	—	—	●	●	●
	Cooling/heating priority	●	●	●	—	—	●	●	●
	Address display	●	●	●	—	—	●	●	●
	Schedule timer	●	—	—	—	—	●	●	●
Timer	Period	Week	—	—	—	Week	Week	Week	Year
	On/off per day	4	—	—	—	4	20	4	20
	On/off per week	28	—	—	—	28	140	28	140
	On/off timer	●	—	—	●	—	—	●	—
	Sleep timer	—	—	—	●	—	—	—	—
	Program timer	—	—	—	●	—	—	—	—
Control	Day off	●	—	—	—	—	●	●	●
	Min. unit of timer setting(Minutes)	30	—	—	5	10	10	10	10
	Status monitoring system	—	—	—	—	—	●	—	●
	Electricity charge calculation	—	—	—	—	—	—	—	●
	Error history	●	●	●	—	●	●	●	●
	Emergency stop	—	—	—	—	—	● ^{*2}	—	● ^{*2}
Control	Control via internet	—	—	—	—	—	—	—	●
	E-mail notification for malfunction	—	—	—	—	—	—	—	●

*1 "Operation mode" setting is not available for this model.
*2 This function is available only through external input. control.

System diagram

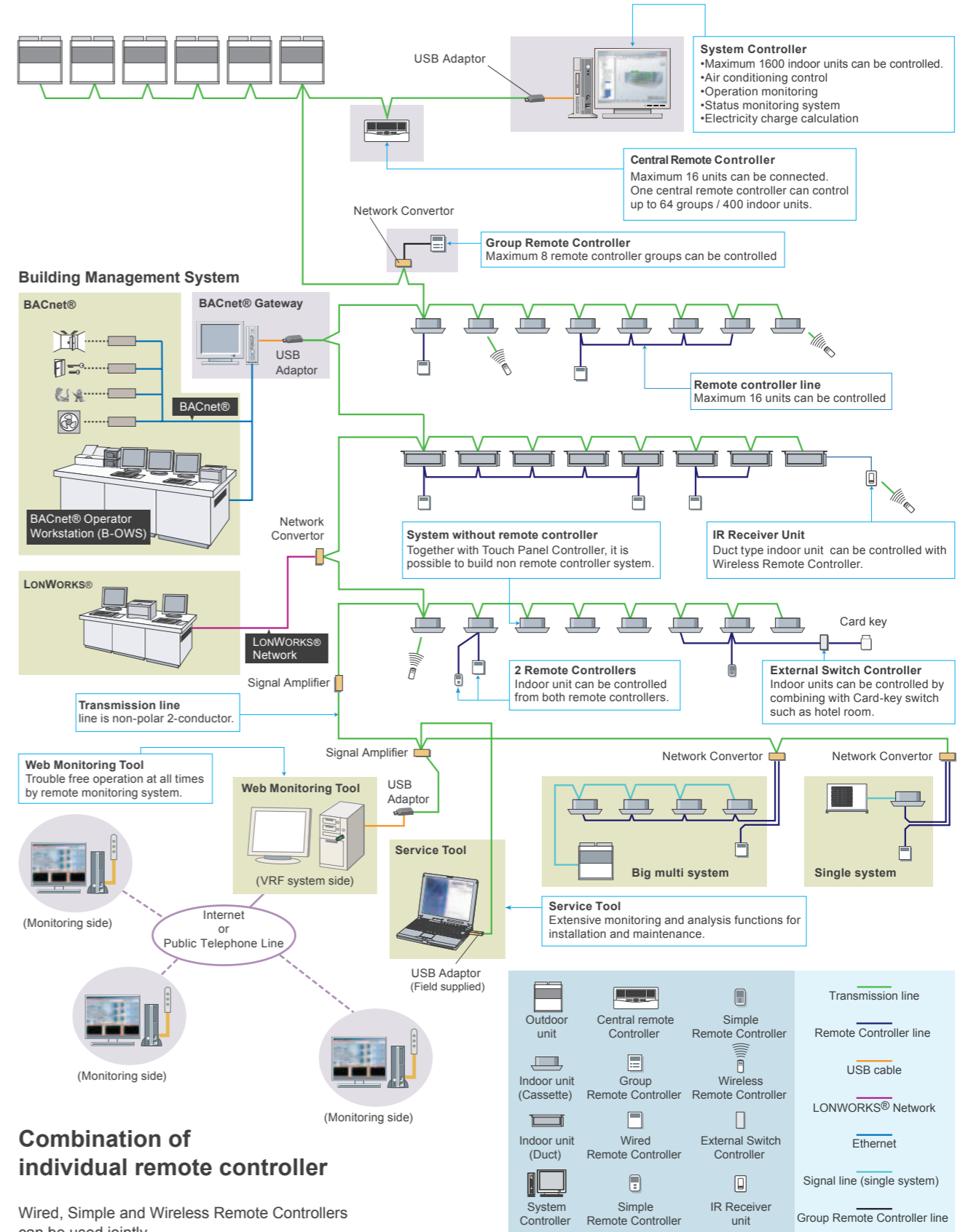
It supports every user's needs by offering a variety of control systems available, such as individual control, central control and building management system control options



Max. transmission line length
2,000m

Wiring system

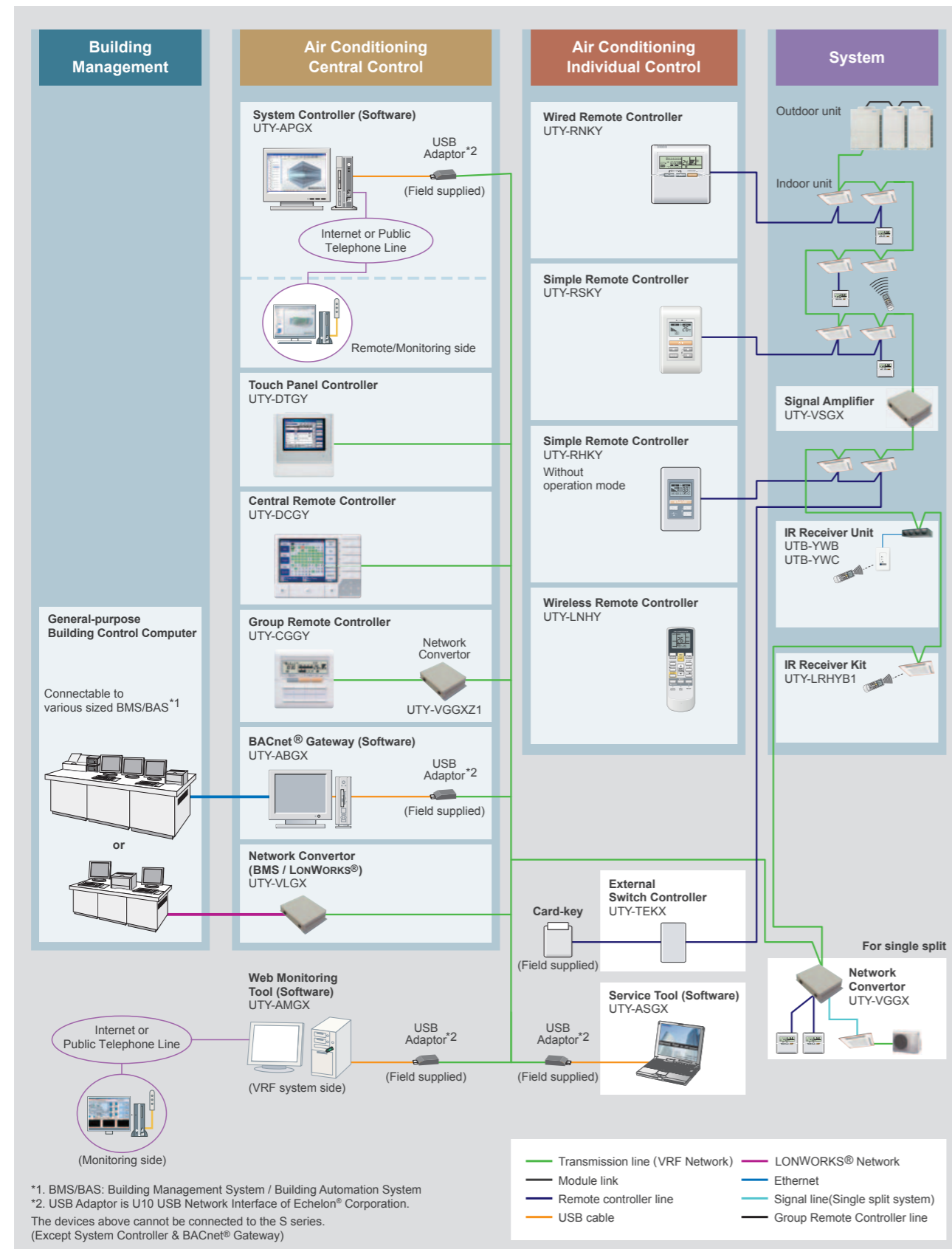
•Wiring construction of the control system is made of power source wiring, transmission wiring and remote controller wiring.
•Total wiring length (total length of transmission line) can be extended up to 2000m (by using signal amplifiers).



Max. transmission line length
3,600m

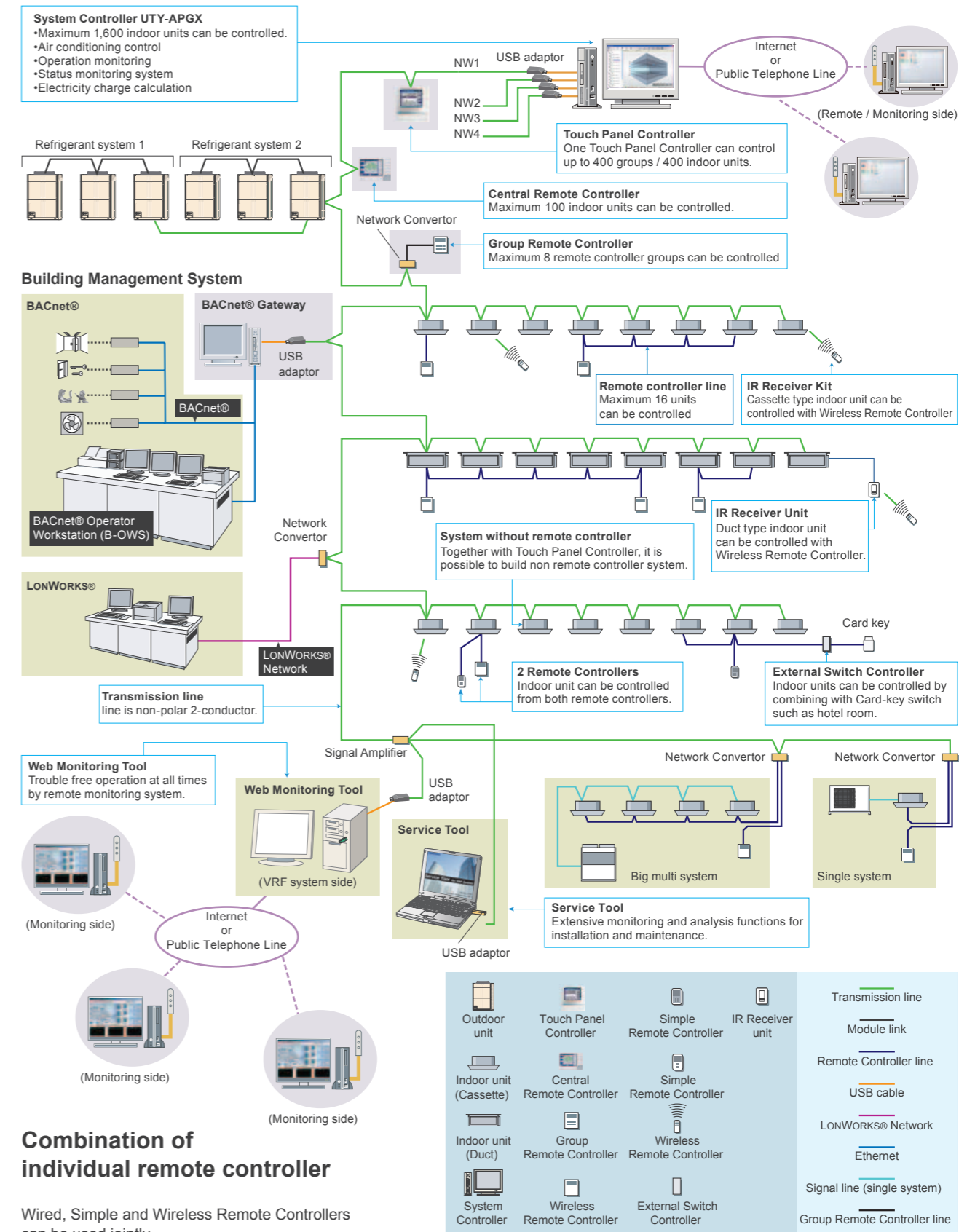
System diagram

The V-II system supports every users needs by offering a variety of Control systems, including individual control, central control and building management control options.



Wiring system

•Wiring construction of the control system is made of power source wiring, transmission wiring and remote controller wiring.
•Total wiring length (total length of transmission line) can be extended up to 3,600m (by using signal amplifiers).



Controller


Wired Remote Controller

UTB-YUB/UTY-RNKY

The room temperature can be controlled by detecting the temperature accurately from the built-in sensor

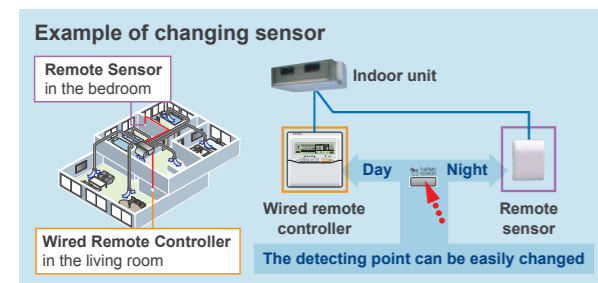
- Simple operation with Built-in Weekly / Daily Timer.
- Control up to 16 indoor units.
- Up to 2 wired remote controllers can be connected to a single indoor unit.

Max. controllable
16
indoor units



Accurate and comfortable

Indoor temperature can be detected accurately by the inclusion of a thermo sensor in the body of the wired controller. This new wired remote controller and the optional remote sensor allows flexibility in sensor location, suitable for all requirements.



Displayed temperature is set temperature.

Built-in timers

Weekly timer: Possible to set ON/OFF time to operate twice each day of the week.

Setback timer: Possible to set temperature for two times spans and for each day of the week.

At "Weekly timer" + "Set back timer" setup

Diagnosis check function

Two methods are available for determining the cause of failure in the event of a malfunction occurs:

Simple installation

Components are compatible with standard switch boxes. Flat back surface allows to be installed wherever it is needed.

Simple Remote Controller

UTB-YPB/UTY-RSKY

UTB-YRA/UTY-RHKY (Without operation mode)

Compact remote controller provides access to basic functions

- Up to 16 indoor units can be controlled with one remote controller.
- Suitable for hotels or offices as it is easily operated with no complex functions.

Max. controllable
16
indoor units



UTB-YPB/UTY-RSKY UTB-YRA/UTY-RHKY
Without operation mode

User-friendly operation

- A large On / Off button is provided in the centre of the remote controller for easy operation.
- Background light enables easy operation in a darkened room.
- Following an error display, diagnostics can be carried out on the controller.



Functions

Model	UTB-YPB/UTY-RSKY	UTB-YRA/UTY-RHKY
On / Off	●	●
Fan control	●	●
Operation mode	●	— *1
Room temp. setting	●	●

*1: "Operation mode" setting is not available. It is recommend to use together with other type controller.

Specifications

Model name	UTB-YUB/UTY-RNKY	UTB-YPB/UTY-RSKY	UTB-YRA/UTY-RHKY
Power Source	DC 12V	DC 12V	DC 12V
Dimensions (H x W x D) (mm)	120 x 120 x 17	120 x 75 x 14	120 x 75 x 14
Weight (g)	160	90 (100 : UTY-RSKYT)	90 (100 : UTY-RHKYT)

DC12V is supplied by the indoor unit.

Wireless Remote Controller

UTB-YVB/UTY-LNHY

Simple and sophisticated operations with a choice of 4 daily timers

- A single controller controls up to 16 indoor units.

Max. controllable
16
indoor units

Selectable
4
daily timers



UTB-YVB UTY-LNHY

Built-in timers

Select from 4 different timer programs:

On / Off / Program / Sleep

Program timer: The program timer operates the ON and OFF timer once within a 24 hour period.

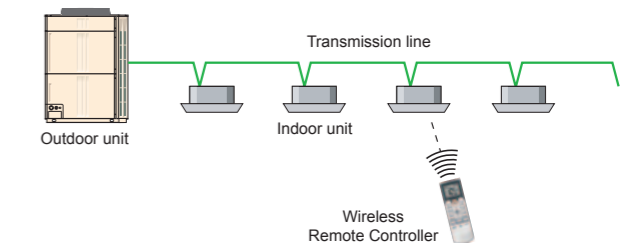
Sleep timer: The sleep timer function automatically corrects the set temperature according to the time setting to prevent excessive cooling or heating during sleep hours.

Easy installation and operation

- Code selector switch prevents indoor unit mix-up. (Up to 4 codes can be set.)
- Wide and precise transmitting range.

System addressing

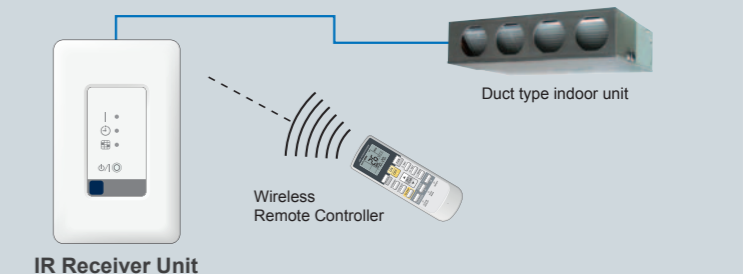
During installation work, system addressing can be performed using the Wireless Remote Controller, thus eliminating manual switch setting.



IR Receiver Unit

UTB-YWA/UTB-YWC

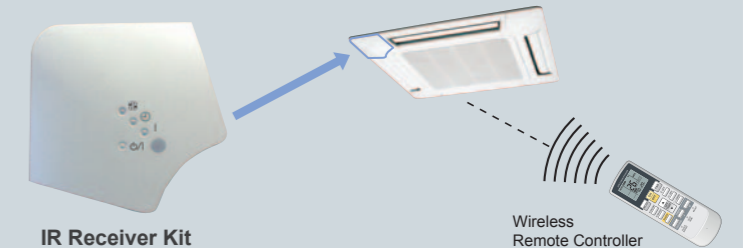
Necessary to control for all duct type by Wireless Remote Controller



IR Receiver Kit

UTY-LRHYB1

Cassette type indoor unit can be controlled with Wireless Remote Controller



Specifications

Model name	UTB-YVB/UTY-LNHY	UTB-YWA/UTB-YWC	UTY-LRHYB1
Battery	1.5V (R03 / LR03 / AAA) x 2	DC 12V	DC 12V
Dimensions (H x W x D) (mm)	158 x 56 x 20	122 x 60 x 26.5	213.8 x 213.8 x 25.7
Weight (g)	70	150	140

Controller

Group Remote Controller

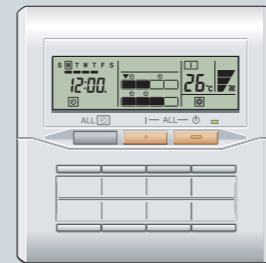
UTB-YDB / UTY-CGGY

Group control of indoor units with simple operation

- Up to 8 remote controller groups can be controlled by one Group Remote Controller.
- Up to 64 Group Remote Controllers can be connected in one VRF network system.
- Network Converter is required to connect Group Remote Controllers to a VRF network system.
(Network Converter allows up to 4 Group Remote Controllers)

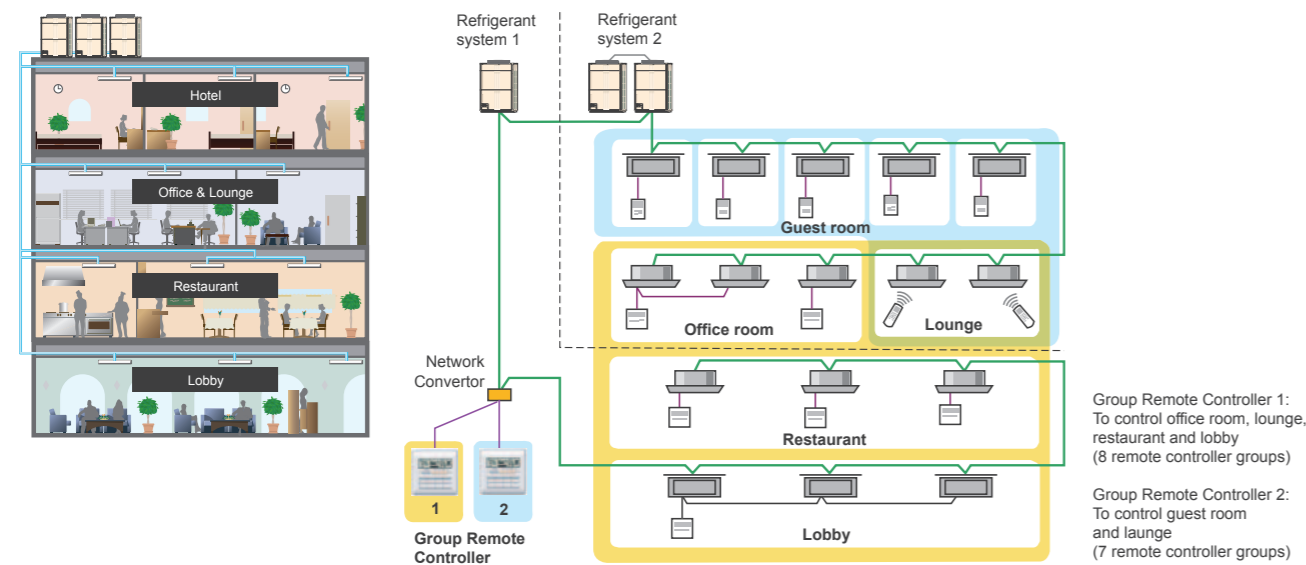
Max. controllable
64
group R.C. in a VRF
network system

Max. controllable
8
remote
controller groups



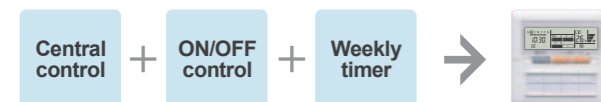
Control up to 8 remote controller groups

- Single Group Remote Controller controls and monitors up to 8 remote controller groups.



High performance and compact size

ON / OFF, Operating mode, Room temperature and Fan speed setting can be controlled / monitored centrally or individually.



Built-in weekly timers

- The weekly timer is provided as a standard function.
1. The timer can be set up for up to 4 times per day. (On / Off, operating mode, set temperature)
 2. Allows separate settings for each day of the week.

Specifications

Model name	UTB-YDB / UTY-CGGY
Power Source	DC 12V
Dimensions (H x W x D) (mm)	120 x 120 x 17
Weight (g)	200

DC12V is supplied by a network converter.

Central Remote Controller

UTY-DCGY

Central control of small- and medium-sized buildings and tenants.

- Individual control and monitor of 100 indoor units
- 5 inch TFT color screen
- User friendly view and easy operation
- External input / output contact
- Detachable power supply unit
- Corresponds to 7 different languages like English, Chinese, French, German, Spanish, Russian, Polish.

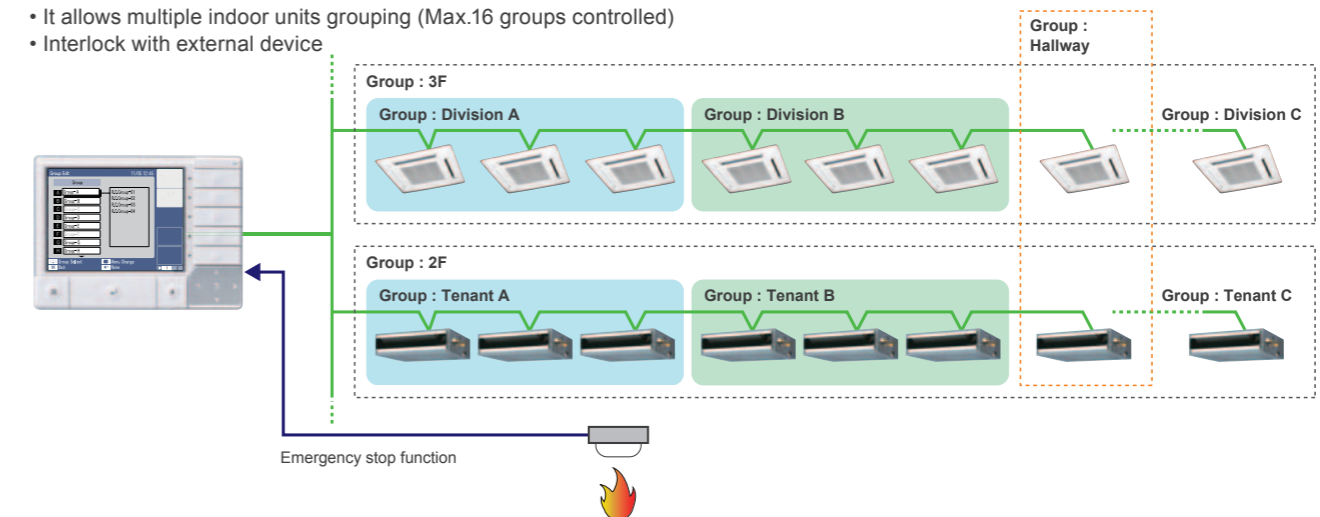
Max. controllable
100
Indoor units

Max. controllable
16
groups



System overview

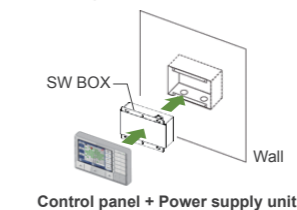
- It allows multiple indoor units grouping (Max.16 groups controlled)
- Interlock with external device



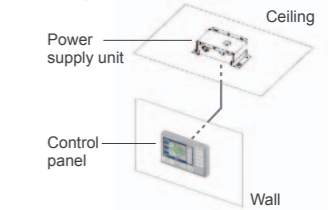
Easy Installation

- The control panel and power supply unit can be installed separately.
- For flexibility in installation, the Control panel can be built into the wall or fix on the wall.

Setting pattern 1



Setting pattern 2



Functions

- Diverse control of indoor units
- Automatic clock adjustment
- Weekly timer
- Error history

Specifications

Model name	UTY-DCGY	
	Control Panel	Power Supply Unit
Power Source	DC 5 V	100-240V, 50-60Hz, Single phase
Dimensions (H x W x D) (mm)	120 x 162 x 26	99 x 135 x 40
Weight (g)	308	355

PACKING LIST

Packing List	Control Panel / Power Supply Unit / Connecting cable, etc.
--------------	--

Controller

Central Remote Controller

UTB-YCA

Functionality in a compact housing with built-in weekly timer

- Up to 400 indoor units / 400 remote controller groups / 64 groups can be controlled by one system.
- Up to 16 central remote controllers can be connected into one system allowing operation and monitoring to be achieved from the central control room, at each floor, by each tenant, or in the plant room.

Max. controllable
400
indoor units

Max. controllable
400
remote controller groups

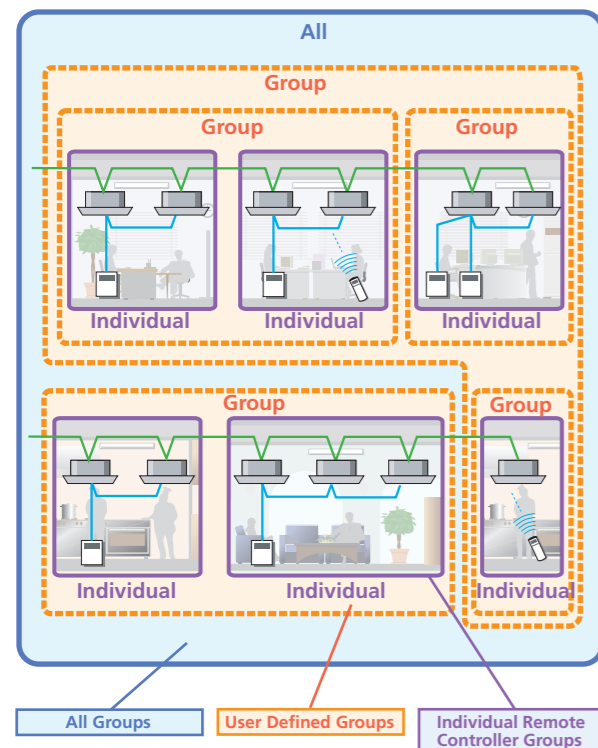
Max. controllable
64
groups



Control up to 400 indoor units

- The central remote controller performs system control after you select All Groups, User Defined Groups, or Individual Remote Controller Groups.
- Accurate control of functions such as Start / Stop, Operating Mode, Temperature, and Air Velocity ensures occupancy comfort.

Controllable method

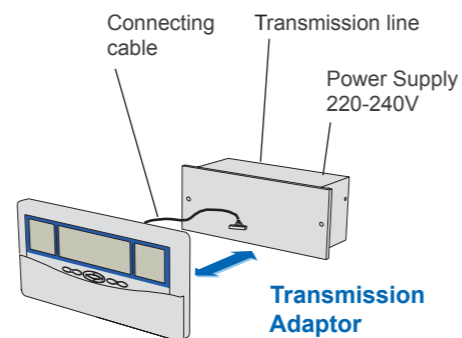


Central control

Any of 6 functions of the individual remote controller can be locked from the Central Remote Controller: all functions, timer mode, operating mode, temperature setting, filter reset, on/off. All functions can be controlled via the Central Remote Controller only.

Easy Installation

- The controller can be installed on any flat surface.
- The control panel and transmission adaptor can be installed separately.
- For flexibility in installation, the main unit can be built into the wall or exposed.



Control Panel

Functions

- Built-in weekly timer
- Memory functions
- Error display

Touch Panel Controller

UTY-DTGY

Max. controllable
400
indoor units



- Large-sized 7.5-inch TFT color
- LCD Easy finger touch operation
- Stylish shape and design to suit all application
- No additional component is required for installation
- Up to 400 indoor units can be controlled
- Selectable 2 display types (Icon / List) in monitoring mode
- Corresponds to 7 different languages, English, Chinese, French, German, Spanish, Russian, Polish.

Easy operation

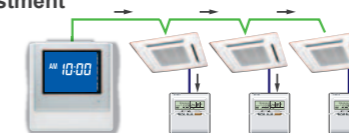
- Wide range of simple-to-understand icons
- Operation can be selected using your finger or the dedicated touch pen by pressing the appropriate on-screen icon
- Up-to-date status display
- Background color identifies current control operation blue for monitoring, green for operational control

Functions



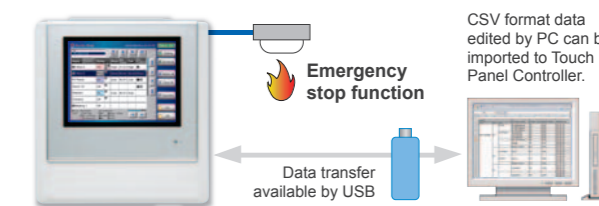
Automatic clock adjustment

The time setting of each controller can be set in batch automatically.



Versatility

- Emergency stop function:** Air conditioner can be turned off through the external input control
- The stored data can be transferred via USB port
- CSV format data edited by PC can be imported to Touch Panel Controller.



Easy installation

- Touch Panel Controller is easily mounted to the wall.
- Flat back surface allows to be installed wherever it is needed.
- No additional component is required for installation.



Specifications

Model name	UTB-YCA	
	Control Panel	Transmission Adaptor
Power Source	DC 12V	220-240V 50-60Hz Single phase
Power Consumption (W)	4.8	
Fuse Capacity (A)	3	
Dimensions (H x W x D)(mm)	143 x 296 x 22	107 x 288 x 100
Weight (g)	550	1,300

PACKING LIST

Packing List	Control Panel / Transmission Adaptor / Connecting Cable
--------------	---

Specifications

Model name	UTY-DTGY
Power Source	100-240V 50/60Hz
Dimensions (H x W x D) (mm)	260 x 246 x 54
Weight (g)	2,150
Interface	USB 2.0

Controller

System Controller Software

UTY-APGX


System Controller realizes the advanced integrated monitoring & control of VRF network system from small scale buildings to large scale buildings.

- Up to a maximum of 4 VRF network systems, 1600 indoor units, and 400 outdoor units can be controlled.
- Supports VRF S series, V series and V-II series.
- In addition to air conditioning precision control function, central remote control, electricity charge calculation, schedule management, and energy saving functions are strengthened and building manager and owner needs are met.
- Corresponds to 7 different languages (English, Chinese, French, German, Spanish, Russian, Polish)

Max. controllable
4
VRF network systems

Max. controllable
400
outdoor units

Max. controllable
1,600
indoor units

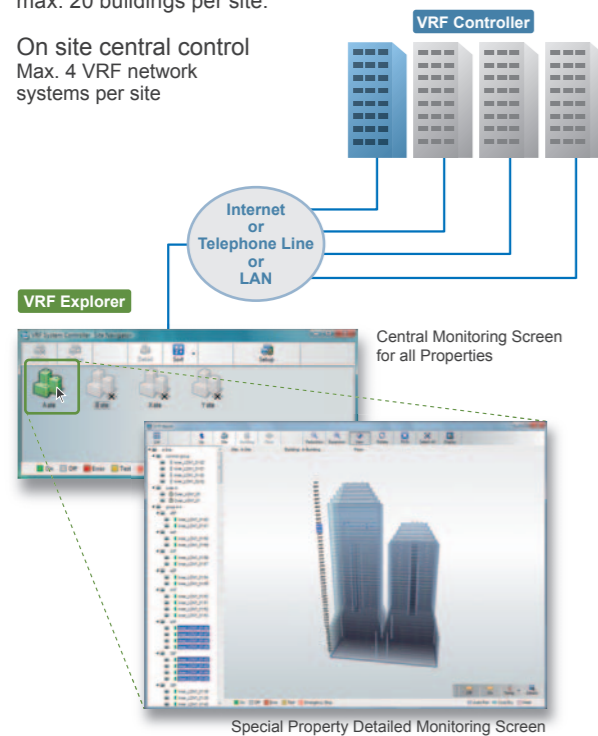


Remote centralized control

System Controller may be used on site or remotely over various networks for remote central control. System Controller requires

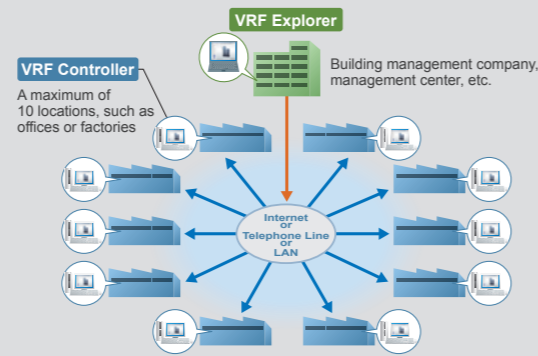
2 softwares working together. VRF Controller runs on site and communicate with VRF system. VRF Explorer runs remotely and provides user interface and communicate with the VRF Controller. VRF Controller and VRF Explorer program may run in a single PC or in different PCs separated by network. By using VRF Explorer software, one PC can perform central control of 10 VRF system sites with max. 20 buildings per site.

On site central control
Max. 4 VRF network systems per site

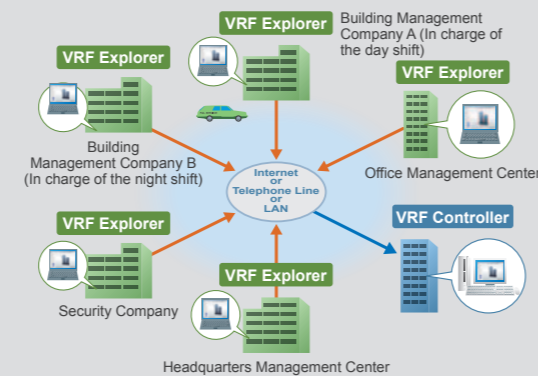


Remote central control

1 VRF Explorer can control or monitor up to 10 sites.



1 VRF Controller can be monitored from any number of VRF Explorers (Up to 5 connections simultaneously).



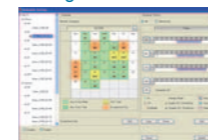
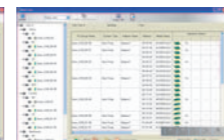
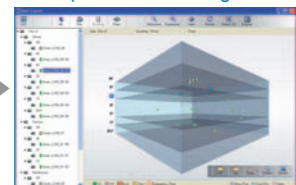
User friendly view and operation

Monitoring located site

Main operation monitoring screen

Operation monitoring of each site

Management functions



Monitor mode (Site)

Monitor mode (Building)

Monitor mode (Floor)

Monitor mode (List)

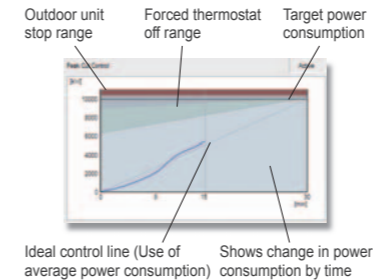
Schedule setting

Functions

Energy saving management Option UTY-PEGX:software

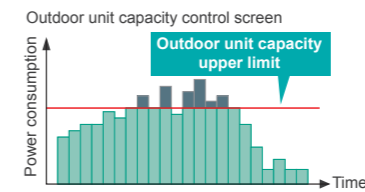
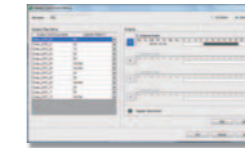
Peak cut operation

Controls overall operation while maintaining comfort according to the overall power consumption target value.



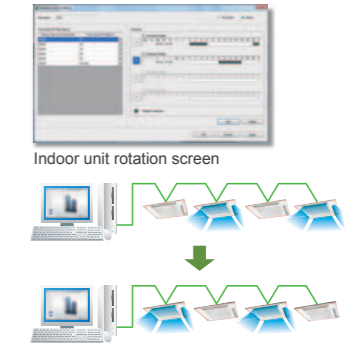
Outdoor unit capacity save

Sets an upper limit of outdoor unit capacity and performs capacity save operation at peak times.



Indoor unit rotation operation

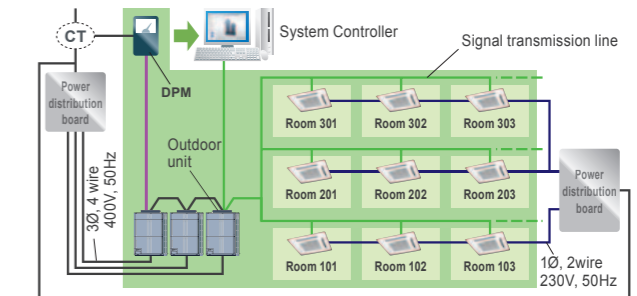
Reduces annual power consumption by operating indoor units in rotation.



Electricity charge apportionment

Apportions the power used by indoor and outdoor units and automatically calculates the electricity charge for each tenant. When you want to calculate the power used during a certain period in hotels, etc., computation linked with an electric meter is also possible. (Option)

Billing management for users for a set period of time, such as for hotels Option



Others

- Batched stop
- Schedule control
- Divers control of indoor units
- Error display & E-mail notification
- Operating & control record
- Prohibition setting

Specifications

Model name	UTY-APGX
Personal Computer	AT compatible machine that runs Microsoft® Windows®
Operating System	Microsoft® Windows® XP Professional (Service Pack 3 or later / English version), Microsoft® Windows Vista® Home Premium, Business (Service Pack 2 or later / Corresponds to 7 different languages.*), Microsoft® Windows® 7 Professional (64-bit is not supported. / Corresponds to 7 different languages.*) *English, Chinese, French, German, Spanish, Russian, Polish
CPU	Intel® Pentium® / Celeron 2 GHz (VRF Controller), 1 GHz (VRF Explorer) or higher
HDD	40 GB or more of free space (5 GB for VRF Explorer PC)
Memory	2 GB or more (VRF Controller), 1 GB or more (VRF Explorer)
Interface	USB port is required for each of the followings for Server PC ; • Wibu Key (Software protection key) • Echelon® U10 USB Network Interface (Required for each VRF Network) Ethernet port is required for remote connection using internet.
Accelerator	Requires the internal graphics accelerator be compatible with Microsoft® DirectX® 9.0
Other Software Required	Adobe® Reader® 9.0 or later

PACKING LIST

CD-ROM	Includes the software for System Controller. Both VRF Controller and VRF Explorer software is included.
Wibe Key	Software protection key to be inserted in a USB slot running System Controller. System Controller may only run on a PC with Wibu Key. Remote VRF Explorer software does not require Wibu Key.

Personal computer must be field supplied. U10 USB Network Interface must be field supplied. Contact Echelon® Corporation or its local sales representative for detail.
Product Name : U10 USB Network Interface - TP/FT-10 Channel Model Number: 75010R

Adaptor & Converter

Network Converter

UTR-YRDA / UTY-VGGXZ1

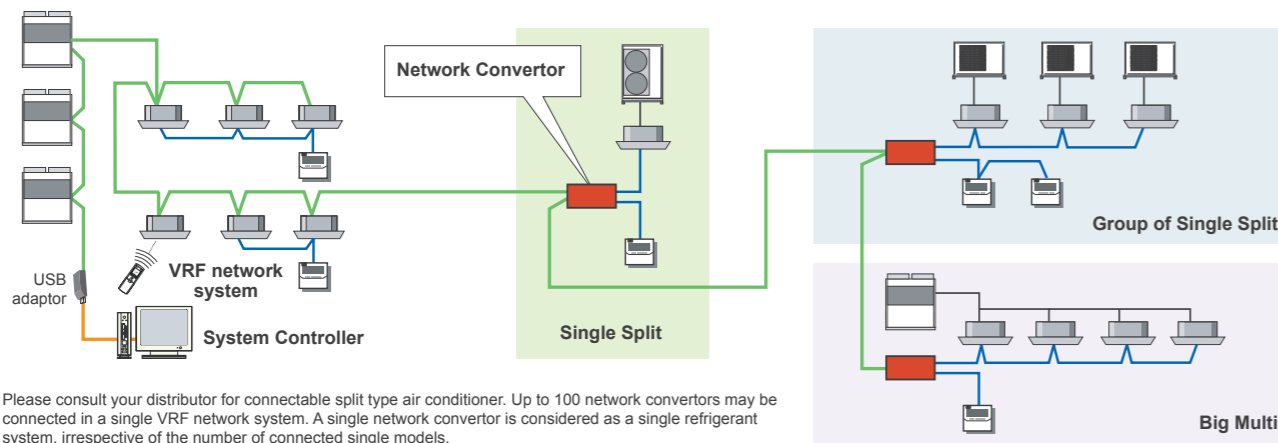
Max. controllable
16
Network
Converter units



- This network converter is to be used for connecting single split system or group remote controller with the VRF network system.
- Please select the function by switching the dip switch during the installation.

Installation example

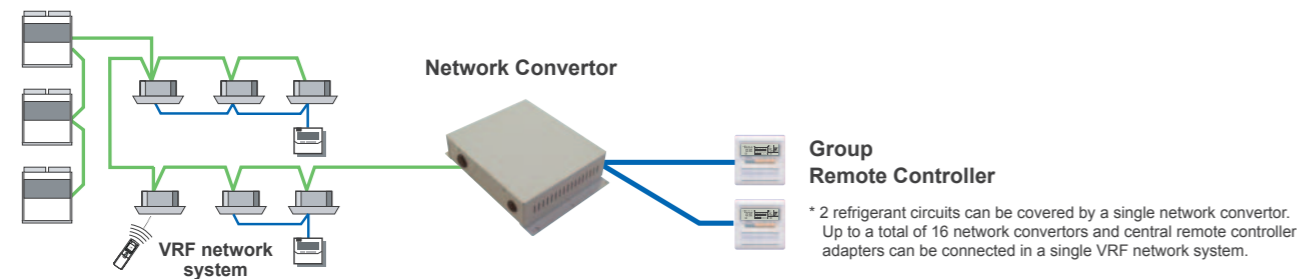
- Split type systems can be controlled from a central remote controller or PC controller through connection to the VRF's network converter.
- Standard remote controller and central remote controller provide On / Off control, master control, temperature and fan control, etc.
- A single network converter can be used to connect and control up to 16 single units.



Please consult your distributor for connectable split type air conditioner. Up to 100 network converters may be connected in a single VRF network system. A single network converter is considered as a single refrigerant system, irrespective of the number of connected single models.

Used for connecting Group Remote Controller

4 group remote controllers can be connected to a single Network converter.



* 2 refrigerant circuits can be covered by a single network converter. Up to a total of 16 network converters and central remote controller adaptors can be connected in a single VRF network system.

Specifications

Model name	UTR-YRDA / UTY-VGGXZ1
Power Source	50-60Hz 220-240V
Power Consumption (W)	8.5
Dimensions (H X W X D) (mm)	67 x 288 x 211
Weight (g)	1,500

Model name	UTR-YLLA / UTY-VLGX
Power Source	220-240V 50/60Hz
Power Consumption (W)	4.5
Dimensions (H X W X D) (mm)	67 x 288 x 211
Weight (g)	1,500

Network Converter for LONWORKS®

UTR-YLLA / UTY-VLGX

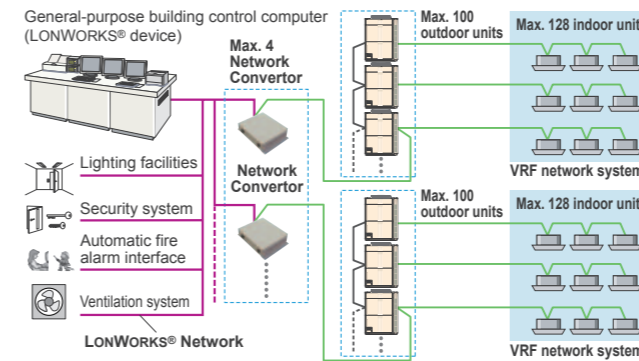
Max. controllable
4
Units to BMS

Max. controllable
128
indoor units



- For connection between VRF network system and a LONWORKS® open network for management of small to medium-sized BMS and VRF network system.
- The UTY-VLGX permits central monitoring and control of a VRF network system from a BMS through a LONWORKS® interface.
- Up to 128 Indoor units can be connected to one Network Converter for LONWORKS®

Installation example



Transmission specifications (BMS side)

Transmission speed	78kbps
Transceiver	FT-X1 (Echelon® Corporation)
Transmission way form	Free topology
Terminal resistor	None (It attaches at the terminal of a network.)


BACnet® Gateway

Software

Max. controllable
4
VRF network systems

Max. controllable
400
outdoor units

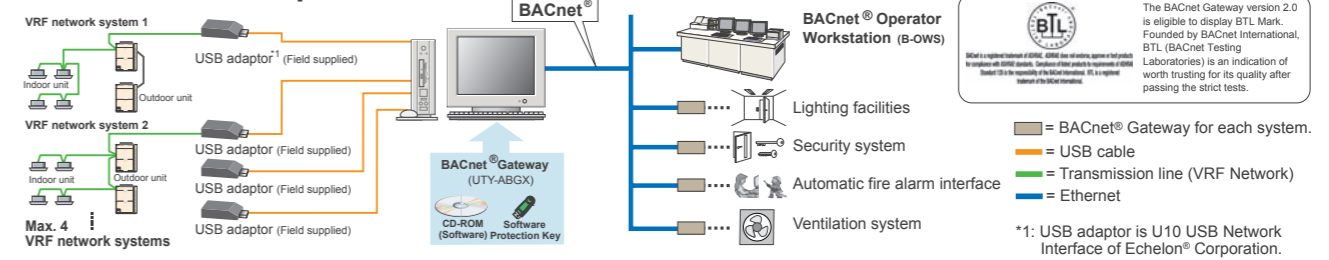
Max. controllable
1,600
indoor units



UTY-ABGX

- The VRF network system can be incorporated into a Building Management System.
- Enables central control of up to 1,600 indoor units through BACnet®, a global standard for open networks.
- Conforms to ANSI / ASHRAE Standards® 135-2004 BACnet® Application Specific Controller (B-ASC) BACnet® / IP over Ethernet.
- Connects up to 4 VRF network systems (1,600 indoor units / 400 outdoor units) per gateway.
- Supports VRF S/V series and V-II series

Installation example



Specifications

Model name	UTY-ABGX
Personal Computer	AT compatible machine that runs Microsoft® Windows®
Operating System	Microsoft® Windows® XP Professional (Service Pack 3 or later / Corresponds to 7 different languages.*) Microsoft® Windows Vista® Home Premium, Business (Service Pack 2 or later / Corresponds to 7 different languages.*) Microsoft® Windows® 7 Home Premium, Professional (Corresponds to 7 different languages.*) *English, Chinese, French, German, Spanish, Russian, Polish
CPU	Intel® Pentium® / Celeron®, AMD Athlon / Duron processor 2 GHz or higher
HDD	40 GB or more of free space
Memory	2 GB or more
Interface	USB port (x 2-5) is required Ethernet port is required
Other Software Required	Adobe® Reader® 9.0 or later

PACKING LIST

Packing List	CD-ROM / Wibu Key
--------------	-------------------


Personal computer must be field supplied. U10 USB Network Interface must be field supplied. Contact Echelon® Corporation or its local sales representative for detail.
Product Name : U10 USB Network Interface - TP/FT-10 Channel Model Number : 75010R

Adaptor & Converter, Service & Maintenance

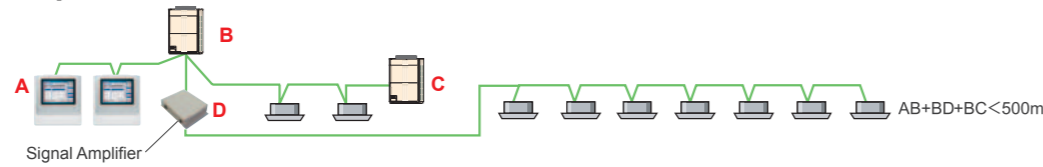
Signal Amplifier

UTY-VSGX

- Transmission Line length can be extended up to 3,600m for V-II series (2,000m for S series) with multiple Signal Amplifiers.
- Up to 8 signal amplifiers can be installed in a VRF network system.
- A signal amplifier is required,
 - (1) When the total wiring length of the transmission line exceeds 500m.
 - (2) When the total number of units on the transmission line exceeds 64.



Installation example




External Switch Controller

UTR-YESA / UTY-TEKX

Air conditioner switching can be controlled by connecting other sensor switches

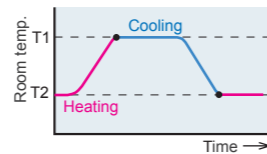
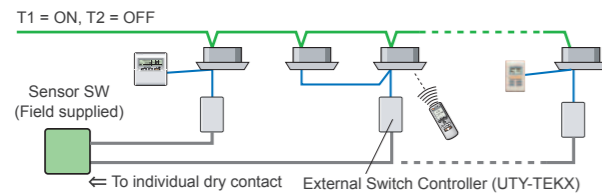
- In combination with a field supply Card-Key Switch or other sensor, the External Switch Controller allows control of the ON / OFF, Room temperature, Fan speed and Master control functions. This makes this product suitable for installations such as hotel rooms.
- Card-key or other sensor switches are available as a field supplied parts.



Installation example

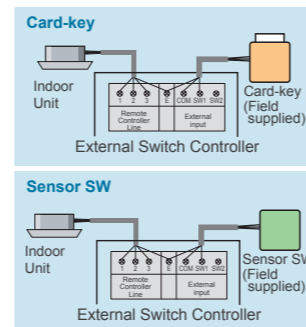
Auto mode operation, which switches the cooling and the heating automatically, is enabled by using the sensor switch and External Switch Controller.

Note: All indoor units will operate in the same mode.



- Note 1. Please choose a thermosensor switch which can be set up for T1 and T2.
- Note 2. The remote controller's operation is prior to the auto mode operation.

Electrical wiring



Specifications

Model name	UTY-VSGX
Power Source	220-240V 50/60Hz
Power Consumption (W)	4.5
Dimensions (H X W X D) (mm)	67 x 288 x 211
Weight (g)	1,500

Model name	UTR-YESA / UTY-TEKX
Power Source	DC 12V
Dimensions (H X W X D) (mm)	120 x 75 x 30
Weight (g)	90
DC12V is supplied by the indoor unit.	

Service Tool

Software

UTY-ASGX

Extensive monitoring and analysis functions for installation and maintenance

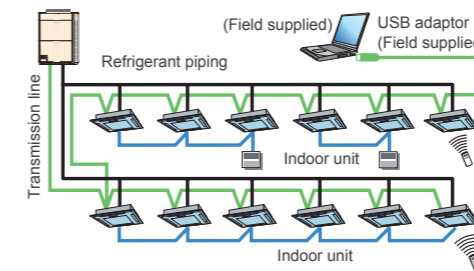
- Operation status can be checked and analyzed to detect even the smallest abnormalities
- Storage of data on system operation status on a PC allows access even from off site.
- Up to 400 indoor units (a single VRF network system) can be controlled and monitored for large scale buildings or hotels
- This software can be connected to any point of transmission line with USB adaptor (field supplied).
- Supports VRF S/V series and V-II series.

Max. Monitor and controll
400
indoor units

Max. Monitor and controll
100
outdoor units

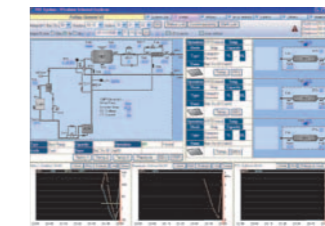


Wiring connection



Functions

•Equipment Detail (Diagram)



- Equipment Detail (List)
- Error History
- Remote File Download
- System List
- Commissioning Tool

Web Monitoring Tool

Software

UTY-AMGX

Product features

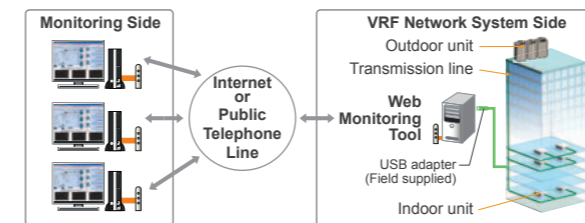
- Troubleshooting is performed by monitoring each air conditioning unit remotely during periodical system checks.
- Error notification can be automatically transmitted to several locations using the internet*1.
- Requires either a dedicated internet connection or public telephone line.
- Determination of an error occurrence can be made through error warnings and equipment status information obtained from a remote location.
- The monitoring data in a remote side can be optionally downloaded. And, this data can be displayed in offline mode of the service tool.
- Monitoring side computer is not required to install special software, requires only general web browser.
- Supports VRF S/V series and V-II series.

VRF network system can be supported
4

1,600
indoor units can be supported

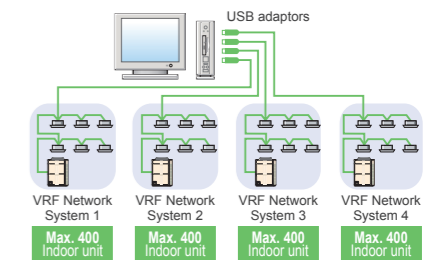
*1: Use of internet mail system required.

Web Monitoring System



Support 4 VRF network systems

USB adaptor (max. 4 adaptors per PC) permit, monitoring of up to 1,600 indoor units. Suitable for large-scale buildings or hotels.



Specifications

Model name	UTY-ASGX	UTY-AMGX
Personal Computer	AT compatible machine that runs Microsoft® Windows®	
Operating System	Microsoft® Windows® XP Professional (English version / Service pack 3 or later), Microsoft® Windows® Vista® Home Premium, Business Edition (English version / Service pack 2 or later), Microsoft® Windows® 7 Professional (64-bit is not supported. / English version / Service pack 1 or later)	
CPU	Intel® Pentium® / Celeron®, AMD Athlon™ / Duron™ 1 GHz or higher	
HDD	10 GB or more of free space	40 GB or more of free space
Memory	1 GB (Vista, 7), 512 MB (XP) or more	1 GB or more
Interface	USB port (for U10 USB Network Interface and Software protection key). Following interface is required for remote connection: Public Telephone Line : Modem is required Internet using LAN : Ethernet port is required	
Software	Internet Explorer 6.0 or 7.0 or 8.0 / Adobe® Reader® 9.0 or later	
Hardware	CD-ROM drive	

PACKING LIST

Packing List	CD-ROM / Wibu Key
--------------	-------------------

Personal computer must be field supplied. U10 USB Network Interface must be field supplied. Contact Echelon® Corporation or its local sales representative for detail.
Product Name : U10 USB Network Interface - TP/FT-10 Channel Model Number: 75010R

Optional Parts List

Type		S	J-II	V-II
Individual control	Wired Remote Controller		● UTB-YUB	● UTY-RNKY
	Simple Remote Controller	With operation mode	● UTB-YPB	● UTY-RSKY
		Without operation mode	● UTB-YRA	● UTY-RHKY
	Wireless Remote Controller		● UTB-YVB	● UTY-LNHY
	IR Receiver Unit	For All Duct type	● UTB-YWA	● UTB-YWC
	IR Receiver Kit	For All Cassette type	—	● UTY-LRHYB1
Centralized control	Group Remote Controller		● UTB-YDB	● UTY-CGGY
	Central Remote Controller		● UTB-YCA	● UTY-DCGY
	Touch panel Controller		—	● UTY-DTGY
	System Controller		● UTY-APGX	● UTY-APGX / UTY-PEGX
Adaptor & Converter	Network Converter		● UTR-YRDA	● UTY-VGGXZ1
	Network Converter for LONWORKS®		● UTR-YLLA	● UTY-VLGX
	BACnet® Gateway		—	● UTY-ABGX
	Signal Amplifier		—	● UTY-VSGX
	External Switch Controller		● UTY-TEKX / UTR-YESA	● UTY-TEKX
Refrigerant Piping Parts	EV Kit	For Compact Wall Mounted type	—	● UTR-EV09XB / UTR-EV14XB
Panel	Decoration Panel	For Compact Cassette type	● UTG-UDYD-W	● UTG-UFYC-W
		For Cassette type	—	● UTG-UGYA-W
Service	Service Tool (software)		● UTY-ASGX	● UTY-ASGX
	Web Monitoring Tool (software)		● UTY-AMGX	● UTY-AMGX
Others	Remote Sensor	For All Duct type	● UTD-RS100	● UTD-RS100
	Auto Louver Grille Kit		—	● UTD-GXSA-W / UTD-GXSB-W / UTD-GXSC-W
	Long Life Filter	For Low Static Pressure Duct / Duct type	● UTD-LF60KA	● UTD-LF60KA
		For High Static Pressure Duct type	● UTD-LF25NA	● UTD-LF25NA
	Flange	For Low Static Pressure Duct / Duct / Ceiling type	● UTD-RF204	● UTD-RF204
		For Low Static Pressure Duct / Duct type	● UTD-SF045T	● UTD-SF045T
	Drain Pump Unit	For Compact Duct / Low Static Pressure Duct / Duct type	—	● UTZ-PX1BBA / UTZ-PX1NBA
		For Ceiling type	—	● UTR-DPB24T
	Wide Panel	For Cassette type	—	● UTG-AGYA-W
	Panel Spacer	For Cassette type	—	● UTG-BGYA-W
	Fresh Air Intake Kit	For Compact Cassette type	—	● UTZ-VXAA
For Cassette type		—	● UTZ-VXGA	
Air Outlet Shutter Plate	For Compact Cassette type	—	● UTR-YDZB	
	For Cassette type	—	● UTR-YDZC	
Insulation for High Humidity	For Compact Cassette type	—	● UTZ-KXGC	
	For Cassette type	—	● UTZ-KXGA / UTZ-KXGB	

Refrigerant Piping Parts

Connection Units

Separation Tube

Separation tubes are available for installation as necessary.

For S series

UTR-BP54MA / UTR-BP90MA

For J-II & V-II Series

UTR-BP090X

For V-II Series

UTR-BP180X

UTR-BP567X

Header

Headers are available for installation as necessary.
*Reducer is attached to each header kit.

For S series

UTR-HD906R

UTR-HD908R

For J-II & V-II Series

UTR-H0906L / UTR-H1806L*

UTR-H0908L / UTR-H1808L*

*For V-II Series only

Outdoor Unit Branch Kit
For V-II Series

UTR-CP567X

RB (Refrigerant Branch) Unit
For S series

Single type

UTF-Y54A1A

Multi type

UTF-Y90A4A

EV Kit
For without EV Kit model
(J-II & V-II Series)








For Compact Wall Mounted type

UTR-EV09XB / UTR-EV14XB






Optional Parts for VRF

Controllers / Adaptor & Converter






Controllers for Individual Control

Wired Remote Controller  UTB-YUB / UTY-RNKY	Simple Remote Controller  With operation mode UTB-YPB / UTY-RSKY  Without operation mode UTB-YRA / UTY-RHKY
Wireless Remote Controller  UTB-YVB  UTY-LNHY	IR Receiver Unit For Duct type  UTB-YWA / UTB-YWC For Cassette type  UTY-LRHYB1





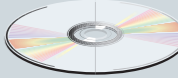
Controllers for Centralized Control

Group Remote Controller  UTB-YDB / UTY-CGGY	Central Remote Controller  UTB-YCA  UTY-DCGY
Touch Panel Controller  UTY-DTGY	System Controller  UTY-APGX / UTY-PEGX

Adaptors & Convertors

Network Converter  UTR-YRDA / UTY-VGGXZ1	Network Converter for LONWORKS®  UTR-YLLA / UTY-VLGX	BACnet® Gateway  CD-ROM (Software) Software Protection Key UTY-ABGX
Signal Amplifier  UTY-VSGX	External Switch Controller  UTR-YESA / UTY-TEKX	

Panel / Service

Panel			Service	
Decoration Panel  UTG-UDYD-W  UTG-UFYC-W  UTG-UGYA-W	Service Tool  CD-ROM (Software) UTY-ASGX	Web Monitoring Tool  CD-ROM (Software) UTY-AMGX		

Others

For Duct type		
Remote Sensor Unit New amenity space can be offered by installing the Remote sensor.  UTD-RS100	Auto Louver Grille Kit  UTD-GXSA-W (For 07/09/12/14 type) UTD-GXSB-W (For 18 type) UTD-GXSC-W (For 24 type)	Long-Life Filter  UTD-LF60KA  UTD-LF25NA
Flange  (Round) UTD-RF204  (Square) UTD-SF045T	Drain Pump Unit  UTZ-PX1BBA / UTZ-PX1NBA	
For Cassette type		
Wide Panel  Indoor unit 950 Panel 600 (mm) UTG-AGYA-W	Panel Spacer  242mm Panel spacer UTG-BGYA-W	Fresh Air Intake Kit  For Compact Cassette type UTZ-VXAA  For Cassette type UTZ-VXGA
Air Outlet Shutter Plate Shuts the air outlet when only using as 2 or 3 blow out.  For Compact Cassette type UTR-YDZB  For Cassette type UTR-YDZC	Insulation Kit For High Humidity  Insulation Kit For Compact Cassette type / Cassette type UTZ-KXGA / UTZ-KXGB / UTZ-KXGC	
For Ceiling type		
Drain Pump Unit  UTR-DPB24T		



Suppresses indoor temperature changes while providing fresh air

High efficiency and low noise are achieved using a highly efficient element. Comfortable air-conditioned environment is provided by effectively determining whether to use heat-exchange ventilation or normal ventilation while meeting diverse needs.



Energy Recovery Ventilator

More Comfortable Air Conditioning
Energy Recovery Ventilator

Energy saving ventilation

Thanks to efficient recovery of thermal energy lost during Ventilation, you can save an air-conditioning fee.

Facility saving

Thanks to a drastic reduction of load incurred by outside air, you can make air-conditioners more compact in parallel with the recovery of thermal energy.

Humidity adjusting effect

*In a cooling mode, a highly humid open-air is brought near to a dehumidified room atmosphere and then supplied.
In a heating mode, a room humidity is transferred to the dry outside air and then supplied.*

Sound shield effect

The ducts of the unit and the heat exchange element are characteristic of sound shield effect, so that the office and store environment can be preserved.

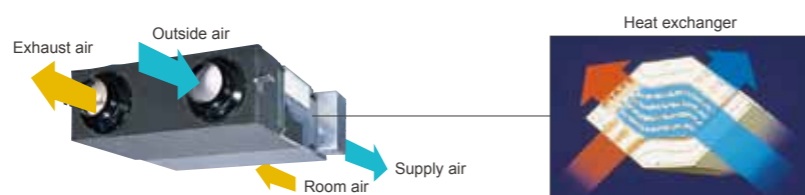


Energy Recovery Ventilator

Energy recovery ventilator unit offers maximum comfort and greater energy savings.



Adopts a highly efficient counter-flow heat exchange element



Heat exchange ventilation and normal ventilation

Heat exchange ventilation

When a room is cooled or heated, the exhausted cooling / heating energy is recovered by heat-exchange ventilation.

Normal ventilation

This is used in the spring and autumn, when rooms are not cooled or heated, that is, when there is little difference between the indoor and outdoor air conditions. In addition, at night during the hot season, when the outside air temperature drops the outside air is drawn inside without heat exchange, alleviating the load on the air conditioning equipment.

More Comfort

Quiet operation

Significantly reducing low pressure loss and noise allows low-noise operation of 32 dB (High) or less for models with a capacity of 500 m³/h or less, and 37.5 dB (High) for models with a capacity of 1,000 m³/h.

Long heat-exchanger service life

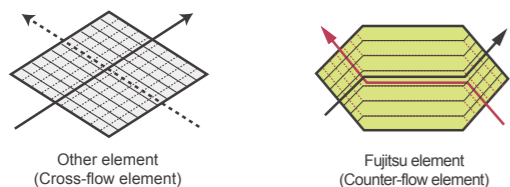
Cleaning reduced due to the special material heat exchanger. The nylon/polyester fibre filter offers high dust retention capacity.

High Efficiency

Energy efficiency and ecology

20%
Energy saving

Energy consumption is dramatically reduced by using a counter-flow heat-exchange element. Air conditioning load is reduced by approximately 20%, resulting in significant energy savings. Recovers up to 77% of the heat in the outgoing air.



With the cross-flow element, air moves in a straight line across the element. With the counter-flow element, air flows through the element for a longer time (longer distance), so the heat-exchange effect remains unchanged.

Easy Installation and Maintenance

Slim shape and easier installation

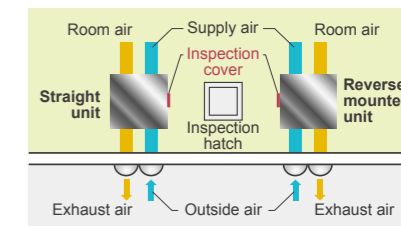
Counter-flow heat exchange element used for reduced noise and slimmer, more compact body shape.



Reverse mountable direct air supply / exhaust system

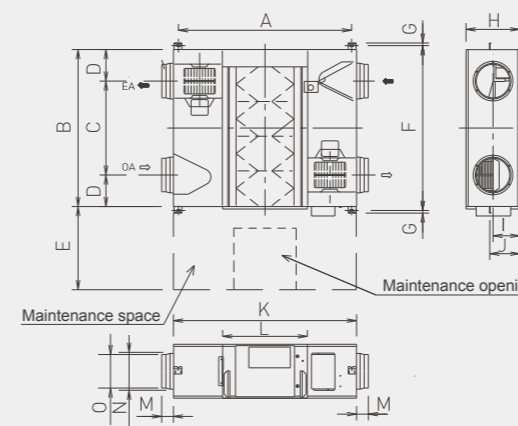
Adoption of straight air supply / exhaust system: Duct design is simplified because the air supply / exhaust ducts are straight.

Since each unit can be mounted in reverse position, only one inspection hole is needed for two units: Two units can share one inspection hole so duct work is easier and more flexible.



Dimensions Models: UTZ-BX025A / UTZ-BX035A / UTZ-BX050A / UTZ-BX080A / UTZ-BD100A

(Unit : mm)



	UTZ-BX025A	UTZ-BX035A	UTZ-BX050A	UTZ-BX080A	UTZ-BD100A
A	810	810	890	1,250	1,250
B	599	804	904	884	1,134
C	315	480	500	428	678
D	142	162	202	228	228
E	600	600	600	600	600
F	655	860	960	940	1,190
G	19	19	19	19	19
H	270	270	270	388	388
I	135	145	145	194	194
J	159	159	159	218	218
K	882	882	962	1,322	1,322
L	414	414	414	612	612
M	95	95	107	85	85
N	219	219	246	258	258
O	144	144	194	242	242

Specifications

Rated flow rate		250 m ³ /h	350 m ³ /h	500 m ³ /h	800 m ³ /h	1000 m ³ /h	
Model No.		UTZ-BX025A	UTZ-BX035A	UTZ-BX050A	UTZ-BX080A	UTZ-BD100A	
Power source		220-240V, 50Hz					
Heat Exchange Ventilation	Input power	(Extra high)/High/Low W	119 / 99 / 79	154 / 124 / 117	214 / 169 / 151	347 / 309 / 302	445 / 360 / 332
	Air flow rate	(Extra high)/High/Low m ³ /h	250 / 250 / 170	350 / 350 / 280	500 / 500 / 370	800 / 800 / 650	1,000 / 1,000 / 810
	External static pressure	(Extra high)/High/Low Pa	90 / 80 / 37	95 / 65 / 42	105 / 70 / 38	140 / 110 / 70	90 / 55 / 35
	Temperature Exchange Efficiency	(Extra high)/High/Low %	75 / 75 / 77	75 / 75 / 77	75 / 75 / 77	75 / 75 / 76	75 / 75 / 76
	Energy Exchange Efficiency Cooling	(Extra high)/High/Low %	63 / 63 / 66	66 / 66 / 69	62 / 62 / 67	65 / 65 / 68	65 / 65 / 68
	Energy Exchange Efficiency Heat pump	(Extra high)/High/Low %	70 / 70 / 73	69 / 69 / 71	67 / 67 / 71	71 / 71 / 74	71 / 71 / 73
Normal Ventilation	Sound pressure level	(Extra high)/High/Low dB*	28 / 26 / 21	32 / 29 / 25	34 / 31 / 25	38 / 36.5 / 32	37.5 / 36 / 31
	Input power	(Extra high)/High/Low W	119 / 98 / 79	151 / 119 / 113	210 / 161 / 145	337 / 300 / 297	438 / 358 / 329
	Air flow rate	(Extra high)/High/Low m ³ /h	250 / 250 / 170	350 / 350 / 280	500 / 500 / 370	800 / 800 / 650	1,000 / 1,000 / 810
	External static pressure	(Extra high)/High/Low Pa	90 / 80 / 37	95 / 65 / 42	105 / 70 / 38	140 / 110 / 70	90 / 55 / 35
	Sound pressure level	(Extra high)/High/Low dB*	27 / 26.5 / 21.5	31 / 30 / 26	34 / 32 / 26.5	38.5 / 37 / 33	38 / 36.5 / 31.5
	Dimensions	W×D×H mm	882×599×270	882×804×270	962×904×270	1,322×884×388	1,322×1,134×388
Weight	kg	29	37	43	71	83	
Outlet duct diameter	mm	150	150	200	250	250	
Operation range	°C	-10 to 40	-10 to 40	-10 to 40	-10 to 40	-10 to 40	
Maximum humidity	%	85	85	85	85	85	

* The noise level must be measured 1.5 m below the centre of the unit.



Quickly transforms your room into an oasis

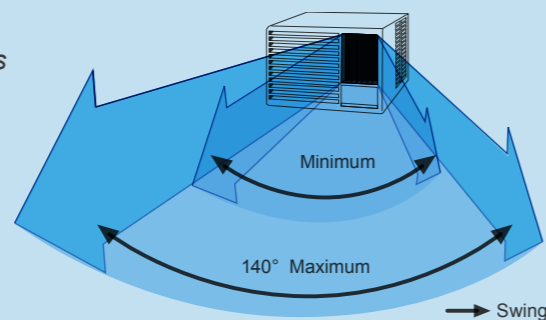


Window

Compact, High Power, and Low Noise
Window type Air Conditioners

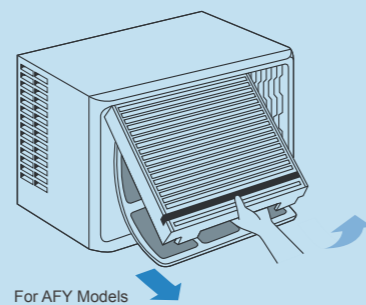
The Airflow Direction can be Freely Adjusted

Unrestricted direction of airflow. The louver allows airflow coverage as wide as 140°. Mounting the louver in the center provides coverage of an area as wide as 140°. Cold or warm air is distributed throughout the room.



Easy filter cleaning

The filter can be cleaned without removing the front panel.



AFY16UA



Specifications

Model No.		AFY16UA	
Power Source		V/Ø/Hz	230/1/50
Capacity	Cooling	kW	4.55
	Heating		4.30
Power Consumption	Cooling/Heating	kW	1.81/1.62
EER - Energy Class	Cooling	W/W	2.51-E
COP - Energy Class	Heating		2.65-E
Running Current	Cooling/Heating	A	8.0/7.2
Moisture Removal		l/h	2.1
Noise (Indoor)	Cooling	H/L	dB(A)
Air Flow (High)	Indoor / Outdoor	m ³ /h	620
Net Dimension		mm	400x660x633
H x W x D		kg(lbs)	61(134)
Operation Range	Cooling	°CDB	21~43
	Heating		0~21
Refrigerant			R410A
Feature	Super Power		●
	Super Quiet		●
	Super Wave		●
	Instant Air Exchange		●

WATERSTAGE™ is an Economical and Clean hot water heating system by Heat Pump

Complete Solution meets various needs

The clean energy produced by **WATERSTAGE™** reliably delivers "comfort" to diverse spaces in the home up to the living room, bedrooms, bath and swimming pool.



Air to Water

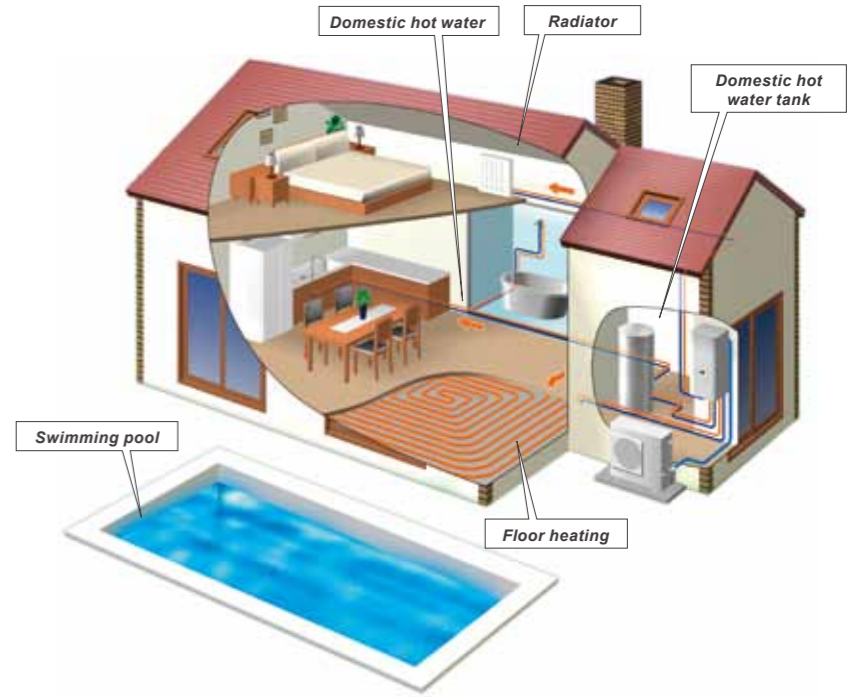
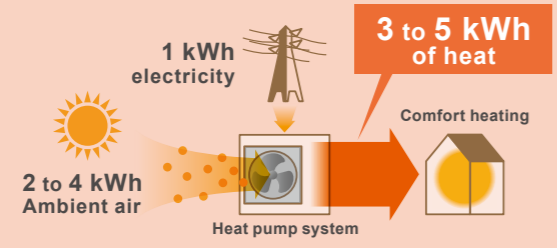
WATERSTAGE™

Future Solution of Domestic Heating

- 164** High Power
- 164** Comfort
- 165** Compact

What's a heat pump ?

Absorbing the free energy from atmosphere. Heat pump system requires only 1kW of electricity to generate 3 to 5 kW thermal energy.



SPLIT TYPE
High Power model

Indoor unit
WSYG140DB6
WSYK160DA9



Outdoor unit



WOYG112LBT
WOYG140LBT



WOYK112LAT
WOYK140LAT
WOYK160LAT

SPLIT TYPE
Comfort model

Indoor unit
WSYA050DA WSYA095DA
WSYA065DA WSYA128DA
WSYA080DA WSYA155DA



Outdoor unit



AOYA18LALL
AOYA24LALL



AOYA30LBTL



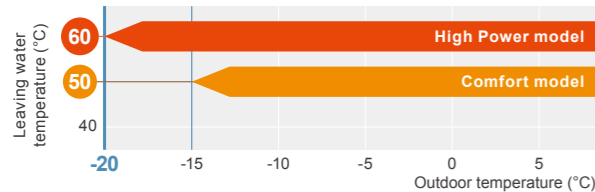
AOYA45LBTL
AOY54LJBYL

Powerful Heating & High Efficiency

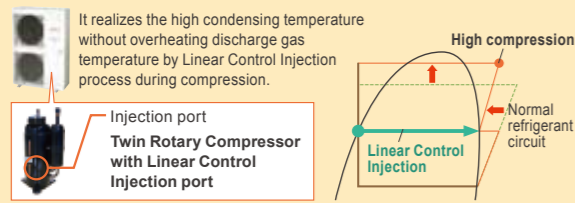
High leaving water temperature

High leaving water temperature of 60°C keeps to -20°C of outdoor temperature without using backup heater.

No backup heater



FUJITSU GENERAL's advanced Linear Control Injection Technology (High Power model)



High COP

Air to water heat pumps work with much more efficiency and save more energy than a traditional heating system.

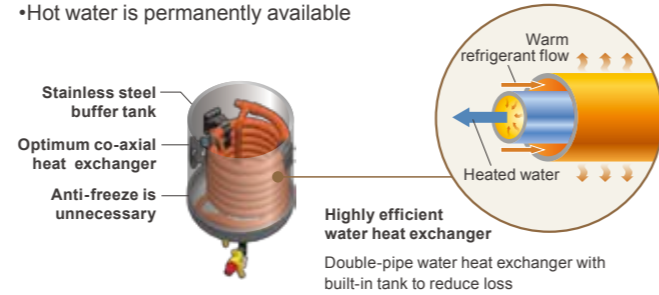


*The data refer to 16kW type Condition : Outdoor Temp. 7°C Heating Temp. 35°C.

High Reliability

High clean and durability

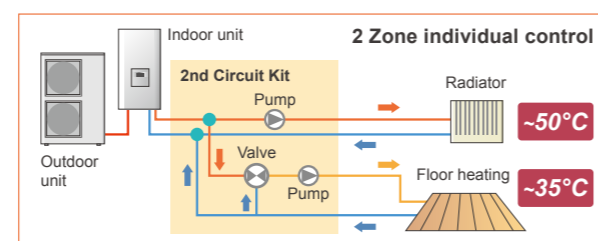
- Corrosion protected
- No fouling through heat exchanger construction
- Hot water is permanently available



Intelligent Control

2 Zone individual control

•2 Zone individual control (2 under floor heating zones or under floor heating + radiator zone, etc.)*



*Optional parts are required.

MONOBLOC TYPE
Compact model

Monobloc unit
WPYA080LA
WPYA100LA



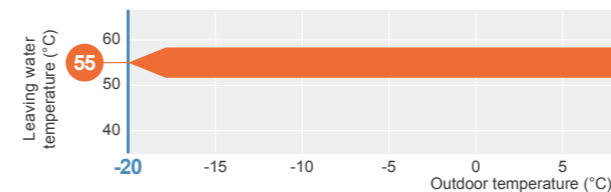
Control box
UTW-SCBYA

Compact & High Performance

High leaving water temperature

High leaving water temperature of 55°C keeps to -20°C of outdoor temperature without heater.

No backup heater



High COP

High COP is realized by using a DC twin rotary compressor, inverter technology, and high efficient water heat exchanger.



*Condition : Outdoor Temp. 7°C Heating Temp. 35°C.

Compact & light weight design



Weight
82kg

Intelligent Control

Wired remote controller (control box) is adopted standard.



Control box

And more

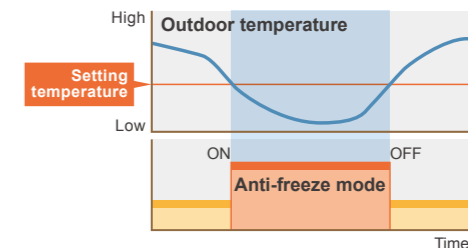
- Automatic heating curve control
- Cooling operation is possible*
- Anti-Legionella function
- Possible to docking the boiler and electric heater for backup

*Optional parts are required.

High Reliability

Anti-freeze function

Water circulation and compressor can be automatically performed at low outdoor temperature. Freezing of circulated water can be prevented.



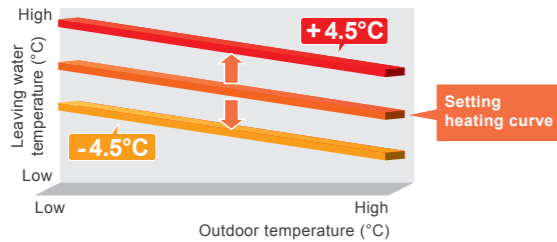
Easy installation & maintenance

- No installation of refrigerant circuit connections.
- Closed type enables decrease in the supply frequency of circulating water.
- Easy access for maintenance operations

Comfort


Flexible heating circuit

Automatic hot water temperature control matched to the application can be set. In addition, set temperature coefficient offset can be adjusted easily high or low side matched to the usage conditions.



Anti-legionella function

The growth of Legionella in DHW tank is suppressed and safe and clean hot water is supplied at all times.



Convenience

Programmed operation

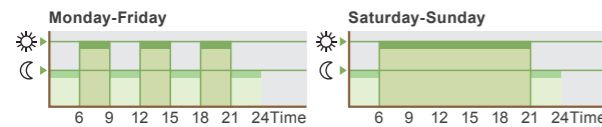
- The setting of programmed operation can be easily set.
- Changing the heating mode linked with time is possible.

Heating mode

<p>Auto</p> <p>Automatic mode Comfort/Reduce mode switching automatically according to outdoor temperature</p>	<p>Comfort mode Constant comfort temperature</p>
<p>Reduce mode Constant reduce temperature</p>	<p>Protection mode Stand-by mode with anti-frost protection</p>

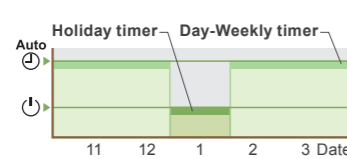
Day-Weekly timer setting

- The day-weekly timer can be set up for up to 3 times per day.
- Allows separate settings for each day of the week.



Holiday timer setting

- The holiday timer can be set up for up to 8 periods
- If you are absent for a long time in the winter, freezing of room can be prevented.



Extendibility

Diverse operation control

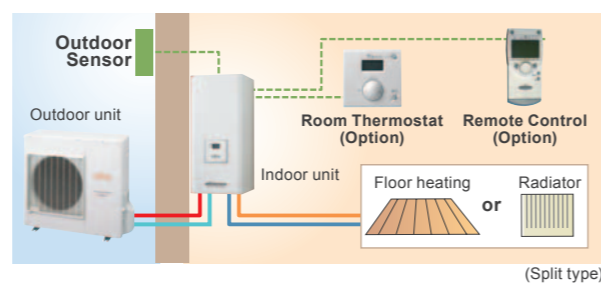
Meets diverse needs by combining with optional parts.

WATERSTAGE + **OPTIONS**

- 2-temperature simultaneous heating
Floor heating + Radiator heating (Split type only)
- Operation together with boiler at low outdoor temperature
- Temperature control of swimming pool (Controlled at 35°C)

Remote control-extension

Optional remote controller allows controls of hot water depending on indoor temperature.



Design Versatility

Installation example

The water heating system can be freely constructed for a wide range of applications from floor heating to hot water showers.

Single heating system
Under floor heating

2 system simultaneous heating (Individual control)
Under floor heating + Radiator

3 types of heat distribution
Under floor heating + Radiator + Sanitary hot water

System for low outdoor air temperatures (additional heating boiler connection)
Under floor heating + Radiator + Sanitary hot water

Optional parts

DHW Kit UTW-KDWXA	2nd Circuit Kit UTW-KZSXA	Boiler Connection Kit UTW-KBSXA	Balancing Vessel UTW-TEVXA
DHW Tank 200L UTW-T20XA	DHW Tank 300L UTW-T30XA	High Flow Rate Circulating Pump Kit UTW-PHFXA	
Swimming Pool Kit UTW-KSPXA	Heat exchanger for swimming pool UTW-ESPXA	Cooling Kit UTW-KCLXA	Cooling Kit (High flow rate) UTW-KCHXA
Remote Control UTW-C75XA	Room Thermostat UTW-C55XA	External Indication Kit UTY-XWZXZ2	

Specifications

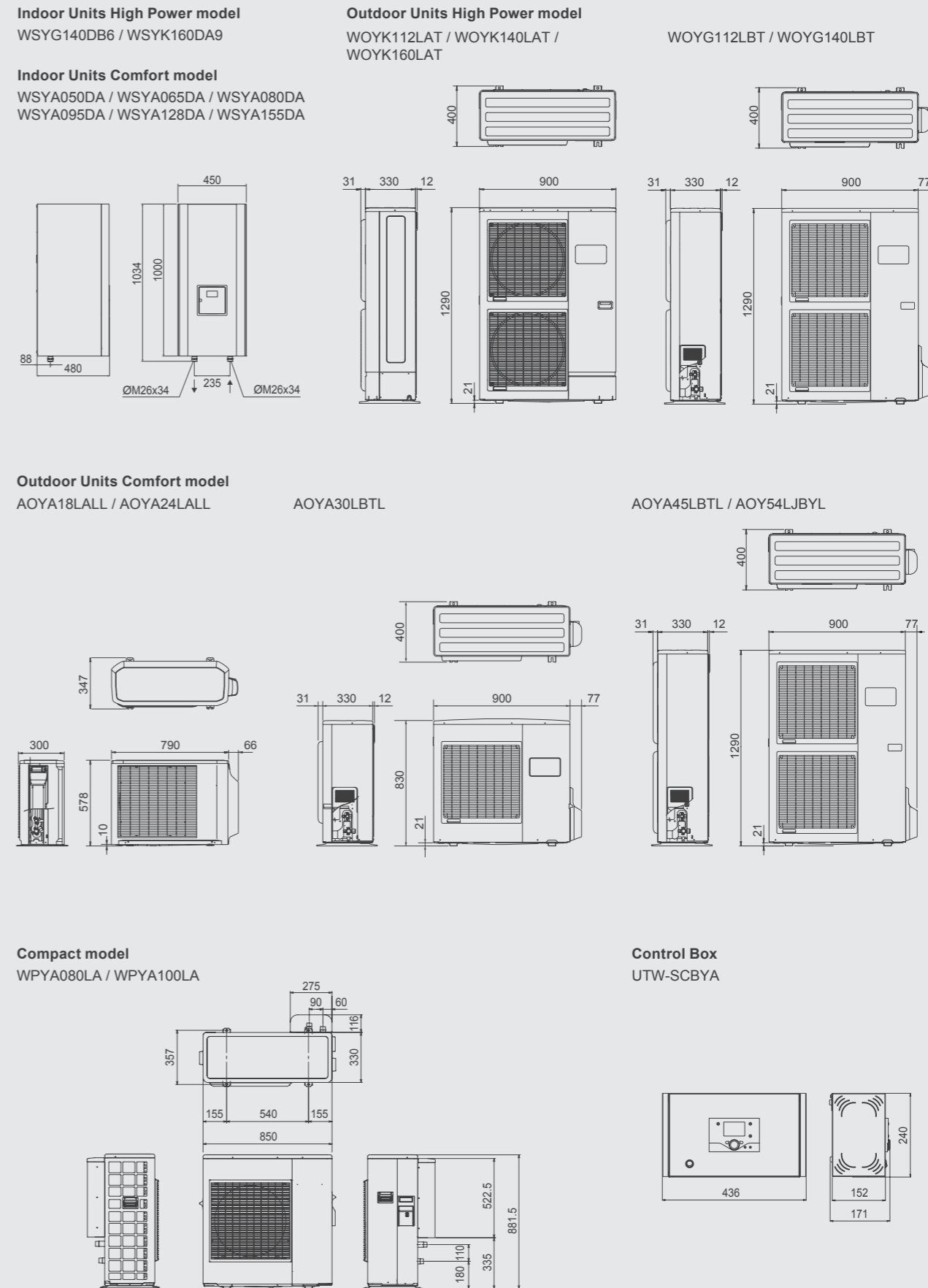
Type		Split system											
Series name		High Power series						Comfort series					
Capacity range (kW)		11	14	11	14	16	5	6	8	10	13	16	
+7°C / +35°C floor heating ^{*1}	Heating capacity	11.20	14.00	11.20	14.00	16.00	4.60	6.50	8.00	10.30	13.70	16.20	
	Input power	2.54	3.25	2.51	3.22	3.72	1.07	1.63	2.00	2.58	3.42	4.15	
	COP	4.40	4.30	4.46	4.35	4.30	4.30	4.00	4.00	4.00	4.00	3.90	
+2°C / +35°C floor heating ^{*1}	Heating capacity	11.20	14.00	11.20	14.00	15.10	4.31	5.59	6.39	8.69	12.31	13.94	
	Input power	3.54	4.51	3.45	4.40	4.87	1.36	2.05	2.34	3.21	3.87	4.77	
	COP	3.16	3.10	3.25	3.18	3.10	3.16	2.73	2.73	2.71	3.18	2.92	
-7°C / +35°C floor heating ^{*1}	Heating capacity	11.20	14.00	11.20	14.00	15.00	4.80	5.60	7.00	8.10	11.55	12.40	
	Input power	4.16	5.47	3.92	5.15	5.55	1.77	2.24	2.54	3.52	4.37	4.77	
	COP	2.69	2.56	2.86	2.72	2.70	2.70	2.50	2.75	2.30	2.64	2.60	
+7°C / +45°C radiators ^{*1}	Heating capacity	9.60	12.00	10.50	13.10	15.10	4.17	5.40	6.20	8.30	9.70	13.30	
	Input power	2.77	3.50	2.90	3.70	4.42	1.23	1.61	1.88	2.51	2.98	4.20	
	COP	3.46	3.42	3.62	3.54	3.42	3.38	3.35	3.30	3.30	3.26	3.17	
-7°C / +45°C radiators ^{*1}	Heating capacity	9.60	12.00	10.50	13.10	14.50	4.05	5.10	5.90	7.00	9.20	11.00	
	Input power	4.12	5.32	4.16	5.39	6.38	1.78	2.32	2.62	3.33	4.30	5.37	
	COP	2.33	2.26	2.52	2.43	2.27	2.28	2.20	2.25	2.10	2.14	2.05	
Backup heater	Capacity	kW×pcs: 6.0(3.0×2 pcs.) / 6.0(3.0×2 pcs.) / 9.0(3.0×3 pcs.) / 9.0(3.0×3 pcs.) / 9.0(3.0×3 pcs.) / 3.0(1.5×2 pcs.) / 3.0(1.5×2 pcs.) / 3.0(1.5×2 pcs.) / 6.0(3.0×2 pcs.) / 6.0(3.0×2 pcs.) / 6.0(3.0×2 pcs.)											
Indoor unit		Model name				Model name				Model name			
Power source		WSYG140DB6				WSYK160DA9				WSYA050DA / WSYA065DA / WSYA080DA / WSYA095DA / WSYA128DA / WSYA155DA			
Water circulation		1Ø 230V, 50Hz				3Ø 400V, 50Hz				1Ø 230V, 50Hz			
Rated	L/min	32.1	40.1	32.1	40.1	45.9	14.3	18.6	22.9	27.2	36.7	44.4	
	Mini / Max	20.0 / 40.0	25.0 / 50.0	20.0 / 40.0	25.0 / 50.0	28.3 / 56.7	9.0 / 18.3	10.0 / 23.3	14.3 / 28.3	16.7 / 35.0	25.0 / 50.0	25.0 / 50.0	
Dimensions H×W×D		mm 1034 × 450 × 480											
Weight (Net)		kg 52 / 53											
Buffer tank capacity		L 25											
Expansion vessel capacity		L 8											
Leaving water temperature range		°C 8 ~ 60											
Water pipe connection diameter		mm Ø25.4 / Ø25.4											
Outdoor unit		Model name				Model name				Model name			
Power source		WOYG112LBT / WOYG140LBT / WOYK112LAT / WOYK140LAT / WOYK160LAT				AOYA18LALL / AOYA24LALL / AOYA30LBTL / AOYA45LBTL / AOY54LJBLYL				1Ø 230V, 50Hz			
Current	Rated	10.8	13.7	3.60	4.80	5.50	5.16	7.25	8.27	10.40	13.70	17.10	
	Max	21.0	24.0	8.50	9.50	10.50	10.80	11.22	16.00	19.00	24.50		
Noise level (Sound pressure)		dB(A) 55 ^{*2} / 56 ^{*2} / 53 ^{*2} / 55 ^{*2} / 56 ^{*2} / 39 ^{*3} / 40 ^{*3} / 55 ^{*2} / 55 ^{*2} / 55.5 ^{*2}											
Dimensions H×W×D		mm 1290 × 900 × 330											
Weight (Net)		kg 92 / 99											
Refrigerant		R410A											
Refrigerant amount		kg 2.50											
Additional refrigerant charge amount		g/m 50											
Connection pipe	Diameter	Liquid	mm Ø9.52										
	Gas	mm Ø15.88											
	Length	Mini / Max	m 5 / 20										
	Length (chargeless)	Max	m 15										
Height difference	Max	m 15											
	Max	m 15											
Operation range		Heating °C -25 ~ 35											

Type		Monobloc system	
Series name		Compact series	
Capacity range (kW)		8	10
+7°C / +35°C floor heating ^{*1}	Heating capacity	8.00	10.00
	Input power	1.78	2.30
	COP	4.50	4.35
+2°C / +35°C floor heating ^{*1}	Heating capacity	7.40	8.10
	Input power	2.73	3.00
	COP	2.71	2.70
-7°C / +35°C floor heating ^{*1}	Heating capacity	7.10	8.00
	Input power	2.93	3.32
	COP	2.42	2.41
+7°C / +45°C radiators ^{*1}	Heating capacity	7.80	9.80
	Input power	2.23	2.88
	COP	3.50	3.40
-7°C / +45°C radiators ^{*1}	Heating capacity	6.50	7.00
	Input power	2.98	3.31
	COP	2.18	2.11
Monobloc unit		Model name	
Power source		WPYA080LA / WPYA100LA	
Water circulation		1Ø 230V, 50Hz	
Rated	L/min	22.9	28.7
	Mini / Max	10.0 / 30.0	10.0 / 30.0
Current	Rated	8.30	10.20
	Max	15.1 ^{*2}	15.1 ^{*2}
Noise level (Sound pressure)		dB(A) 51 ^{*2}	
Dimensions H×W×D		mm 881.5 × 850 × 330	
Weight (Net)		kg 82	
Expansion vessel capacity		L 8	
Water pipe connection diameter		mm Ø25.4 / Ø25.4	
Refrigerant		R410A	
Refrigerant amount		kg 1.5	
Leaving water temperature range		°C 8 ~ 55	
Operation range		Heating °C -20 ~ 35	

*1. The values of heating capacity/power input/COP are based on measurement of EN14511 standard. Usage environment, such as operation of the heating equipment, room temperature, and controller adjustments, may cause disparities between practically determined and these values.
 *2. Sound pressure level measured at distance of 1m from the device and at a height of 1.5m above ground in free field
 *3. Sound pressure level measured at distance of 5m from the device and at a height of 1.5m above ground in free field

Dimensions

(Unit : mm)





This solves your problems with distracting lifestyles smells and other stubborn smells.



Deodoriser

AIR DEODORISER

For Comfortable Life

Deodorisation capacity

Approx. 150 times ^{*1} that of an air cleaner
(Compared to conventional Fujitsu General products)

Bacteria elimination power


Removes 99.9 % ^{*2} of airborne bacteria

Economical

Filter replacement unnecessary ^{*3}


UV deodorant system

Powerfully deodorises almost all odours



^{*1}. Compared to our Model ACS-24NVU Air Cleaner using urine (substituted with ammonia), food and raw garbage (fermented beans used as compound odour). However, approximately 50 times the deodorising capability (our company's study) for faecal waste (skatol and compound odour). Tested with constantly emitted odour. Calculated from the fact that the balance ratio of concentration for the same generation volume with the concentration of odour intensity level 1 as 10 times is inversely proportional to the removal capability.
^{*2}. Test organization: Kitasato Research Center of Environmental Sciences. Checked in UV deodorant system.
^{*3}. Washing with water once a year is the standard when cleaned with a vacuum cleaner once a month. (The cleaning frequency can vary depending on the conditions of use in the home. Replacement may also be necessary, depending on the condition of use.)

Powerfully removes odours by the world's first deodorisation decomposition technology. Simultaneously displays air cleaning and bacteria elimination effects, and makes living more pleasant.



DASY30S

2 WORLD FIRST functions.

UV deodorant system

WORLD FIRST

Powerful deodorisation & bacteria elimination by 3 wavelengths*2

Ozone deodorisation

Large volume of ozone is generated by light (185nm). Ozone power decomposes odour molecules.

Photo catalytic deodorisation

Odour molecules are decomposed by illuminating a titanium oxide plate with light (254nm).

Bacteria elimination

Bacteria and virus are repelled by light (185nm) having a bacteria elimination power 1600 times that of sunlight.

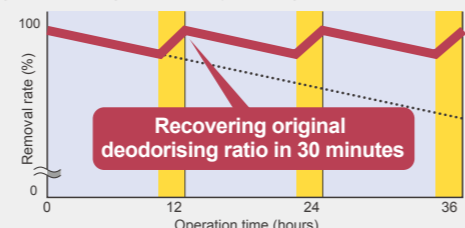
Automatic deodorisation capability regeneration system

WORLD FIRST

Deodorisation capability regenerated by heating

•Oxidation and decomposition capability is promoted by heating the filter for 30 minutes every 12 hours.
•Initial performance is maintained by removing odour molecules clinging to the filter.

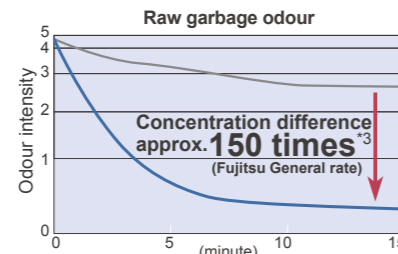
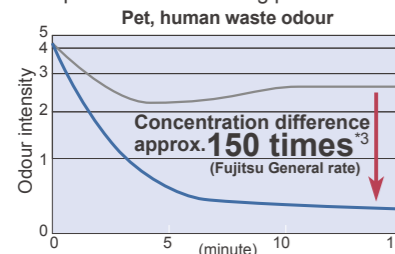
Image of filter regeneration by heating operation



Recovering original deodorising ratio in 30 minutes

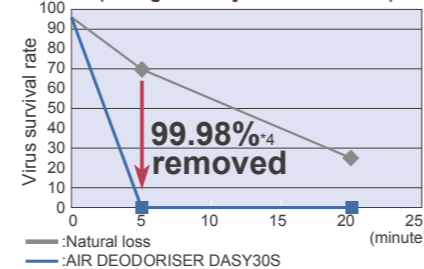
High Performance Verification Test Results

Comparison of deodorising performance



Odour intensity : 5. Very strong odour 4. Strong odour 3. Easily sensible odour 2. Weak odour but type of odour is sensed 1. Slightly sensible odour 0. No odour

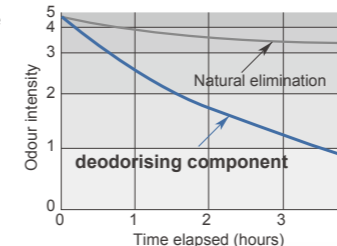
Virus elimination rate (Change of stray virus in 1m³ box)



Removes permeated odours

The deodorising component*5 (weak ozone) discharged from the body decomposes and deodorises odours permeating the room from their source.

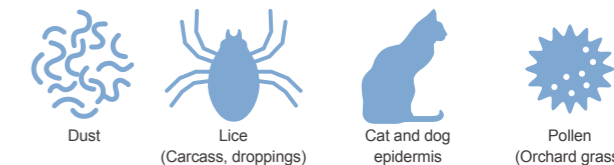
Deodorising effect of a piece of cloth permeated with the odour of 10 cigarettes
6 stage odour intensity method (test room of 13.2m²)



Air cleaning capability

Air is cleaned by powerful dust collection.

Prefilter: Removes pet hair and large dust particles.
Allergenic substance decomposition dust collection filter: Removes pollen, lice, and other allergenic substances*6



Filter replacement unnecessary*7

All filters do not require replacement. Economical

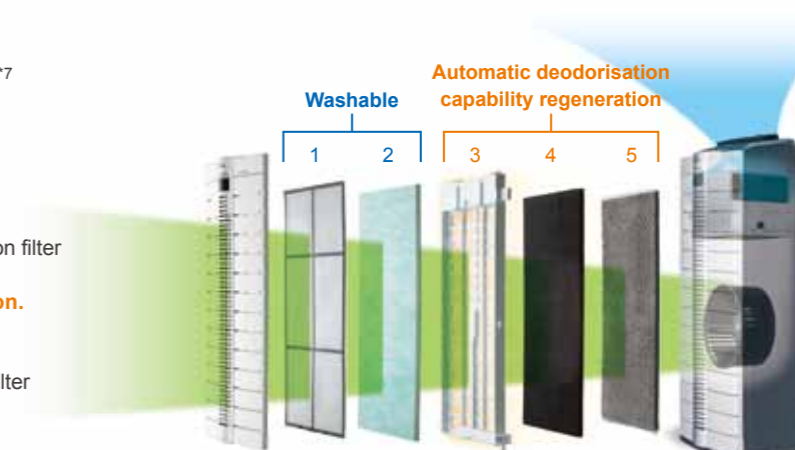
Washable. Replacement unnecessary.

1. Prefilter
2. Allergenic substance decomposition dust collection filter

Automatic deodorisation capability regeneration.

Maintenance-free

3. Heater unit
4. Compound metal oxidation catalyst honeycomb filter
5. Special activated charcoal filter



*1. Home air deodorisation machine announced November 7, 2005. *2. Generates light of 3 wavelengths; ozone generation 185nm, bacteria elimination 254nm, and photo catalyst activation 365nm. *3. Compared to our Model ACS-24NVU Air Cleaner using urine (substituted with ammonia), food and raw garbage (fermented beans used as compound odour). However, approximately 50 times the deodorising capability (our company's study) for faecal waste (skatol and compound odour). Calculated from the fact that the balance ratio of concentration for the same generation volume with the concentration of odour intensity level 1 as 10 times is inversely proportional to the removal capability. *4. Test organization: Kitasato Research Center of Environmental Sciences. Checked in UV deodorant system. *5. Generates very weak ozone. However, the concentration is less than the volume existing in the natural state in forests, etc. The deodorising effect varies depending on the room size and amount of ventilation. *6. Test organization: Tested by Shinshu University using lice carcass, lice faeces, cat epidermis, dog epidermis, and orchard grass. *7. Washing with water once a year is the standard when cleaned with a vacuum cleaner once a month. (The cleaning frequency can vary depending on the conditions of use in the home. Replacement may also be necessary, depending on the condition of use.)

Specifications

Model No.	DASY30S	
Rated voltage	V	220-240
	Hz	50/60
Operation modes	AUTO, QUIET, HIGH, HI-POWER	
Air flow	m³/min	At minimum 0.8, at maximum 3.0
Operating sound	dB	At minimum 19, at maximum 45
Power consumption	W	At minimum 11, at maximum 35
Applicable floor space	m²	~33 *By amount of generation source
Dust collection function	Non-woven fabric pleat filter	
Deodorising method	UV ozone + compound honeycomb	
Bacteria elimination method	Bacteria elimination lamp	
Filter life	Catalytic honeycomb filter: Automatic refreshing Dust collection filter: Water washing refreshing	
Sensor	Gas sensor	
Motor drive	Inverter	
Off timer	h	1
Product outside dimensions	mm	274 x 653 x 215
Product weight	kg	6.4
Installation	Floor installation (wall mounting bracket installable)	
Power cord length	m	2
Safety devices	Overcurrent prevention (current fuse) Excessive temperature rise prevention (automatic reset thermostat) Excessive temperature rise prevention (temperature fuse)	
Remote controller	Accessory	

Feature Explanation

Comfortable function

- Human sensor**
Human sensor catches movements of people in a room.
- Up / down swing flaps**
The up/down flaps automatically swing up and down.
- Double swing automatic**
Complex swing action of flaps enables automatically to swing both horizontal and vertical directions.
- Automatic air flow adjustment**
The micro-computer automatically adjusts the air flow effectively to follow the changes of room temperature.
- Auto restart**
In the event of a temporary power failure, the air conditioner will automatically restart in the same operating mode as before, once the power supply is restored.
- Auto-changeover**
The unit automatically switches between heating and cooling modes based on your temperature setting and the room temperature.
- 10°C HEAT operation**
The room temperature can be set to go no lower than 10°C, thus ensuring that the room does not get too cold when not occupied.
- Connectable distributing duct**
- Connectable fresh air duct**
- Fresh air intake**
Fresh air can be taken in by a fan which can be connected using external control unit.
- Economy mode**
Limits the maximum operation current, and performs operation with the power consumption suppressed.
- Powerful mode**
Operation at maximum air flow and compressor speed, and quickly makes the room comfortable.
- Low Noise Mode**
Sound noise level of outdoor unit can be selected.
- Energy saving mode**
This mode raises the set temperature slightly in the cooling mode and lowers the set temperature in the heating mode to economically control the operation of the unit.
- V-PAM control models**
- i-PAM control models**

Convenient function

- Sleep timer**
The micro-computer gradually changes the room temperature automatically to afford a comfortable night's sleep.
- ON-OFF timer**
ON-OFF timer can be set to operate once.
- Program timer**
This digital timer allows selection of one of four options: ON, OFF, ON → OFF or OFF → ON.
- Weekly timer**
Different on-off times can be set for each day.
- Weekly + setback timer**
Weekly + Setback timer can set temperature for two times spans and for each day of the week.
- Filter sign**
Indicates the filter cleaning period by lamp.

Clean function

- Automatic filter**
The filter is automatically cleaned after the time is set for the air conditioner.
- UV filter cleaner**
UV (ultraviolet rays) suppresses the growth of mold and germs inside the indoor unit.
- Long-life ion deodorization filter**
The filter deodorizes by powerfully decomposing absorbed odors using the oxidizing and reducing effects of ions generated by the ultra-fine-particle ceramic.
- Apple-catechin filter**
Fine dust, invisible mold spores, and harmful microorganisms are absorbed onto the filter by static electricity, and further growth is inhibited and deactivated by the polyphenol extracted from apples.
- Coil dry**
The indoor unit can be dried to prevent the growth of mold and bacteria.
- Washable panel**

Feature summary

	AWY214LB/18LB/24LB	ASYG07LE/09LE/12LU/14LU	ASYG18LF/24LF/30LF	ASY7UB/9UC/12UC	ASY18UB/24UB/30UB	AGYF09LA/12LA/14LA	AUYA30LB/36LB/45LC/54LC	AUY18UB	ABYG18LV/LB/45UJ/54UJ	ABYA30LB/36LB/45LC/54LC	ABY18UB/24UB	ARYG12LLTB/14LLTB/18LLTB	ARYF24LB/ARYA30LB/36LB/45LC	ARY25JU/30JU/36UJ(1)/38UJ/45UJ	ARYC49LC/54LC	ARY60UJ	ARY90TL
Comfortable function																	
Human sensor		●															
Up / down swing flaps		●	●	●	●	●	●	●	●	●	●	●	○				
Double swing automatic		●		●	●							●	●	●	●		
Automatic air flow adjustment		●	●	●	●	●	●	●	●	●	●	●	●	●	●	●	●
Auto restart		●	●	●	●	●	●	●	●	●	●	●	●	●	●	●	●
Auto-changeover		●	●	●	●	●	●	●	●	●	●	●	●	●	●	●	●
10°C heat operation		●	●	●	●			● (12/14/18)						● (18)			
Connectable distributing duct								●	●	●					●	●	
Connectable fresh air duct								○	●	●	●		●	●	○	●	●
Fresh air intake								○	○	○	○	○	○	○	○	○	○
Economy mode		●	●	●	●	●		●	●	●	●	●	●	●	●	●	●
Powerful mode		●	●	●	●												
Low Noise mode		●	●	●								○ (45/54)		○ (45)		○ (45)	○
Energy saving mode											●				●	●	●
Convenient function																	
Sleep timer		●	●	●	●	●	●	●	●	○	●	●	●	●	○	○	
On-off timer						●											
Program timer		●	●	●	●		●	●	●	○	●	●	●	○	○	○	
Weekly timer		●	●														●
Weekly + setback timer		○	○	○	○		○	○	●	●	○	○	●	●	●	●	●
Filter sign		●	●	●	●		●	●	●	●	●	●	●				
Clean function																	
Automatic filter cleaner		●															
UV filter cleaner		●															
Long-life ion deodorization filter		●	●	●	●	○	○	●									
Apple-catechin filter		●	●	●	●	○	○	●									
Coil dry		●						●									
Washable panel		●	●	●	●		●										

○: Optional function